

Supplementary Product Disclosure Statement

15 June 2024

This document is a Supplementary Product Disclosure Statement (SPDS) issued by Colonial First State Investments Limited ABN 98 002 348 352 AFSL 232468.

This SPDS supplements the FirstChoice Wholesale Investments:

- Product Disclosure Statement, Issue No 2023/2 dated 18 November 2023 (PDS), and
- SPDS dated 16 March 2024.

This SPDS must be read together with the above PDS and SPDS, available free of charge:

- on our website cfs.com.au, or
- by calling us on 13 13 36.

Unless otherwise specified, terms used and defined in the above documents have the same meaning in this SPDS.

The purpose of this SPDS:

- To replace First Sentier Investors as the investment manager of the:
 - First Sentier Equity Income option with Martin Currie and rename the option to Martin Currie Australia Equity Income
 - First Sentier Developing Companies option with Longwave Capital and rename the option to Longwave Australian Small Companies
 - First Sentier Future Leaders option with Investors Mutual and rename the option to Investors Mutual Future Leaders
 - First Sentier Australian Bond option with Macquarie Asset Management and rename the option to Macquarie Australian Fixed Interest
 - First Sentier Global Credit Income option with Janus Henderson and rename the option to Janus Henderson Diversified Credit
 - First Sentier Diversified Fixed Interest option with Macquarie Asset Management and rename the option to Macquarie Dynamic Bond
 - First Sentier Target Return Income option with Daintree Capital Management and rename the option to Daintree Core Income.
- To remove all references to the T. Rowe Price Australian Equity option, which is no longer available to new investors.
- To update fees and costs for Ausbil Australian Active Equity, Investors Mutual Australian Share, Platinum Asia and Platinum International.

Update to SPDS dated 16 March 2024

Section 4 – Risks of investing

Pages 2 – Remove ‘First Sentier Target Return Income’ option from the table in the ‘Section 4 – Risks of investing’ section.

Updates to PDS dated 18 November 2023

Section 5 – Fees and other costs

Pages 9 and 10 – The following information provides the updated ‘Cost of product for 1 year’ for the investment options outlined above:

Cost of product for 1 year

Option name	Cost of product
Single-Manager Single-Sector	
Short duration fixed interest	
Daintree Core Income	\$305
Janus Henderson Diversified Credit	\$310
Diversified fixed interest	
Macquarie Dynamic Bond	\$315
Australian fixed interest	
Macquarie Australian Fixed Interest	\$235
Australian share	
Ausbil Australian Active Equity	\$485
Investors Mutual Australian Share	\$590
Martin Currie Australia Equity Income	\$540
Australian share – small companies	
Investors Mutual Future Leaders	\$785
Longwave Australian Small Companies	\$605
Global share – emerging markets	
Platinum Asia	\$825
Specialist share	
Platinum International	\$855

Pages 12 to 14 – The following information provides the updated 'Fees and costs' for the investment options outlined above:

Additional explanation of fees and costs

Option name	Total of management fees and costs and performance fees (p.a.) ⁷	= Management fees and costs (p.a.)	+ Performance fee (p.a.) ¹	Buy/sell spread (%) ⁶
Single-Manager Single-Sector				
Short duration fixed interest				
Daintree Core Income	0.61% ^{4, 8, 9}	0.61% ^{4, 8, 9}		0.15
Janus Henderson Diversified Credit	0.62% ⁴	0.62% ⁴		0.15
Diversified fixed interest				
Macquarie Dynamic Bond	0.63% ^{4, 8}	0.63% ^{4, 8}		0.20
Australian fixed interest				
Macquarie Australian Fixed Interest	0.47% ⁴	0.47% ⁴		0.10
Australian share				
Ausbil Australian Active Equity	0.97% ¹⁰	0.97% ¹⁰		0.15
Investors Mutual Australian Share	1.16% ¹⁰	1.16% ¹⁰		0.20
Martin Currie Australia Equity Income	1.08% ^{4, 10}	1.08% ^{4, 10}		0.05
Australian share – small companies				
Investors Mutual Future Leaders	1.31% ⁴	1.31% ⁴		0.20
Longwave Australian Small Companies	1.21% ^{4, 10}	1.21% ^{4, 10}		0.20
Global share – emerging markets				
Platinum Asia	1.60% ¹⁰	1.60% ¹⁰		0.15
Specialist share				
Platinum International	1.61% ¹⁰	1.61% ¹⁰		0.10

⁸ The management fees and costs for this option will increase effective from 1 August 2024.

⁹ The performance fee for this option was removed effective 1 June 2024.

¹⁰ The management fees and costs for this option will decrease effective from 1 July 2024.

Page 18 – In the ‘Transaction costs’ section, remove the T. Rowe Price Australian Equity option.

Pages 20 and 21 – The following information provides the updated ‘Transaction costs’ for the investment options outlined above:

Transaction costs

Option name	(A) Gross transaction costs (p.a.) ³	(B) Costs recovered (p.a.)	(C) Net transaction costs (p.a.) ³ (C=A-B)
Single-Manager Single-Sector			
Short duration fixed interest			
Daintree Core Income ¹	0.05%	0.05%	0.00%
Janus Henderson Diversified Credit ¹	0.11%	0.11%	0.00%
Diversified fixed interest			
Macquarie Dynamic Bond ¹	0.05%	0.05%	0.00%
Australian fixed interest			
Macquarie Australian Fixed Interest ¹	0.02%	0.02%	0.00%
Australian share			
Ausbil Australian Active Equity	0.04%	0.04%	0.00%
Investors Mutual Australian Share	0.07%	0.05%	0.02%
Martin Currie Australia Equity Income ¹	0.02%	0.02%	0.00%
Australian share – small companies			
Investors Mutual Future Leaders ¹	0.32%	0.06%	0.26%
Longwave Australian Small Companies ¹	0.07%	0.07%	0.00%
Global share – emerging markets			
Platinum Asia	0.11%	0.06%	0.05%
Specialist share			
Platinum International	0.12%	0.02%	0.10%

Section 7 – How to open an account, cooling-off period and complaints

Page 28 – After the ‘Managing conflicts of interest’ section, the following section has been added:

Investing indirectly in FirstChoice Wholesale Investments funds

When you invest via a separate platform product (such as a mastertrust, investor directed portfolio service or wrap account), you are investing indirectly in the option. You do not become a unitholder of the option; instead the platform operator becomes the unitholder. Certain features outlined in this PDS such as Portfolio Rebates, regular transacting and auto-rebalancing are generally not accessible to indirect investors in the options. Rather than receiving reports or other documentation relating to the option directly from CFS, these will be provided to you by your platform operator. Matters relating to your investment in the option (including how to invest, cooling off rights and complaints etc.) should be directed to your platform operator. CFS accepts no responsibility for the content of an external platform operator’s disclosure.

The PDS is otherwise unchanged. The information contained in this SPDS is general information only and does not take into account your individual objectives, financial or taxation situation or needs. You should read the SPDS carefully (together with the PDS) and assess whether the information is appropriate for you and consider talking to a financial adviser before making an investment decision. 30046/FS8304/0624

Supplementary Product Disclosure Statement

16 March 2024

This document is a Supplementary Product Disclosure Statement (SPDS) issued by Colonial First State Investments Limited ABN 98 002 348 352 AFSL 232468.

This SPDS supplements the FirstChoice Wholesale Investments Product Disclosure Statement, Issue No 2023/2 dated 18 November 2023 (PDS).

This SPDS must be read together with the above PDS.

The PDS is available free of charge:

- on our website cfs.com.au, or
- by calling Investor Services on 13 13 36.

Unless otherwise specified, terms used and defined in the PDS have the same meaning in this SPDS.

Purpose of this SPDS:

- To update information about CFS's Privacy Policy
- To add three new investment options in FirstChoice Wholesale Investments:
 - Drummond Dynamic Plus
 - Infinity Core Australian Equity
 - Infinity SMID Australian Equity
- To add information about Anti-Money Laundering and Counter-Terrorism Financing laws and Sanction laws.

Product Disclosure Statement

Update information about CFS's Privacy Policy

The following information replaces that found on the inside front cover of the PDS under the 'Privacy' section.

Privacy

Your personal information is important to us.

The CFS Privacy Policy may be accessed at cfs.com.au/privacy. Our Privacy Policy outlines how we manage personal information and covers:

- information we collect
- how we use your information
- who we exchange information with
- keeping your information secure
- accessing, updating and correcting your information
- making a privacy complaint.

You should read this information when you apply to make an investment in our products and also when you transact with us. We regularly update this information, so it's important to check the most up-to-date Privacy Policy available online at cfs.com.au/privacy. You can also obtain a copy of that information, free of charge, by calling us on 13 13 36.

If you do not want to receive any direct marketing information, including telemarketing, please call us on 13 13 36 to opt out. You may also opt out of direct marketing by updating your communication preferences online, or click the 'unsubscribe' option on any marketing communications from us.

You consent to how we deal with the collection, use and disclosure of your personal information when you apply to make an investment in or otherwise transact on the products available. This consent continues to operate even though your relationship with us may come to an end, in order for us to comply with our data retention obligations.

Add three new investment options

Section 4 – Risks of investing

The following table replaces that found on page 5 of the PDS under 'Additional disclosure required for hedge funds and other complex options'

Option name
Antipodes Global
Aspect Absolute Return
Aspect Diversified Futures
Brandywine Global Income Optimiser
CFS Alternatives
Drummond Dynamic Plus
First Sentier Target Return Income
Perpetual Share-Plus Long-Short
Platinum Asia
Platinum International
PM Capital Enhanced Yield
PM Capital Global Companies
Sage Capital Equity Plus

Section 5 – Fees and other costs

Cost of product for 1 year

The following information is in addition to that found in the 'Cost of product for 1 year' section on pages 9 and 10.

Option name	Cost of product
Diversified real return	
Drummond Dynamic Plus	\$515
Australian share	
Infinity Core Australian Equity	\$430
Australian share – small companies	
Infinity SMID Australian Equity	\$545

Additional explanation of fees and costs

The following information is in addition to that found in the 'Fees and costs' section in the PDS:

Pages 12 to 14 – the following investment options have been added:

Option name	Total of management fees and costs and performance fees (p.a.) ⁷	= Management fees and costs (p.a.)	+ Performance fee (p.a.) ¹	Buy/sell spread (%) ⁶
Diversified real return				
Drummond Dynamic Plus	1.02% ⁴	1.02% ⁴		0.20
Australian share				
Infinity Core Australian Equity	0.86% ⁴	0.86% ⁴		0.20
Australian share – small companies				
Infinity SMID Australian Equity	1.04% ^{1,4}	1.04% ⁴	0.00% ¹	0.20

The following information is in addition to that found in the 'Transaction costs' section in the PDS:

Pages 20 and 21 – the following investment options have been added:

Option name	(A) Gross transaction costs (p.a.) ³	(B) Costs recovered (p.a.)	(C) Net transaction costs (p.a.) ³ (C=A-B)
Diversified real return			
Drummond Dynamic Plus ¹	0.09%	0.08%	0.01%
Australian share			
Infinity Core Australian Equity ¹	0.20%	0.20%	0.00%
Australian share – small companies			
Infinity SMID Australian Equity ¹	0.25%	0.20%	0.05%

Add information about Anti-Money Laundering and Counter-Terrorism Financing laws and Sanction laws.

Section 7 – How to open an account, cooling-off period and complaints.

The following information replaces the heading found on page 27 of the PDS:

7 How to open an account, cooling-off period, AML/CTF and complaints

Add the following information above 'What to do if you have a complaint' section on page 28 of the PDS:

Anti-Money Laundering and Counter-Terrorism Financing laws and Sanction laws

We are required to comply with these laws, including the need to establish your identity (and, if relevant, the identity of other persons associated with your account) and accordingly hold such information. Instructions for completing the identification process are included with the application forms. Additionally, from time to time, we may require additional information to assist with this process and keep a record.

Where legally obliged to do so, we may disclose the information gathered about you to regulatory and/or law enforcement agencies, and we may not be able to tell you when this occurs. We may be unable to transact with you or other persons. This may include actions such as delaying, blocking, freezing or refusing to process a transaction, or ceasing to provide you with a product or service, if we have reasonable grounds to believe or suspect potential breaches of Australian and/or international laws or sanctions. This may impact on your investment and could result in a loss of income and principal invested. We will not incur any liability for any loss suffered if we are required to take one or more of these actions.

The PDS is otherwise unchanged. The information contained in this SPDS is general information only and does not take into account your individual objectives, financial or taxation situation or needs. You should read the SPDS carefully (together with the PDS) and assess whether the information is appropriate for you and consider talking to a financial adviser before making an investment decision. 29890/FS8274/0324

Investments

Product Disclosure Statement

Issue No 2023/2, dated 18 November 2023

Issued by Colonial First State Investments Limited ABN 98 002 348 352 AFSL 232468



Contents

1 About Colonial First State	1
2 Benefits of investing in FirstChoice Wholesale Investments	1
3 How FirstChoice Wholesale Investments works	2
4 Risks of investing	2
5 Fees and other costs	6
6 How managed investment schemes are taxed	26
7 How to open an account, cooling-off period and complaints	27
Application form checklist and forms	A1

Responsible entity contact details

Colonial First State Investments Limited
GPO Box 3956
Sydney NSW 2001

Telephone 13 13 36

Email contactus@cfs.com.au

This document is the Product Disclosure Statement (PDS) for FirstChoice Wholesale Investments. The PDS also includes references to the following documents which contain statements and information incorporated by reference and which are taken to be included in the PDS:

- FirstChoice Investment Options Menu
- Reference Guide – Transacting on your account
- Reference Guide – Complex Funds
- Thrive+ Sustainable Investment Charter.

A reference to 'the PDS' includes a reference to all of these documents. You should assess whether the product is appropriate for you and speak to your financial adviser before making a decision to invest in the product. You should also read the PDS and all statements and information incorporated by reference into the PDS before making a decision about the product. You can obtain a copy of that information, free of charge, by calling us on 13 13 36, visiting cfs.com.au/fcwinv, or from your financial adviser.

If any part of the PDS (such as a term or condition) is invalid or unenforceable under the law, it is excluded so that it does not in any way affect the validity or enforceability of the remaining parts.

Investments in FirstChoice Wholesale are offered by Colonial First State Investments Limited ABN 98 002 348 352 AFSL 232468 (CFSIL). CFSIL or its licenced related entities are referred to in this PDS as ('the Responsible Entity', 'we', 'our' or 'us'). Colonial First State (CFS) refers to Superannuation and Investments HoldCo Pty Limited ABN 64 644 660 882 and its subsidiaries which include CFSIL. CFS is majority owned by an affiliate of Kohlberg Kravis Roberts & Co. L.P. (KKR), with the Commonwealth Bank of Australia ABN 48 123 123 124 AFS Licence 234945 (CBA) holding a significant minority interest.

The issue of the FirstChoice Wholesale Investments PDS is authorised solely by CFSIL. Apart from CFSIL, no other CFS entities are responsible for any statement or information contained within the PDS relating to FirstChoice Wholesale Investments.

The investment performance and the repayment of capital of CFSIL products is not guaranteed. Investments in FirstChoice Wholesale Investments are not deposits or other liabilities of CFSIL and other CFS entities, and investment-type products are subject to investment risk, including loss of income and capital invested.

The responsible entity may change any of the terms and conditions contained or referred to in the PDS, subject to compliance with the constitution of the relevant option(s) and laws and, where a change is material, the responsible entity will notify you in writing within the timeframes provided for in the relevant legislation.

Information contained in this PDS which is not materially adverse information that is subject to change from time to time, may be updated via our website and can be found at any time by visiting www.cfs.com.au/product-updates. A paper or electronic copy of any updated information is available free of charge on request by contacting us on 13 13 36.

Units in the funds cannot be issued unless you complete the application form attached to or accompanied by either a paper or an electronic copy of the PDS. The responsible entity of FirstChoice Wholesale Investments is not bound to accept an application.

Privacy

For more information about our privacy and information handling practices, please refer to the CFS Privacy Policy at cfs.com.au/privacy

Information about how we collect, use, exchange and protect your personal information is also set out in the Reference Guide – Transacting on your account. Our Privacy Policy outlines how we do this and covers:

- information we collect
- how we use your information
- who we exchange information with
- keeping your information secure
- accessing, updating and correcting your information
- making a privacy complaint.

You should read this information when you apply to make an investment in our products and also when you transact with us. We regularly update this information, so it's important to check the most up-to-date Privacy Statement available online.

If you do not want to receive any direct marketing information, including telemarketing, please call us on 13 13 36 to opt out.

You consent and agree to how we deal with the collection, use and disclosure of your personal information as set out in the current Reference Guide – Transacting on your account when you apply to make an investment in or otherwise transact on the products available. This consent continues to operate even though your relationship with us may come to an end.

The investment managers of the investment options available for investment through FirstChoice Wholesale Investments have given, and not withdrawn, their consent to be included in the PDS in the form and context in which they are included. The investment managers are acting as investment managers only for the relevant investment options. They are not issuing, selling, guaranteeing, underwriting or performing any other function in relation to the investment options.

CFSIL reserves the right to outsource any or all of its investment management functions, including to related parties, without notice to investors.

The offer made in this PDS is available only to persons who are receiving the PDS within Australia and accepting the offer within Australia. It is also available to investors who have received the relevant offer document in New Zealand and have completed the application form attached to that relevant offer document to make their initial investment where the offer is made in accordance with the terms of the trans-Tasman mutual recognition scheme which allows CFSIL to make the offer in New Zealand. Otherwise it does not constitute an offer in any other country or jurisdiction including the European Union. Accordingly the applicant must have a residential address in Australia or New Zealand at the point of opening an account.

The offer made in the PDS cannot be offered or sold within the US, or sold to, or for the account or benefit of, 'US Persons' (as defined in Regulation S of the *US Securities Act 1933*) in the United States.

The offer made in the PDS cannot be offered or sold to European Union citizens residing in the European Union.

The offer made in the PDS is not available to a Sovereign entity, or part of a Sovereign entity group, or a superannuation fund for foreign residents, as defined in the *Income Tax Assessment Act 1997*.

Taxation considerations are general and based on present taxation laws, rulings and their interpretation as at 18 November 2023. You should seek professional tax advice on your situation before making any decision based on this information.

CFSIL is also not a registered tax (financial) adviser under the *Tax Agent Services Act 2009*, and you should seek tax advice from a registered tax agent or a registered tax (financial) adviser if you intend to rely on this information to satisfy the liabilities or obligations or claim entitlements that arise, or could arise, under a taxation law.

The information provided in the PDS is general information only and does not take account of your objectives, personal financial or taxation situation or needs. Because of this, before acting on the information, you should consider its appropriateness having regard to these factors. You should consider obtaining financial advice relevant to your personal circumstances before investing. You should also consider the relevant terms and conditions and PDS (as applicable) for the product you are considering, before making any decision to acquire, or continue to hold, an interest in that product.

All monetary amounts referred to in the PDS are, unless specifically identified to the contrary, references to Australian dollars.

FirstChoice and FirstNet are trademarks of Colonial First State Investments Limited.

The Target Market Determinations (TMD) for our financial products can be found at www.cfs.com.au/tmd and include a description of who the financial product is appropriate for.

1 About Colonial First State

At Colonial First State, we've been helping Australians with their investment needs since 1988.

We've become one of Australia's leading financial services organisations that provides investment, superannuation and pension products to individual, corporate and superannuation fund investors. Our investment management expertise spans Australian and global shares, property, fixed interest and credit, cash and infrastructure.

Our business has been built on people who exercise good judgement and are acknowledged as leaders in their respective fields of expertise. We've succeeded by doing the small things well, and we're absolutely dedicated to the financial wellbeing of our investors.

Colonial First State's consistent, disciplined approach to investing has been recognised by many awards within the investment management industry.

For further information about Colonial First State, please refer to the 'About Us' section on cfs.com.au

2 Benefits of investing in FirstChoice Wholesale Investments

FirstChoice Wholesale Investments is designed to help you achieve your investment goals and provides access to a wide range of managed funds from some of the world's most respected investment managers.

FirstChoice Wholesale Investments provides you with exceptional value, service and choice.

Value

We are committed to providing you with a competitively priced product that gives you value for money. We seek to provide a great platform for a competitive price.

Service

Our brand is synonymous with service excellence. You will receive fast and personal service.

Choice

Over 180 investment options and over 70 investment managers give you real choice and diversity, across specialist boutiques and leading brands in investment management.

Investment options

With FirstChoice Wholesale Investments, you can access a vast range of investment opportunities from well-respected Australian and international investment managers, including specialist boutique investment managers, across different asset classes such as shares, fixed interest, property and cash, all in the one place.

More than 180 ways to achieve your specific investment goals

FirstChoice Wholesale Investments has more than 180 investment options across different asset classes and investment managers so that you can tailor an investment portfolio to meet your needs.

You can choose from:

- multi-manager portfolios which are pre-mixed for you, and/or
- single manager options allowing you to tailor-make your portfolio.

You can choose one option or a combination of different options. You can transfer your money into other options at any time.

Each investment option has a different level of risk and potential level of returns.

Warning: Before choosing an investment option or a range of investment options in which to invest, you should consider the likely investment return of each option, the risk of investing in any or all of those options and your investment timeframe.

Personal customer service every time

We understand that our success depends on our ability to provide you with great service – every time. We have some of the most dedicated and highly trained people in the market, and we constantly aim for exceptional service.

FirstNet makes it easy

You can also access up-to-date information on your investments at any time via our secure internet site, FirstNet.

FirstNet e-Post

e-Post is the fast and secure way to submit original forms and requests via FirstNet, our secure online service. You no longer need to post the originals, saving you time and effort. You will receive an instant email confirmation when you submit your request and a reference number. You must only submit original forms.

Receive informative material

As an investor in FirstChoice Wholesale, you can look forward to receiving:

- iQ magazine
- annual statements
- confirmation letters.

Minimums

Initial investment ¹	\$1,000 ¹
Account balance	\$1,000
Additional investment	No minimum
Regular investment plan (monthly) ¹	\$100 per month ¹
Switch	No minimum
Withdrawal ²	No minimum ²
Regular withdrawal plan (monthly or quarterly)	\$100 per month or quarter

¹ We may accept amounts less than the minimum, at our discretion.

² Subject to minimum account balance requirements.

You should read the Investment Options Menu and all the statements and information incorporated by reference in the Reference Guide – Transacting on your account, available at cfs.com.au/fcwinv or by calling 13 13 36. The material relating to investments may change between the time you read the PDS and the day you sign the application form.

3 How FirstChoice Wholesale Investments works

When you invest in FirstChoice Wholesale Investments, your money is combined with other investors' money in a managed investment scheme. Each FirstChoice Wholesale investment option is a separate managed investment scheme. We may invest directly or indirectly in other managed investment schemes managed by us to gain exposure and administrative efficiencies. For details of the name, Australian Business Number (ABN) and Australian Registered Scheme Number (ARSN) of each managed investment scheme offered in FirstChoice Wholesale Investments, please refer to the Reference Guide – Transacting on your account.

How your account works

When you make an investment into FirstChoice Wholesale Investments, you are issued units in the investment option(s) you select.

The unit price you receive is the unit price which applies on the day we receive a transaction request, provided the request is received before 3pm, Sydney time, on any NSW business day.

The value of units fluctuates as a result of changes in the value of the underlying assets or as a result of costs reflected in the unit price. This means that your account balance can fluctuate on a daily basis depending on the value of the units which you hold in your account.

Depending on the investment option(s) you select, you may receive income in the form of distributions.

There may be tax consequences as a result of your investment.

Receiving income

Any income that you receive from your investment, may include income such as interest, dividends and realised capital gains.

Income attributed and distributions are based on the number of units you hold in a particular option, in proportion to the number of units held by all unitholders, at the distribution date. Income attributed and distributions are not pro-rated for investors who were not unitholders for the whole period. The type of income you receive depends on the asset classes in which each option invests.

Withdrawal of funds

Where an option is suspended, restricted or unavailable, we may not process withdrawal requests. Further, where an option is not liquid, we cannot allow investors to withdraw from the option unless we make an offer to withdraw. There is no obligation for us to make such an offer and if we do, investors may only be able to withdraw part of their investment. Any decision whether to process withdrawals or partial withdrawals will be made in the best interests of investors as a whole, and if any payment is to be made, then the exit price used to calculate this payment will be the one determined at the time the payment is made.

You should note that unless an option is suspended, restricted or unavailable, you may withdraw from an option in accordance with our normal processes.

4 Risks of investing

What is risk?

Understanding investment risk is the key to successfully developing your investment strategy. Before you consider your investment strategy, it is important to understand that:

- all investments are subject to risk
- there may be loss of principal, capital or earnings
- different strategies carry different levels of risk depending on the assets that make up the strategy, and
- assets with the highest long-term returns may also carry the highest level of short-term risk.

When considering your investment, it is important to understand that:

- the value of investment options will go up and down
- returns are not guaranteed
- you may lose money
- previous returns don't predict future performance
- laws affecting investments may change
- the appropriate level of risk for you will vary, depending on your age, investment timeframe, where other parts of your money are invested and how comfortable you are with the possibility of losing some of your investment in some years.

Different investments perform differently over time. Investments that have provided higher returns over the longer term have also tended to produce a wider range of returns. These investments are generally described as more risky, as there is a higher chance of losing money, but they can also give you a better chance of achieving your long-term objectives. Investments that have provided more stable returns are considered less risky, but they may not provide sufficient long-term returns for you to achieve your long-term goals. Selecting the investments that best match your investment needs and timeframe is crucial in managing this risk.

Your adviser can help you understand investment risk, including those applicable to complex options, and design an investment strategy that is right for you.

General risks for all investment options

Market risk

Investment returns are influenced by the performance of the market as a whole. This means that your investments can be affected by things like changes in interest rates, investor sentiment and global events, depending on which markets or asset classes you invest in and the timeframe you are considering.

Security and investment-specific risk

Within each asset class and each option, individual securities like mortgages, shares, fixed interest securities or hybrid securities can be affected by risks that are specific to that investment or that security. For example, the value of a company's shares can be influenced by changes in company management, its business environment or profitability. These risks can also impact on the company's ability to repay its debt.

Management risk

Each option in the PDS has an investment manager to manage your investments on your behalf. There is a risk that the investment manager will not perform to expectation. Management risk may arise from the use of financial models by the investment manager to simulate the performance of financial markets. The performance of financial markets may differ to that anticipated by the financial models.

Liquidity risk

Liquidity risk refers to the difficulty in selling an asset for cash quickly without an adverse impact on the price received. Assets such as shares in large listed companies are generally considered liquid, while 'real' assets such as direct property and infrastructure are generally considered illiquid. Under abnormal or difficult market conditions, some normally liquid assets may become illiquid, restricting our ability to sell them and to make withdrawal payments or process switches for investors without a potentially significant delay.

Counterparty risk

This is the risk that a party to a transaction such as a swap, foreign currency forward or stock lending fails to meet its obligations such as delivering a borrowed security or settling obligations under a financial contract.

Legal, regulatory and foreign investment risk

This is the risk that any change in taxation, corporate or other relevant laws, regulations or rules may adversely affect your investment.

In particular, for funds investing in assets outside Australia, your investment may also be adversely impacted by changes in broader economic, social or political factors, regulatory change and legal risks applicable to where the investment is made or regulated.

Distribution risk

In some circumstances, the frequency or rate of distribution payments may vary or you may not receive a distribution. This is more likely to occur when an option employs extensive currency hedging or uses derivatives.

Environmental, social and governance (ESG) and climate risk

The value of individual securities may be influenced by environmental, social and governance factors. These risks may be real or perceived and may lead to financial penalties and reputational damage. For example, environmental risks

include waste and pollution, resource depletion and land use. Social risks are where the investment may be impacted by social, labour and human rights risks and include health and safety. Governance risks can impact sustainability of an investment and cover business practices such as board diversity and independence, voting procedures, transparency and accountability.

Climate change also poses a risk – not only to the environment, but also to the broader economy and valuation of an investment. Typically, climate change risks can be split between physical and transition risks.

- Physical risks refer to the direct impact that climate change has on our physical environment. For example, a company's revenue may be reduced due to weather events and this may reduce the value of the company's shares.
- Transition risks refer to the much wider set of changes in policy, law, markets, technology and prices that may be needed to address the mitigation and adaptation requirements which are necessary for the transition to a low carbon economy.

Securities lending risk

If investment options engage in securities lending, there is a risk that the borrower may become insolvent or otherwise become unable to meet, or refuse to honour, its obligations to return the loaned assets. In this event, the option could experience delays in recovering assets and/or accessing collateral which may incur a capital loss. Where an option invests any collateral it receives as part of the securities lending program, such investments are also subject to the general investment risks, and in some cases credit risk, as outlined in this PDS.

Option-specific risks

Currency risk

Investments in global markets or securities which are denominated in foreign currencies give rise to foreign currency exposure. This means that the Australian dollar value of these investments may vary depending on changes in the exchange rate. Investment options in the PDS which have significant currency risks adopt different currency management strategies. These strategies may include currency hedging, which involves reducing or aiming to remove the impact of currency movements on the value of the investment, whereas some investment options remain unhedged.

Information on the currency management strategy for each option with a significant currency risk is set out in that option's description in the Investment Options Menu.

Because different options have different currency management strategies, you should consult your financial adviser on the best approach for you.

Derivatives risk

Derivatives are contracts between two parties that usually derive their value from the price of a physical asset or market index. They can be used to manage certain risks in investment portfolios or as part of an investment strategy. However, they can also increase other risks in a portfolio or expose a portfolio to additional risks. Risks include: the possibility that the derivative position is difficult or costly to reverse; that there is an adverse movement in the asset or index underlying the derivative; or that the parties do not perform their obligations under the contract.

In general, investment managers may use derivatives to:

- protect against changes in the market value of existing investments
- achieve a desired investment position without buying or selling the underlying asset
- leverage a portfolio
- manage actual or anticipated interest rate and credit risk
- alter the risk profile of the portfolio or the various investment positions
- manage currency risk.

Derivatives may be used in an option to provide leverage and may result in the effective exposure to a particular asset, asset class or combination of asset classes exceeding the value of the portfolio. The effect of using derivatives to provide leverage may not only result in capital losses but also an increase in the volatility and magnitude of the returns (both positive and negative) for the option.

As financial instruments, derivatives are valued regularly, and movements in the value of the underlying asset or index should be reflected in the value of the derivative. Information on whether an investment option in this PDS uses derivatives, such as futures, options, forward currency contracts and swaps, is outlined in the strategy of the investment option in the Investment Options Menu.

Credit risk

Credit risk refers to the risk that a party to a credit transaction fails to meet its obligations, such as defaulting under a mortgage, a mortgage-backed security, a hybrid security, a fixed interest security or a derivative contract. This creates an exposure to underlying borrowers and the financial condition of issuers of these securities.

Gearing risk

Some of the options in the PDS use gearing. Gearing means the option borrows so that it can invest more to increase potential gains. Gearing can magnify gains and always magnifies losses from the option's investments.

For an option geared at 50%, if the underlying investments' rise is less than the option's borrowing and management fees and costs, then it is unlikely that the geared option will outperform an equivalent ungeared portfolio. Consequently, a geared option will not always magnify market gains (particularly in a low return environment), but it will always magnify market losses.

In extreme market conditions you may lose all your capital.

We suggest you consult a financial adviser regarding the impact of these investments on your overall portfolio.

Short selling risk

Some of the options in the PDS use short selling. Short selling means the option sells a security it does not own to try and profit from a decrease in the value of the security. This is generally done by borrowing the security from another party to make the sale. The short sale of a security can greatly increase the risk of loss, as losses on a short position are not limited to the purchased value of the security.

Short selling strategies involve additional risks such as:

- **Liquidity risk**
In certain market conditions, an option that adopts a short selling strategy may not be able to reverse a short position because the security it needs to buy may not be available for purchase in a reasonable timeframe or at all. In this event, losses may be magnified.
- **Leverage risk**
Whilst short selling can often reduce risk, it is also possible for an option's long positions and short positions to both lose money at the same time.
- **Prime broker risk**
When short selling is employed, the assets of the investment option are generally held by the prime broker (which provides broking, stock lending and other services). As part of this arrangement, assets may be used by or transferred to the prime broker under a securities lending arrangement which will also expose the option to securities lending risk. There is a risk that the prime broker does not return equivalent assets or value to the option (for example, because of insolvency). This would have a substantial negative impact on the value of your investment. This risk is managed by having arrangements with large, well-established and globally operating prime brokers. If you would like details of our prime broker, please contact us.

If an option uses short selling, this is detailed in the strategy of the option – refer to the Investment Options Menu.

Emerging markets risk

Due to the nature of the investments in emerging markets, there is an increased risk that the political and/or legal framework may change and adversely impact your investments. This could include the ability to sell assets. Options that invest in global markets may have exposure to emerging markets.

Investment performance risk from sustainability exclusions

Some investment options will exclude certain industries from their portfolios in accordance with their sustainability criteria. This means that their portfolios will differ from that of traditional funds not predominantly focused on sustainable investment. As a result, the investment performance may deviate from traditional funds in the short to medium term. Over the longer term, the expected risk and return objectives are likely to be consistent with traditional funds.

All of the investment options in the PDS are subject to some or all of these risks, which can also vary from time to time. You should consult your financial adviser before making a decision to invest. Your financial adviser is required to be qualified in understanding the risk and return associated with the wide range of investment options available to you and can help you make decisions regarding these investment options.

Further details about option-specific risks, such as currency, gearing, emerging markets and short selling risks and ways to manage investment risk are contained in the Investment Options Menu, which forms part of the PDS.

You should read all the important information about the investment risks and diversification in the Investment Options Menu, which forms part of the PDS, before making an investment decision. The material relating to investments may change between the time you read the PDS and the day you sign the application form.

Role of your financial adviser

Your financial adviser may play a large role in implementing your financial plan and can assist you to meet your financial needs. We have therefore designed an online platform service to enable your financial adviser to monitor the progress of your portfolio and make transactions on your behalf if you nominate this.

Your financial adviser will automatically be given transaction authority unless you choose to opt out of this option by completing the Adviser Transaction Authority section in the application form.

By granting your financial adviser transaction authority, you authorise the named adviser, and their authorised delegates, access to the details of your account(s) to perform the following activities using our services on your behalf:

- make an additional investment, set up or modify a regular investment plan, switch investment options and certain modifications to the adviser service fees as agreed by you and your adviser
- modify personal and account details, excluding bank account details
- modify investment selection and frequency, including auto-rebalancing and elections in relation to managed accounts
- withdraw an investment to your pre-nominated bank account
- make super and pension withdrawals, excluding transfers and rollovers, to your pre-nominated bank account.

If your circumstances change and this authority is no longer consistent with your needs, you have the ability to revoke your authorisation. CFSIL can at any time remove an adviser or refuse to record or deal with an adviser nominated on your account.

As part of normal business practice, advice businesses may be sold, a new adviser may take over a book of clients, or an adviser may transfer from one dealer group to another. Where this occurs a new adviser may be appointed to your account or the dealer group to which your account is attached and may be changed without your direction. Where your account is transferred to a new dealer group and/or adviser they (and their delegates) will be authorised to access information regarding your account.

If the adviser nominated on your account changes, any adviser transaction authority you previously authorised will transfer to your new adviser.

Your annual statement will contain the details of the financial adviser nominated on your account.

Additional disclosure required for hedge funds and other complex options

Hedge funds and funds with certain hedge fund characteristics can pose more complex risks for investors than traditional managed investment schemes. This can arise due to their diverse investment strategies, in many cases involving the use of leverage and complex and offshore structures.

The Australian Securities and Investments Commission (ASIC) has identified some characteristics that distinguish hedge funds from other managed investment schemes in its Regulatory Guide 240, such as the use of leverage, derivatives and short selling, charging performance fees, or funds that have complex investment strategies or structures.

Where an option exhibits two or more of the characteristics defined, ASIC now requires responsible entities to provide additional reporting and disclosure. We will provide this additional reporting and disclosure for the following options:

Option name
Antipodes Global
Aspect Absolute Return
Aspect Diversified Futures
Brandywine Global Income Optimiser
First Sentier Target Return Income
CFS Alternatives
Perpetual Share-Plus Long-Short
Platinum Asia
Platinum International
PM Capital Enhanced Yield
PM Capital Global Companies
Sage Capital Equity Plus

For each option identified, we will report against the following benchmarks as required by ASIC:

- valuation of assets: information about whether assets which are not exchange-traded are valued by an independent administrator or an independent valuation service provider, and
- periodic reporting.

Where we can't provide all the components of the periodic reporting benchmark, we will explain why we can't and the types of information which will be provided instead so that you can monitor the performance of your investment.

In addition, for each option identified, we will provide the following information in the Reference Guide – Complex Funds, available at cfs.com.au/complex. This information will be updated from time to time, in accordance with our legal obligations.

Disclosure principle	Description
Investment strategy	Details of the option's investment strategy, including the type of strategy, how it works and how risks are managed.
Investment manager	Information about the people responsible for managing the option's investments.
Fund structure	An explanation of the investment structures involved.
Valuation, location and custody of assets	Disclosure about the types of assets held, where they are located, how they are valued and the custodial arrangements.
Liquidity	The option's ability to realise its assets in a timely manner and the risks of illiquid classes of assets.
Leverage	Outlines the maximum level of leverage (where applicable) of the option.
Derivatives	The purpose and types of derivatives used by the appointed investment manager and the associated risks.
Short selling	How short selling (where applicable) may be used as part of the investment strategy and the associated risks and costs of short selling.
Withdrawals	Circumstances in which Colonial First State allows withdrawals. A full explanation of how your withdrawal will be processed can be found in the Reference Guide for the product you are investing in, which is available on cfs.com.au

This disclosure principle information is available at cfs.com.au/complex

5 Fees and other costs

DID YOU KNOW?

Small differences in both investment performance and fees and costs can have a substantial impact on your long term returns.

For example, total annual fees and costs of 2% of your account balance rather than 1% could reduce your final return by up to 20% over a 30-year period (for example, reduce it from \$100,000 to \$80,000).

You should consider whether features such as superior investment performance or the provision of better member services justify higher fees and costs.

You may be able to negotiate to pay lower fees.¹ Ask the fund or your financial adviser.

TO FIND OUT MORE

If you would like to find out more, or see the impact of the fees based on your own circumstances, the **Australian Securities and Investments Commission (ASIC)** MoneySmart website (www.moneysmart.gov.au) has a managed funds fee calculator to help you check out different fee options.

This section shows fees and other costs that you may be charged. These fees and other costs may be deducted from your money, from the returns on your investment or from the assets of the managed investment scheme as a whole.

Taxes are set out in another part of this document.

You should read all the information about fees and other costs because it is important to understand their impact on your investment.

Fees and costs for particular investment options are set out in the 'Additional explanation of fees and costs' section.

¹ Please note: Although we are required by law to include this wording, the fees are not subject to negotiation other than the Adviser Service Fee or in the limited circumstances set out in the 'Differential fees' section on page 26.

Fees and costs summary

Type of fee or cost	Amount ²	How and when paid										
Ongoing annual fees and costs¹												
Management fees and costs The fees and costs for managing your investment	Geared options 1.13% to 2.66% p.a. (estimated) All other options 0.26% to 3.44% p.a. (estimated) The current fee for FirstRate Cash is set out at cfs.com.au/firstratereturns You may be entitled to management fees and costs rebates which may reduce the fees and costs of your investment. The rebates are as follows:	Unless otherwise stated in the PDS, the management fees and costs are expressed as a percentage of the total average net assets of the option. The management fees and costs are reflected in the daily unit price and payable monthly or as incurred by the option. Management fees and costs rebates are calculated monthly using your account balances and the rebate rate that applied on the last day of the month. Any portfolio rebates will be credited to your account half-yearly in the form of additional units. Please refer to page 25 under the heading 'Management fees and costs rebates' for further details.										
	<table border="1"> <thead> <tr> <th>Value of eligible FirstChoice products and investment options</th> <th>Portfolio rebate (p.a.)⁴</th> </tr> </thead> <tbody> <tr> <td>\$0–\$100,000</td> <td>Nil</td> </tr> <tr> <td>next \$400,000</td> <td>0.05%</td> </tr> <tr> <td>next \$500,000</td> <td>0.10%</td> </tr> <tr> <td>over \$1,000,000</td> <td>0.20%</td> </tr> </tbody> </table>		Value of eligible FirstChoice products and investment options	Portfolio rebate (p.a.) ⁴	\$0–\$100,000	Nil	next \$400,000	0.05%	next \$500,000	0.10%	over \$1,000,000	0.20%
	Value of eligible FirstChoice products and investment options		Portfolio rebate (p.a.) ⁴									
	\$0–\$100,000		Nil									
	next \$400,000		0.05%									
next \$500,000	0.10%											
over \$1,000,000	0.20%											
Performance fees Amounts deducted from your investment in relation to the performance of the product	Performance fees 0.00% to 2.01% p.a. (estimated)	Performance fees are reflected in the daily unit price and are paid monthly at the relevant rate (inclusive of the net effect of GST). See pages 11 to 15 for details of options with performance fees.										
Transaction costs The costs incurred by the scheme when buying or selling assets	0.00% to 1.56% p.a. (estimated) depending on the option. Refer to pages 19 to 23 for the transaction costs that applies to each option.	These costs are deducted from the underlying assets of the option and are reflected in the daily unit price for that option. Depending on the cost, they may be deducted daily, monthly or at some other time.										
Member activity related fees and costs (fees for services or when your money moves in or out of the product)⁵												
Establishment Fee The fee to open your investment	Nil	N/A										
Contribution Fee³ The fee on each amount contributed to your investment	Nil	N/A										
Buy/sell spread An amount deducted from your investment representing costs incurred in transactions by the scheme	0% to 0.50% of the transaction, depending on the option. Refer to pages 11 to 15 for the buy/sell spreads for each option. These spreads may change without notice to you to reflect changing market conditions. Please refer to the 'Product Update' section of our website at cfs.com.au/product-updates	This cost is payable each time you add to, withdraw from or switch to/from an option.										
Withdrawal Fee³ The fee on each amount you take out of your investment	Nil	N/A										
Exit Fee³ The fee to close your investment	Nil	N/A										
Switching Fee³ The fee for changing investment options	Nil	N/A										

1 The fees and costs are estimates based on the costs incurred in the previous financial year.

2 All figures disclosed include the net effect of GST and any related GST credits.

3 Even though switching fees and exit fees are not charged, buy/sell spreads apply to most options (refer to page 19 for further details).

4 This portfolio rebate is sometimes referred to as a 'Management fee rebate'.

5 Other service fees may apply including Adviser Service Fee. Please refer to the 'What is paid to your adviser?' on page 24 for further details.

Example of annual fees and costs for a balanced investment option or other investment option

This table gives an example of how the ongoing annual fees and costs in the balanced investment option for this product can affect your investment over a one-year period. You should use this table to compare this product with other products offered by managed investment schemes.

EXAMPLE – First Sentier Diversified ¹ option		BALANCE OF \$50,000 WITH A CONTRIBUTION OF \$5,000 DURING YEAR
Contribution fees	0%	For every additional \$5,000 you put in, you will be charged \$0.
PLUS Management fees and costs	0.96% p.a.	And, for every \$50,000 you have in the First Sentier Diversified option, you will be charged or have deducted from your investment \$480 each year
PLUS Performance fees	0.00%	And, you will be charged or have deducted from your investment \$0 in performance fees each year
PLUS Transaction costs	0.11%	And, you will be charged or have deducted from your investment \$55 in transaction costs.
EQUALS Cost of First Sentier Diversified option		If you had an investment of \$50,000 at the beginning of the year and you put in an additional \$5,000 during that year, you would be charged fees and costs of: \$535 What it costs you will depend on the investment option you choose and the fees you negotiate.

These figures are inclusive of the net effect of GST and any related GST credits. Additional fees may apply.

Establishment fee: \$0.

And, if you leave the managed investment scheme early, you may also be charged **exit fees** of 0% of your total account balance.

Please note that this is just an example. In practice, the actual investment balance of an investor will vary daily, and the actual fees and expenses we charge are based on the value of the option, which also fluctuates daily.

Buy/sell spreads also apply. Refer to the 'Additional explanation of fees and costs' section.

Cost of product for 1 year

The cost of product gives a summary calculation about how ongoing annual fees and costs can affect your investment over a one-year period for all investment options. It is calculated in the manner shown in the Example of annual fees and costs.

The cost of product assumes a balance of \$50,000 at the beginning of the year with a contribution of \$5,000 during the year. Additional fees such as an establishment fee or an exit fee may apply. Refer to the Fees and costs summary for the relevant option.

You should use this figure to help compare this product with other products offered by managed investment schemes.

Option name	Cost of product
CFS Multi-Manager Multi-Sector	
CFS Defensive	\$460
CFS Conservative	\$530
CFS Diversified	\$540
CFS Moderate	\$560
CFS Balanced	\$580
CFS Growth	\$595
CFS High Growth	\$615
CFS Geared Growth Plus	\$1,220
CFS Multi-Manager Single-Sector	
CFS Fixed Interest	\$410
CFS Alternatives	\$1,210
CFS Australian Share	\$540
CFS Australian Small Companies	\$765
CFS Global Share	\$635
CFS Global Share – Hedged	\$720
CFS Asian Share	\$825
CFS Emerging Markets	\$785
CFS Property Securities	\$485
CFS Global Property Securities	\$680
CFS Global Infrastructure Securities	\$695
CFS Geared Australian Share	\$1,180
CFS Geared Global Share	\$1,055
CFS ETF Exposure Series	
CFS ETF Exposure Series: US Treasury Bills	\$220
CFS ETF Exposure Series: Physical Gold	\$310
CFS ETF Exposure Series: All-World ex-US Shares	\$150
CFS ETF Exposure Series: US Shares	\$130
CFS Sustainability	
CFS Thrive+ Sustainable Growth	\$580
CFS Enhanced Index Series	
CFS Enhanced Index Conservative	\$325
CFS Enhanced Index Diversified	\$345
CFS Enhanced Index Moderate	\$350
CFS Enhanced Index Balanced	\$370
CFS Enhanced Index Growth	\$380
CFS Enhanced Index High Growth	\$400

1 This option targets a 30% allocation to income asset classes and a 70% allocation to growth asset classes.

Option name	Cost of product
CFS Index Series	
CFS Index Conservative	\$175
CFS Index Diversified	\$175
CFS Index Moderate	\$160
CFS Index Balanced	\$160
CFS Index Growth	\$160
CFS Index High Growth	\$170
CFS Index Australian Bond	\$155
CFS Index Global Bond	\$180
CFS Index Australian Share	\$155
CFS Index Global Share	\$165
CFS Index Global Share – Hedged	\$190
CFS Index Property Securities	\$155
CFS Index Global Property Securities	\$180
CFS Index Global Listed Infrastructure Securities	\$175
CFS Geared Index Australian Share	\$565
CFS Geared Index Global Share	\$570
Single-Manager Multi-Sector	
Alternative income	
Acadian Defensive Income	\$330
First Sentier Target Return Income	\$320
Pendal Monthly Income Plus	\$505
Conservative	
AZ Sestante Conservative	\$395
Context Capital Short Term	\$425
First Sentier Conservative	\$410
Perpetual Conservative Growth	\$595
Moderate	
AZ Sestante Diversified	\$485
Context Capital Medium Term	\$495
Evidentia Medium Term	\$430
First Sentier Balanced	\$480
Perpetual Diversified Growth	\$665
Growth	
First Sentier Diversified	\$535
Pendal Sustainable Balanced	\$605
Perpetual Balanced Growth	\$695
Diversified real return	
Perpetual Diversified Real Return	\$615
Schroder Real Return	\$570
High growth	
AZ Sestante Growth	\$565
Context Capital Long Term	\$505
Evidentia Long Term	\$485
First Sentier High Growth	\$610
Single-Manager Single-Sector	
Cash and deposits	
FirstRate Cash	\$250
FirstRate Cash Non-Auto-rebalancing	\$250
Enhanced cash	
CFS Enhanced Cash	\$180
First Sentier Strategic Cash	\$180

Option name	Cost of product
Short duration fixed interest	
First Sentier Global Credit Income	\$310
Franklin Australian Absolute Return Bond	\$385
Kapstream Absolute Return Income	\$460
Macquarie Income Opportunities	\$430
Mutual Income	\$300
Perpetual Diversified Income	\$465
PM Capital Enhanced Yield	\$515
Schroder Absolute Return Income	\$435
Yarra Enhanced Income	\$400
Diversified fixed interest	
Affirmative Global Impact Bond	\$520
Bentham Global Income	\$455
Brandywine Global Income Optimiser	\$435
Colchester Global Government Bond	\$430
First Sentier Diversified Fixed Interest	\$310
PIMCO Diversified Fixed Interest	\$380
PIMCO Global Bond	\$395
T. Rowe Price Dynamic Global Bond	\$460
UBS Diversified Fixed Income	\$385
Australian fixed interest	
First Sentier Australian Bond	\$235
Janus Henderson Tactical Income	\$360
Pendal Sustainable Australian Fixed Interest	\$360
PIMCO Australian Bond	\$355
Western Asset Australian Bond	\$320
Alternatives	
Aspect Absolute Return	\$945
Aspect Diversified Futures	\$2,500
Lower volatility share	
AB Managed Volatility Equities	\$635
Acadian Global Managed Volatility Equity	\$450
First Sentier Equity Income	\$640
Merlon Australian Share Income	\$650
State Street Australian Equity	\$510
Australian share	
Acadian Australian Equity	\$410
Airlie Australian Share	\$510
Alphinity Sustainable Share	\$605
Antares Ex-20 Australian Equities	\$590
Ausbil Active Sustainable Equity	\$515
Ausbil Australian Active Equity	\$510
Bennelong Ex-20 Australian Equities	\$975
DNR Capital Australian Equities High Conviction	\$510
DNR Capital Australian Equity Income	\$510
Fidelity Australian Equities	\$535
First Sentier Concentrated Australian Share	\$490
First Sentier Imputation	\$510
Investors Mutual Australian Share	\$615
Lazard Select Australian Equity	\$555
Pendal Australian Share	\$525
Pendal Sustainable Australian Share	\$520

Option name	Cost of product
Perennial Value Australian Share	\$635
Perpetual Australian Share	\$675
Perpetual Industrial Share	\$685
Realindex Australian Share Value	\$305
Schroder Australian Equity	\$520
Solaris Core Australian Equity	\$550
T. Rowe Price Australian Equity	\$540
WaveStone Australian Share	\$535
Australian share – small companies	
Ausbil Australian Emerging Leaders	\$695
Celeste Australian Small Companies	\$580
Eiger Australian Small Companies	\$1,315
First Sentier Australian Small Companies	\$585
First Sentier Developing Companies	\$695
First Sentier Future Leaders	\$785
OC Premium Small Companies	\$1,070
Realindex Australian Small Companies Value	\$410
Global share	
Acadian Sustainable Global Equity	\$515
Antipodes Global	\$875
Baillie Gifford Sustainable Growth	\$495
Baillie Gifford Long Term Global Growth	\$540
Barrow Hanley Concentrated Global Share	\$610
Barrow Hanley Global Share	\$700
Epoch Global Equity Shareholder Yield	\$680
GQG Partners Global Equity	\$485
GQG Partners Global Equity – Hedged	\$500
Hyperion Global Growth Companies	\$1,345
Intermede Global Equities	\$580
Ironbark Royal London Concentrated Global Share	\$635
Ironbark Royal London Core Global Share	\$410
Magellan Global Share	\$735
Magellan Global Share – Hedged	\$735
MFS Global Equity	\$610
Nanuk New World	\$560
Pendal Global Select	\$610
Realindex Global Share Value	\$360
Realindex Global Share Value – Hedged	\$370
Stewart Investors Worldwide Leaders Sustainability	\$585
Stewart Investors Worldwide Sustainability	\$510
Talaria Global Equity	\$670
T. Rowe Price Global Equity	\$660
T. Rowe Price Global Equity – Hedged	\$670
Global share – emerging markets	
Fidelity Asia	\$700
Pendal Global Emerging Market Opportunities	\$815
Platinum Asia	\$1,025
Realindex Emerging Markets Value	\$475
Stewart Investors Global Emerging Markets Leaders Sustainability	\$655

Option name	Cost of product
Specialist share	
Acadian Australian Equity Long Short	\$595
Acadian Global Equity Long Short	\$710
Bell Global Emerging Companies	\$810
CFS Global Health & Biotechnology	\$600
CFS Global Small Companies	\$735
CFS Global Technology & Communications	\$680
Janus Henderson Global Natural Resources	\$815
L1 Capital Catalyst	\$705
Perpetual Share-Plus Long-Short	\$720
Platinum International	\$980
PM Capital Global Companies	\$1,565
Sage Capital Equity Plus	\$725
Australian property and infrastructure securities	
First Sentier Property Securities	\$410
Ironbark Property Securities	\$440
Martin Currie Real Income	\$535
Pendal Property Investment	\$555
Global property and infrastructure securities	
First Sentier Global Listed Infrastructure	\$750
First Sentier Global Property Securities	\$665
Macquarie Global Listed Real Estate	\$670
Magellan Infrastructure	\$780
Quay Global Real Estate – Unhedged	\$495
Resolution Capital Global Property Securities	\$640
Geared	
Acadian Geared Australian Equity	\$1,095
Acadian Geared Sustainable Global Equity	\$1,380
CFS Geared Share	\$1,145

Additional explanation of fees and costs

Fees and costs

Option name	Total of management fees and costs and performance fees (p.a.) ⁷	= Management fees and costs (p.a.)	+ Performance fee (p.a.) ¹	Buy/sell spread (%) ⁶
CFS Multi-Manager Multi-Sector (These investment options are located in the 'Investment Options Menu'.)				
CFS Defensive	0.87%	0.87%		0.15
CFS Conservative	0.95% ¹	0.92%	0.03% ¹	0.15
CFS Diversified	0.98% ¹	0.95%	0.03% ¹	0.15
CFS Moderate	1.00% ¹	0.97%	0.03% ¹	0.15
CFS Balanced	1.04% ¹	1.00%	0.04% ¹	0.15
CFS Growth	1.06% ¹	1.02%	0.04% ¹	0.15
CFS High Growth	1.12%	1.12%		0.15
CFS Geared Growth Plus ^{2, 5}	1.13%(g)/2.26%(n)	1.13%(g)/2.26%(n)		0.10–0.30 ³
CFS Multi-Manager Single-Sector (These investment options are located in the 'Investment Options Menu'.)				
CFS Fixed Interest	0.77%	0.77%		0.20
CFS Alternatives	1.80% ¹	1.33%	0.47% ¹	0.10
CFS Australian Share	1.01%	1.01%		0.15
CFS Australian Small Companies	1.31%	1.31%		0.20
CFS Global Share	1.22%	1.22%		0.10
CFS Global Share – Hedged	1.22%	1.22%		0.10
CFS Asian Share	1.58%	1.58%		0.20
CFS Emerging Markets	1.53%	1.53%		0.20
CFS Property Securities	0.91%	0.91%		0.20
CFS Global Property Securities	1.22%	1.22%		0.10
CFS Global Infrastructure Securities	1.22%	1.22%		0.10
CFS Geared Australian Share ^{2, 5}	1.02%(g)/2.22%(n)	1.02%(g)/2.22%(n)		0.05–0.15 ³
CFS Geared Global Share ^{2, 5}	1.18%(g)/1.76%(n)	1.18%(g)/1.76%(n)		0.10–0.16 ³
CFS ETF Exposure Series (These investment options are located in the 'Investment Options Menu'.)				
CFS ETF Exposure Series: US Treasury Bills	0.44% ⁴	0.44% ⁴		0.10
CFS ETF Exposure Series: Physical Gold	0.62% ⁴	0.62% ⁴		0.10
CFS ETF Exposure Series: All-World ex-US Shares	0.30% ⁴	0.30% ⁴		0.10
CFS ETF Exposure Series: US Shares	0.26% ⁴	0.26% ⁴		0.10
CFS Sustainability (This investment option is located in the 'Investment Options Menu'.)				
CFS Thrive+ Sustainable Growth	1.00% ^{1, 4}	0.86% ⁴	0.14% ¹	0.10
CFS Enhanced Index Series (These investment options are located in the 'Investment Options Menu'.)				
CFS Enhanced Index Conservative	0.61%	0.61%		0.10
CFS Enhanced Index Diversified	0.65%	0.65%		0.10
CFS Enhanced Index Moderate	0.68%	0.68%		0.10
CFS Enhanced Index Balanced	0.70%	0.70%		0.10
CFS Enhanced Index Growth	0.73%	0.73%		0.10
CFS Enhanced Index High Growth	0.77%	0.77%		0.10
CFS Index Series (These investment options are located in the 'Investment Options Menu'.)				
CFS Index Conservative	0.32%	0.32%		0.05
CFS Index Diversified	0.32%	0.32%		0.05
CFS Index Moderate	0.32%	0.32%		0.10
CFS Index Balanced	0.32%	0.32%		0.10
CFS Index Growth	0.32%	0.32%		0.10
CFS Index High Growth	0.32%	0.32%		0.05
CFS Index Australian Bond	0.31%	0.31%		0.10
CFS Index Global Bond	0.32%	0.32%		0.10
CFS Index Australian Share	0.31%	0.31%		0.05
CFS Index Global Share	0.33%	0.33%		0.05

Refer to page 15 for footnotes 1–7.

Option name	Total of management fees and costs and performance fees (p.a.) ⁷	= Management fees and costs (p.a.)	+ Performance fee (p.a.) ¹	Buy/sell spread (%) ⁶
CFS Index Global Share – Hedged	0.32%	0.32%		0.05
CFS Index Property Securities	0.31%	0.31%		0.05
CFS Index Global Property Securities	0.32%	0.32%		0.05
CFS Index Global Listed Infrastructure Securities	0.32%	0.32%		0.05
CFS Geared Index Australian Share ²	0.52%(g)/1.13%(n) ²	0.52%(g)/1.13%(n) ²		0.05–0.20 ³
CFS Geared Index Global Share ²	0.54%(g)/1.14%(n) ²	0.54%(g)/1.14%(n) ²		0.05–0.20 ³
Single-Manager Multi-Sector (These investment options are located in the ‘Investment Options Menu’.)				
Alternative income				
Acadian Defensive Income	0.61%	0.61%		0.10
First Sentier Target Return Income	0.58% ¹	0.51%	0.07% ¹	0.15
Pendal Monthly Income Plus	0.96%	0.96%		0.15
Conservative				
AZ Sestante Conservative	0.75% ¹	0.70%	0.05% ¹	0.10
Context Capital Short Term	0.81% ^{1, 4}	0.81% ⁴	0.00% ¹	0.10
First Sentier Conservative	0.76%	0.76%		0.10
Perpetual Conservative Growth	1.18%	1.18%		0.25
Moderate				
AZ Sestante Diversified	0.91% ¹	0.80%	0.11% ¹	0.10
Context Capital Medium Term	0.96% ^{1, 4}	0.96% ⁴	0.00% ¹	0.10
Evidentia Medium Term	0.86% ^{1, 4}	0.86% ⁴	0.00% ¹	0.10
First Sentier Balanced	0.86%	0.86%		0.15
Perpetual Diversified Growth	1.31%	1.31%		0.25
Growth				
First Sentier Diversified	0.96%	0.96%		0.20
Pendal Sustainable Balanced	1.17%	1.17%		0.20
Perpetual Balanced Growth	1.33%	1.33%		0.25
Diversified real return				
Perpetual Diversified Real Return	1.21%	1.21%		0.15
Schroder Real Return	1.14%	1.14%		0.20
High growth				
AZ Sestante Growth	1.02% ¹	0.91%	0.11% ¹	0.10
Context Capital Long Term	0.96% ^{1, 4}	0.96% ⁴	0.00% ¹	0.10
Evidentia Long Term	0.96% ^{1, 4}	0.96% ⁴	0.00% ¹	0.10
First Sentier High Growth	1.17%	1.17%		0.15
Single-Manager Single-Sector (These investment options are located in the ‘Investment Options Menu’.)				
Cash				
FirstRate Cash	0.14% to 0.50%	0.14% to 0.50%		nil
FirstRate Cash Non-Auto-rebalancing	0.14% to 0.50%	0.14% to 0.50%		nil
Enhanced cash				
CFS Enhanced Cash	0.36% ⁴	0.36% ⁴		nil
First Sentier Strategic Cash	0.36%	0.36%		nil
Short duration fixed interest				
First Sentier Global Credit Income	0.62%	0.62%		0.15
Franklin Australian Absolute Return Bond	0.77%	0.77%		0.10
Kapstream Absolute Return Income	0.92%	0.92%		0.10
Macquarie Income Opportunities	0.77%	0.77%		0.15
Mutual Income	0.60% ⁴	0.60% ⁴		nil
Perpetual Diversified Income	0.93%	0.93%		0.15
PM Capital Enhanced Yield	1.03% ¹	0.72%	0.31% ¹	0.10
Schroder Absolute Return Income	0.87%	0.87%		0.20
Yarra Enhanced Income	0.77% ⁴	0.77% ⁴		0.10

Refer to page 15 for footnotes 1–7.

Option name	Total of management fees and costs and performance fees (p.a.) ⁷	= Management fees and costs (p.a.)	+ Performance fee (p.a.) ¹	Buy/sell spread (%) ⁶
Diversified fixed interest				
Affirmative Global Impact Bond	0.77%	0.77%		0.10
Bentham Global Income	0.90% ⁴	0.90%		0.38
Brandywine Global Income Optimiser	0.87%	0.87%		0.15
Colchester Global Government Bond	0.86%	0.86%		0.10
First Sentier Diversified Fixed Interest	0.56%	0.56%		0.20
PIMCO Diversified Fixed Interest	0.76%	0.76%		0.10
PIMCO Global Bond	0.77%	0.77%		0.10
T. Rowe Price Dynamic Global Bond	0.62% ⁴	0.62% ⁴		0.15
UBS Diversified Fixed Income	0.77%	0.77%		0.15
Australian fixed interest				
First Sentier Australian Bond	0.47%	0.47%		0.10
Janus Henderson Tactical Income	0.67% ⁴	0.67% ⁴		0.10
Pendal Sustainable Australian Fixed Interest	0.72%	0.72%		0.10
PIMCO Australian Bond	0.71%	0.71%		0.10
Western Asset Australian Bond	0.64% ⁴	0.64% ⁴		0.10
Alternatives				
Aspect Absolute Return	1.33% ¹	0.82%	0.51% ¹	nil
Aspect Diversified Futures	3.44% ¹	1.43%	2.01% ¹	nil
Lower volatility share				
AB Managed Volatility Equities	0.77% ⁴	0.77% ⁴		0.10
Acadian Global Managed Volatility Equity	0.87%	0.87%		0.05
First Sentier Equity Income	1.23%	1.23%		0.05
Merlon Australian Share Income	1.18%	1.18%		0.15
State Street Australian Equity	1.01%	1.01%		0.05
Australian share				
Acadian Australian Equity	0.81%	0.81%		0.05
Airlie Australian Share	1.02% ⁴	1.02% ⁴		0.10
Alphinity Sustainable Share	1.17%	1.17%		0.10
Antares Ex-20 Australian Equities	1.07% ^{1,4}	1.07% ⁴	0.00% ¹	0.15
Ausbil Active Sustainable Equity	1.02%	1.02%		0.10
Ausbil Australian Active Equity	1.02%	1.02%		0.15
Bennelong Ex-20 Australian Equities	1.83% ¹	1.12%	0.71% ¹	0.20
DNR Capital Australian Equities High Conviction	1.02% ⁴	1.02% ⁴		0.20
DNR Capital Australian Equity Income	1.02% ⁴	1.02% ⁴		0.20
Fidelity Australian Equities	1.07%	1.07%		0.10
First Sentier Concentrated Australian Share	0.96%	0.96%		0.10
First Sentier Imputation	0.97%	0.97%		0.15
Investors Mutual Australian Share	1.21%	1.21%		0.20
Lazard Select Australian Equity	1.02%	1.02%		0.10
Pendal Australian Share	1.02%	1.02%		0.15
Pendal Sustainable Australian Share	1.02%	1.02%		0.10
Perennial Value Australian Share	1.02%	1.02%		0.20
Perpetual Australian Share	1.23%	1.23%		0.15
Perpetual Industrial Share	1.22%	1.22%		0.15
Realindex Australian Share Value	0.61%	0.61%		0.05
Schroder Australian Equity	1.01%	1.01%		0.15
Solaris Core Australian Equity	1.02%	1.02%		0.15
T. Rowe Price Australian Equity	0.97%	0.97%		0.10
WaveStone Australian Share	1.01%	1.01%		0.15

Refer to page 15 for footnotes 1–7.

Option name	Total of management fees and costs and performance fees (p.a.) ⁷	= Management fees and costs (p.a.)	+ Performance fee (p.a.) ¹	Buy/sell spread (%) ⁶
Australian share – small companies				
Ausbil Australian Emerging Leaders	1.13% ¹	1.13%	0.00% ¹	0.15
Celeste Australian Small Companies	1.02% ¹	1.02%	0.00% ¹	0.30
Eiger Australian Small Companies	2.57% ¹	1.23%	1.34% ¹	0.20
First Sentier Australian Small Companies	1.12%	1.12%		0.15
First Sentier Developing Companies	1.31%	1.31%		0.20
First Sentier Future Leaders	1.31%	1.31%		0.20
OC Premium Small Companies	1.92% ¹	1.37%	0.55% ¹	0.20
Realindex Australian Small Companies Value	0.81%	0.81%		0.05
Global share				
Acadian Sustainable Global Equity	0.97%	0.97%		0.05
Antipodes Global	1.50% ¹	1.49% ¹	0.01%	0.10
Baillie Gifford Sustainable Growth	0.98%	0.98%		0.10
Baillie Gifford Long Term Global Growth	1.07%	1.07%		0.05
Barrow Hanley Concentrated Global Share	1.22% ⁴	1.22% ⁴		0.10
Barrow Hanley Global Share	1.33%	1.33%		0.10
Epoch Global Equity Shareholder Yield	1.32%	1.32%		0.05
GQG Partners Global Equity	0.97% ⁴	0.97% ⁴		0.10
GQG Partners Global Equity – Hedged	1.00% ⁴	1.00% ⁴		0.10
Hyperion Global Growth Companies	2.69% ¹	0.97% ¹	1.72%	0.15
Intermede Global Equities	1.16% ⁴	1.16% ⁴		0.10
Ironbark Royal London Concentrated Global Share	1.27%	1.27%		0.10
Ironbark Royal London Core Global Share	0.82% ⁴	0.82% ⁴		0.15
Magellan Global Share	1.47%	1.47%		0.05
Magellan Global Share – Hedged	1.47%	1.47%		0.05
MFS Global Equity	1.22%	1.22%		0.05
Nanuk New World	1.12% ⁴	1.12% ⁴		0.20
Pendal Global Select	1.13% ⁴	1.13% ⁴		0.10
Realindex Global Share Value	0.72%	0.72%		0.10
Realindex Global Share Value – Hedged	0.73%	0.73%		0.10
Stewart Investors Worldwide Leaders Sustainability	1.17%	1.17%		0.10
Stewart Investors Worldwide Sustainability	1.02%	1.02%		0.10
Talaria Global Equity	1.33%	1.33%		0.20
T. Rowe Price Global Equity	1.27%	1.27%		0.05
T. Rowe Price Global Equity – Hedged	1.27%	1.27%		0.05
Global share – emerging markets				
Fidelity Asia	1.40%	1.40%		0.15
Pendal Global Emerging Market Opportunities	1.58%	1.58%		0.15
Platinum Asia	2.00%	2.00%		0.15
Realindex Emerging Markets Value	0.87%	0.87%		0.10
Stewart Investors Global Emerging Markets Leaders Sustainability	1.27%	1.27%		0.15

Option name	Total of management fees and costs and performance fees (p.a.) ⁷	= Management fees and costs (p.a.)	+ Performance fee (p.a.) ¹	Buy/sell spread (%) ⁶
Specialist share				
Acadian Australian Equity Long Short	1.12%	1.12%		0.15
Acadian Global Equity Long Short	1.27%	1.27%		0.05
Bell Global Emerging Companies	1.42%	1.42%		0.15
CFS Global Health & Biotechnology	1.18%	1.18%		0.05
CFS Global Small Companies	1.35%	1.35%		0.10
CFS Global Technology & Communications	1.19%	1.19%		0.05
Janus Henderson Global Natural Resources	1.18%	1.18%		0.10
L1 Capital Catalyst	1.41% ^{1,4}	1.41% ⁴	0.00% ¹	0.15
Perpetual Share-Plus Long-Short	1.16% ^{1,4}	1.16% ⁴	0.00% ¹	0.20
Platinum International	1.86%	1.86%		0.10
PM Capital Global Companies	3.13% ¹	1.21%	1.92% ¹	0.25
Sage Capital Equity Plus	1.07% ^{1,4}	1.07% ⁴	0.00% ¹	0.20
Australian Property and Infrastructure Securities				
First Sentier Property Securities	0.82%	0.82%		0.10
Ironbark Property Securities	0.82%	0.82%		0.05
Martin Currie Real Income	1.02%	1.02%		0.10
Pendal Property Investment	1.07%	1.07%		0.15
Global property and infrastructure securities				
First Sentier Global Listed Infrastructure	1.22%	1.22%		0.10
First Sentier Global Property Securities	1.02%	1.02%		0.10
Macquarie Global Listed Real Estate	1.22%	1.22%		0.15
Magellan Infrastructure	1.52% ¹	1.32%	0.20% ¹	0.10
Quay Global Real Estate – Unhedged	0.99% ^{1,4}	0.99% ⁴	0.00% ¹	0.15
Resolution Capital Global Property Securities	1.28%	1.28%		0.10
Geared				
Acadian Geared Australian Equity ²	0.97%(g)/2.12%(n)	0.97%(g)/2.12%(n)		0.05–0.20 ³
Acadian Geared Sustainable Global Equity ²	1.23%(g)/2.66%(n)	1.23%(g)/2.66%(n)		0.05–0.15 ³
CFS Geared Share ²	1.05%(g)/2.27%(n)	1.05%(g)/2.27%(n)		0.20–0.50 ³

These figures are inclusive of the net effect of GST and any related GST credits.

- 1 Refer to pages 16 to 17 for more details on the different types of performance fees, how they have been calculated and how they have been estimated in the assessment of fees and costs. This estimate is generally based on the average of the previous five financial years to 30 June 2023 and the associated performance fee. As past performance is not a reliable indicator of future performance, the performance fee charged in the future may differ.
- 2 The figures shown above for the geared share options express the management fees and costs as a percentage of both the gross (g) and net (n) assets. Gross assets include assets acquired from borrowings and net assets exclude assets acquired from borrowings. The net management fees and costs reflects the level of gearing as a percentage at 30 June 2023. Your investment returns will reduce by the net management fees and costs. The net management fees and costs will vary in line with the gearing level of the option. Borrowings include any exposure to borrowings from an option investing directly or indirectly into another managed investment scheme that borrows.
- 3 Buy/sell spreads depend on the specific gearing level of the option.
- 4 These options have not been in existence for 12 months (as at 30 June 2023). For these options, these are estimated figures. For these options with performance fees, we assume no outperformance.
- 5 For these options, we are not remunerated by way of a cash fee. Instead, each month we receive units in the options at no cost in consideration for managing the options.
- 6 These spreads may change without notice to you to reflect changing market conditions. Please refer to the 'Product Update' section of our website at www.cfs.com.au/product-updates for any changes to buy/sell spreads.
- 7 The fees and costs are estimates based on the costs incurred in the previous financial year.

Management fees and costs

Management fees and costs include management fees, investment expenses and custody fees. Management fees and costs are deducted from the performance of the option (ie they are not charged directly to your account). These costs may be incurred directly by the option or within an underlying investment vehicle. They do not include contribution fees, transaction costs, performance fees or additional service fees. The management fees and costs for each option are an estimate based on previous financial year. They are expressed as a percentage of each option's net assets and, together with any applicable buy/sell spreads, are outlined in the table in the 'Additional explanation of fees and costs' section.

Management fees are the fees payable under the Constitution of a managed investment scheme for the management of the option. Management fees are calculated from gross assets of the option. For details of the maximum management fees allowed under the Constitution, see page 18.

Performance fees

Performance fees are payable from some investment options if the investment returns of the option, or a portion of the option's investments, exceed specified targets. The table in the 'Additional explanation of fees and costs' section shows which options are subject to performance fees.

Performance fees are reflected in the daily unit price and are paid monthly at the relevant rate (inclusive of the net effect of GST and any related GST credits).

The fee is calculated as a percentage rate of the relevant investment return outperformance. The outperformance is the percentage return above the relevant benchmark.

Sometimes the calculation of the performance fee will result in a negative dollar amount (negative performance fee). This negative performance fee is offset against any entitlement to future performance fees. We do not have to reimburse the option for negative performance. In extreme circumstances (e.g. if the net outflow from the option is more than 10% in one month), the negative performance fee which is offset may be reduced pro rata with the percentage of net outflow.

However, if there is a change to the option, such as a change of investment manager or investment strategy, the performance fee for the new option may be based on the rates prescribed in the tables above and will not take into account any negative performance fee for the previous option.

It is also possible for the investment manager to exceed the relevant benchmark (and therefore be entitled to a performance fee) even where an option has had negative performance over a period, as that option may have performed better relative to the benchmark.

CFSIL may keep some of the performance fee. For periods of high outperformance, the performance fee may be substantial. We recommend you discuss this with your financial adviser to understand the impact of the performance fee.

Please note: There is no standard that is applied to how performance fees are calculated. You should carefully compare the different performance fee types in the tables below, noting which benchmark they aim to outperform and whether performance fees are calculated before or after management fees are charged.

Performance fees disclosed in this PDS are averaged over the previous five financial years and are estimates only. The actual amounts paid may be greater or less than the amounts disclosed.

Performance fee before management fees

Option	Benchmark	Base management fee (p.a.) ¹	Performance fee rate ²
Ausbil Australian Emerging Leaders ³	Composite benchmark	1.10%	15%

- 1 This fee excludes indirect costs and the amounts included under 'Other operating expenses and abnormal costs'.
- 2 This rate is inclusive of the net effect of GST and any related GST credits.
- 3 The composite benchmark consists of a weighting of 70% to the S&P/ASX Midcap 50 Accumulation Index and 30% to the S&P/ASX Small Ordinaries Accumulation Index.

Performance fee after management fees

Option	Benchmark	Base management fee (p.a.) ⁴	Performance fee rate ⁵
Antares Ex-20 Australian Equities ⁶	S&P/ASX 300 ex S&P/ASX 20 Index	1.05%	15%
Antipodes Global	MSCI All Country World Index	1.45%	15%
Aspect Absolute Return	RBA cash rate	0.80%	10%
Aspect Diversified Futures	RBA cash rate	1.40%	20%
Bennelong ex-20 Australian Equities ⁶	S&P/ASX 300 Accumulation Index (minus S&P/ASX 20 Index)	1.10%	15%
Celeste Australian Small Companies	S&P/ASX Small Ordinaries Accumulation Index	1.00%	20%
Eiger Australian Small Companies	S&P/ASX Small Ordinaries Accumulation Index	1.20%	20%
First Sentier Target Return Income ⁷	RBA cash rate plus 0.5%	0.50%	10%
Hyperion Global Growth Companies	MSCI World Index	0.95%	20%
L1 Capital Catalyst	S&P/ASX 200 Accumulation Index	1.39%	20.5%
Magellan Infrastructure	S&P Global Infrastructure Index (Hedged)	1.30%	10%
OC Premium Small Companies	S&P/ASX Small Ordinaries Accumulation Index	1.35%	20%
Perpetual Share-Plus Long-Short	S&P/ASX 300 Accumulation Index plus 2%	1.15%	13.98%
PM Capital Enhanced Yield	RBA cash rate	0.70%	25%
PM Capital Global Companies ⁸	RBA cash rate plus 4.5%	1.20%	20%
Quay Real Estate – Unhedged	FTSE/EPRA NAREIT Developed Index Net TR AUD	0.97%	15.375%
Sage Capital Equity Plus	S&P/ASX200 Accumulation Index	1.05%	20.5%

- 4 This fee excludes indirect costs and the amounts included under 'Other operating expenses and abnormal costs'.
- 5 This rate is inclusive of the net effect of GST and any related GST credits.
- 6 The performance fee is calculated based on the amount by which the investment return of the option (after management fees) is greater than the return generated by the S&P/ASX 300 Accumulation Index excluding that part of the return that is generated by the constituents that are also members of the S&P/ASX 20 Index.
- 7 The return on the option includes total income, inclusive of overseas withholding tax deducted at source and grossed up by the amounts of Australian franking credits.
- 8 The Constitution for PM Capital Global Companies provides for a performance benchmark of greater than 0%.

Performance fees – alternative investments

The following performance fees are paid on the returns achieved from assets managed under a particular mandate, not the option as a whole; in this case, our alternatives mandate. Alternative investments typically include investments in futures, forwards and options and are not limited to investments in shares, bonds, cash and/or property.

CFS Conservative, CFS Diversified, CFS Moderate, CFS Balanced and CFS Growth may have an exposure to alternative investments by investing in multiple underlying funds that hold these investments. Their respective allocations are shown in the Investment Options Menu.

CFS Alternatives also has exposure to alternative investments by investing in multiple underlying funds that hold these investments that, together, comprise the investment option.

Each of the underlying funds that hold the alternative investments may pay a performance fee of up to 27.50% for performance above a benchmark of either 0%¹ or a benchmark such as the RBA cash rate.

The effect of any performance fee paid is reflected in the return of the allocation that each option makes to alternative investments.

Example – performance fees for multi-manager multi-sector options

Assuming all alternative investment managers achieve 2% performance above their relevant benchmark, CFS Balanced (which has a 7% allocation to alternative investments) would effectively incur 0.039% in performance fees ($2\% \times 7\% \times 27.50\%$), which would reduce the performance of the CFS Balanced option by this amount.

CFS Thrive+ Sustainable Growth, AZ Sesante, Context Capital and Evidentia options

These options each have exposures to multiple underlying funds that, together, comprise the assets of the CFS Thrive+ Sustainable Growth, AZ Sesante, Context Capital and Evidentia options. These underlying funds may pay a performance fee to the underlying investment manager of up to 30% for absolute performance or performance above a benchmark, such as the S&P/ASX 300 Accumulation Index or the RBA cash rate. Such performance fees may be calculated before or after the deduction of management fees depending on the underlying fund. The effect of any performance fees paid by the underlying fund is reflected in the return of the allocation that the options make to each underlying fund, and this will result in a reduction of the investment performance for the options. The allocation to underlying investment funds with or without performance fees may change at any time without notice to investors. Although performance fees may be paid to the underlying investment managers, no performance fees are paid to CFS, AZ Sestante, Context Capital or Evidentia.

Example – performance fees for AZ Sestante Diversified

This example assumes that the AZ Sestante Diversified option includes a 15% allocation to three underlying investment funds that each have a performance fee. Each of the underlying investment funds has a 5% allocation and achieves the following outcomes:

Investment manager 1: 3% return and applies a 20% performance fee on absolute return ($3\% \times 5\% \times 20\%$).

Investment manager 2: 3% return above RBA cash rate and applies a 20% performance fee ($3\% \times 5\% \times 20\%$).

Investment manager 3: 2% return above S&P/ASX 300 Accumulation Index and applies a 30% performance fee ($2\% \times 5\% \times 30\%$).

The overall investment performance of the AZ Sestante Diversified option would effectively be reduced by 0.09% due to performance fees ($3\% \times 5\% \times 20\%$) + ($3\% \times 5\% \times 20\%$) + ($2\% \times 5\% \times 30\%$).

Gross and net fees for geared options

Geared options borrow money to acquire additional assets on behalf of investors. We apply the management fees and costs against the total (gross) assets of the option.

We also disclose what this cost is equivalent to as a percentage of the assets excluding the value of assets acquired with the borrowing. This is the net management fees and costs.

The net management fees and costs will vary in line with changes in the level of borrowing (gearing). The net management fees and costs represents the effective cost to investors.

Example – assume a geared option has gross management fees and costs of 1.00% and current gearing level of 55%.

Calculation	Amount
Total investor assets 45% of total assets	\$50,000,000
Assets from borrowing 55% of total assets	\$62,000,000
Total value of assets	\$112,000,000
Gross management fees and costs $\$112,000,000 \times 1.0\%$	\$1,120,000
Net management fees and costs $\$1,120,000 \div \$50,000,000$	2.24%

1 The performance fee is calculated on the dollar value of positive performance (less carried forward negative performance) generated on the trading accounts only (this may include futures, forwards and/or options). **Please note:** Earnings generated on cash allocations held outside the trading accounts are excluded from attracting a performance fee. Also, the performance fee is calculated before the deduction of the option's management fees.

Increases or alterations to the fees

We may vary the fees set out in the 'Additional explanation of fees and costs' section at any time at our absolute discretion, without your consent, within the limits prescribed in each option's Constitution. If the variation is an increase in a fee or charge, we will give you at least 30 days prior written notice.

For all options with performance fees other than those listed in the table below, a maximum performance fee rate of 25% (inclusive of the net effect of GST and any related GST credits) is provided for under the Constitution or the relevant option.

Option name	Maximum performance fee rate ¹
Acadian Global Equity Long Short ² and Acadian Australian Equity Long Short ²	15.00%
Acadian Defensive Income ² and Magellan Global Share	27.50%

- All maximum performance fees in the table are inclusive of the net effect of GST and any related GST credits.
- Although there is a provision in the constitutions, a performance fee will not be payable for these options.

The maximum management fee per annum (if any) in the Constitution of each option is listed in the table below:

Option name	Maximum management fee (p.a.)
Acadian Geared Australian Equity	2.050%
CFS Geared Share	1.025% ³
First Sentier Australian Bond	1.538%
First Sentier Balanced	1.538%
First Sentier Concentrated Australian Share	1.538%
First Sentier Conservative	1.538%
First Sentier Diversified	1.538%
First Sentier Diversified Fixed Interest	1.538%
First Sentier Global Credit Income	2.050%
First Sentier Global Property Securities	1.538%
First Sentier High Growth	1.538%
First Sentier Imputation	1.538%
First Sentier Property Securities	1.538%
First Sentier Strategic Cash	1.538%
First Sentier Target Return Income	2.050%
Janus Henderson Global Natural Resources	1.538%
Pendal Sustainable Australian Share	2.050%
PM Capital Enhanced Yield	2.050%
Stewart Investors Worldwide Leaders Sustainability	1.538%
T. Rowe Price Australian equity	2.050%
All other options	3.075%

- Maximum fee is charged for this option.

These figures are inclusive of the net effect of GST and any related GST credits.

Please note: The maximums are provided for information and are not the current fees charged (except as otherwise disclosed above). The current fees are shown in the 'Additional explanation of fees and costs' section.

Transaction costs

Transaction costs are the costs of buying and selling assets directly or indirectly held by an option and may include brokerage (and other related Broker costs), buy/sell spread of any underlying funds, settlement costs (including custodian charges on transactions), clearing costs, and stamp duty on an investment transaction.

If the amount payable to acquire an investment exceeds the price for which it would be disposed of at that time, the difference is also a transaction cost.

Transaction costs are shown net of amounts recovered by buy/sell spread charged and is an additional cost where it has not already been recovered by the buy/sell spread charged.

Transaction costs are an additional cost to you, but no part of a transaction cost (including the buy/sell spread) is paid to us or an investment manager. Transaction costs are usually paid for from the assets directly or indirectly held by an option at the time of the transaction.

Buy/sell spreads

For most options, there is a difference between the unit price used to issue and redeem units and the value of the option's assets. This difference is due to what is called the buy/sell spread. When you (or any person you have authorised) invest, switch or withdraw all or part of your investment in these options, we use the buy/sell spread to pay for the transaction costs incurred as a result of the transaction. We use the buy/sell spread to allocate transaction costs to the investor transacting rather than other investors in the option.

An option's buy/sell spread is set to reflect the estimated transaction costs the option will incur as a result of member transactions. The buy/sell spread that applies to each option is shown in the table in the 'Additional explanation of fees and costs' section.

Please note: The buy/sell spreads are not paid to us or the investment manager. They are paid to the option and can be altered at any time and may be altered without prior notice to you.

Buy/sell spreads example: If you make a \$50,000 investment in or withdrawal from the First Sentier Diversified option (which charges a 0.20% buy spread), you will incur a buy/sell spread of \$100.

Other transaction costs

Not all transaction costs are funded from the buy/sell spread. One reason for this is that an investment option may buy or sell assets even though there have been no member transactions. Additional transaction costs may be incurred either in the investment option or in underlying funds, and these will reduce the returns of the investment option.

The 'Gross transaction costs' for each investment option, for the 12 months to 30 June 2023, the 'Costs recovered' and the 'Net transaction costs' which reduce the returns on the investment option are set out in the table in the 'Transaction costs' section.

Transaction costs

Option name	(A) Gross transaction costs (p.a.) ³	(B) Costs recovered (p.a.)	(C) Net transaction costs (p.a.) ³ (C=A-B)
CFS Multi-Manager Multi-Sector (These investment options are located in the 'Investment Options Menu')			
CFS Defensive	0.10%	0.05%	0.05%
CFS Conservative	0.14%	0.03%	0.11%
CFS Diversified	0.14%	0.04%	0.10%
CFS Moderate	0.14%	0.02%	0.12%
CFS Balanced	0.15%	0.03%	0.12%
CFS Growth	0.15%	0.02%	0.13%
CFS High Growth	0.13%	0.02%	0.11%
CFS Geared Growth Plus ²	0.29%	0.11%	0.18%
CFS Multi-Manager Single-Sector (These investment options are located in the 'Investment Options Menu')			
CFS Fixed Interest	0.11%	0.06%	0.05%
CFS Alternatives	0.67%	0.05%	0.62%
CFS Australian Share	0.11%	0.04%	0.07%
CFS Australian Small Companies	0.25%	0.03%	0.22%
CFS Global Share	0.09%	0.04%	0.05%
CFS Global Share – Hedged	0.26%	0.04%	0.22%
CFS Asian Share	0.13%	0.06%	0.07%
CFS Emerging Markets	0.07%	0.03%	0.04%
CFS Property Securities	0.09%	0.03%	0.06%
CFS Global Property Securities	0.15%	0.01%	0.14%
CFS Global Infrastructure Securities	0.19%	0.02%	0.17%
CFS Geared Australian Share ²	0.21%	0.07%	0.14%
CFS Geared Global Share ²	0.39%	0.04%	0.35%
CFS ETF Exposure Series (These investment options are located in the 'Investment Options Menu')			
CFS ETF Exposure Series: US Treasury Bills ¹	0.00%	0.00%	0.00%
CFS ETF Exposure Series: Physical Gold ¹	0.01%	0.01%	0.00%
CFS ETF Exposure Series: All-World ex-US Shares ¹	0.01%	0.01%	0.00%
CFS ETF Exposure Series: US Shares ¹	0.01%	0.01%	0.00%
CFS Sustainability (This investment option is located in the 'Investment Options Menu')			
CFS Thrive+ Sustainable Growth ¹	0.40%	0.24%	0.16%
CFS Enhanced Index Series (These investment options are located in the 'Investment Options Menu')			
CFS Enhanced Index Conservative	0.06%	0.02%	0.04%
CFS Enhanced Index Diversified	0.06%	0.02%	0.04%
CFS Enhanced Index Moderate	0.06%	0.04%	0.02%
CFS Enhanced Index Balanced	0.06%	0.02%	0.04%
CFS Enhanced Index Growth	0.06%	0.03%	0.03%
CFS Enhanced Index High Growth	0.06%	0.03%	0.03%
CFS Index Series (These investment options are located in the 'Investment Options Menu')			
CFS Index Conservative	0.06%	0.03%	0.03%
CFS Index Diversified	0.05%	0.02%	0.03%
CFS Index Moderate	0.06%	0.06%	0.00%
CFS Index Balanced	0.07%	0.07%	0.00%
CFS Index Growth	0.06%	0.06%	0.00%
CFS Index High Growth	0.06%	0.04%	0.02%
CFS Index Australian Bond	0.02%	0.02%	0.00%
CFS Index Global Bond	0.12%	0.08%	0.04%
CFS Index Australian Share	0.01%	0.01%	0.00%
CFS Index Global Share	0.01%	0.01%	0.00%
CFS Index Global Share – Hedged	0.08%	0.02%	0.06%
CFS Index Property Securities	0.01%	0.01%	0.00%
CFS Index Global Property Securities	0.06%	0.02%	0.04%
CFS Index Global Listed Infrastructure Securities	0.05%	0.02%	0.03%

Refer to page 23 for footnotes 1–3.

Option name	(A) Gross transaction costs (p.a.) ³	(B) Costs recovered (p.a.)	(C) Net transaction costs (p.a.) ³ (C=A-B)
CFS Geared Index Australian Share ²	0.04%	0.04%	0.00%
CFS Geared Index Global Share ²	0.09%	0.09%	0.00%
Single-Manager Multi-Sector (These investment options are located in the 'Investment Options Menu').			
Alternative income			
Acadian Defensive Income	0.14%	0.09%	0.05%
First Sentier Target Return Income	0.11%	0.05%	0.06%
Pendal Monthly Income Plus	0.09%	0.04%	0.05%
Conservative			
AZ Sestante Conservative	0.08%	0.04%	0.04%
Context Capital Short Term ¹	0.07%	0.03%	0.04%
First Sentier Conservative	0.09%	0.03%	0.06%
Perpetual Conservative Growth	0.06%	0.05%	0.01%
Moderate			
AZ Sestante Diversified	0.11%	0.05%	0.06%
Context Capital Medium Term ¹	0.08%	0.05%	0.03%
Evidentia Medium Term ¹	0.05%	0.05%	0.00%
First Sentier Balanced	0.12%	0.02%	0.10%
Perpetual Diversified Growth	0.09%	0.07%	0.02%
Growth			
First Sentier Diversified	0.13%	0.02%	0.11%
Pendal Sustainable Balanced	0.08%	0.04%	0.04%
Perpetual Balanced Growth	0.11%	0.05%	0.06%
Diversified real return			
Perpetual Diversified Real Return	0.10%	0.08%	0.02%
Schroder Real Return	0.07%	0.07%	0.00%
High growth			
AZ Sestante Growth	0.16%	0.05%	0.11%
Context Capital Long Term ¹	0.08%	0.04%	0.05%
Evidentia Long Term ¹	0.06%	0.05%	0.01%
First Sentier High Growth	0.08%	0.03%	0.05%
Single-Manager Single-Sector (These investment options are located in the 'Investment Options Menu').			
Cash			
FirstRate Cash	0.00%	0.00%	0.00%
FirstRate Cash Non-Auto-rebalancing	0.00%	0.00%	0.00%
Enhanced cash			
CFS Enhanced Cash ¹	0.00%	0.00%	0.00%
First Sentier Strategic Cash	0.00%	0.00%	0.00%
Short duration fixed interest			
First Sentier Global Credit Income	0.11%	0.11%	0.00%
Franklin Australian Absolute Return Bond	0.06%	0.06%	0.00%
Kapstream Absolute Return Income	0.01%	0.01%	0.00%
Macquarie Income Opportunities	0.15%	0.06%	0.09%
Mutual Income ¹	0.00%	0.00%	0.00%
Perpetual Diversified Income	0.00%	0.00%	0.00%
PM Capital Enhanced Yield	0.01%	0.01%	0.00%
Schroder Absolute Return Income	0.04%	0.04%	0.00%
Yarra Enhanced Income ¹	0.19%	0.16%	0.03%
Diversified fixed interest			
Affirmative Global Impact Bond	0.29%	0.02%	0.27%
Bentham Global Income ¹	0.02%	0.01%	0.01%
Brandywine Global Income Optimiser	0.12%	0.12%	0.00%
Colchester Global Government Bond	0.08%	0.08%	0.00%
First Sentier Diversified Fixed Interest	0.11%	0.05%	0.06%

Refer to page 23 for footnotes 1–3.

Option name	(A) Gross transaction costs (p.a.) ³	(B) Costs recovered (p.a.)	(C) Net transaction costs (p.a.) ³ (C=A-B)
PIMCO Diversified Fixed Interest	0.14%	0.14%	0.00%
PIMCO Global Bond	0.04%	0.02%	0.02%
T. Rowe Price Dynamic Global Bond ¹	0.42%	0.12%	0.30%
UBS Diversified Fixed Income	0.01%	0.01%	0.00%
Australian fixed interest			
First Sentier Australian Bond	0.02%	0.02%	0.00%
Janus Henderson Tactical Income ¹	0.06%	0.01%	0.05%
Pendal Sustainable Australian Fixed Interest	0.01%	0.01%	0.00%
PIMCO Australian Bond	0.01%	0.01%	0.00%
Western Asset Australian Bond ¹	0.03%	0.03%	0.00%
Alternatives			
Aspect Absolute Return	0.56%	0.00%	0.56%
Aspect Diversified Futures	1.56%	0.00%	1.56%
Lower volatility share			
AB Managed Volatility Equities ¹	0.53%	0.03%	0.50%
Acadian Global Managed Volatility Equity	0.06%	0.03%	0.03%
First Sentier Equity Income	0.07%	0.02%	0.05%
Merlon Australian Share Income	0.18%	0.06%	0.12%
State Street Australian Equity	0.03%	0.02%	0.01%
Australian share			
Acadian Australian Equity	0.07%	0.06%	0.01%
Airlie Australian Share ¹	0.12%	0.12%	0.00%
Alphinity Sustainable Share	0.09%	0.05%	0.04%
Antares Ex-20 Australian Equities ¹	0.26%	0.15%	0.11%
Ausbil Active Sustainable Equity	0.05%	0.04%	0.01%
Ausbil Australian Active Equity	0.04%	0.04%	0.00%
Bennelong Ex-20 Australian Equities	0.17%	0.05%	0.12%
DNR Capital Australian Equities High Conviction ¹	0.09%	0.09%	0.00%
DNR Capital Australian Equity Income ¹	0.00%	0.00%	0.00%
Fidelity Australian Equities	0.01%	0.01%	0.00%
First Sentier Concentrated Australian Share	0.05%	0.03%	0.02%
First Sentier Imputation	0.09%	0.04%	0.05%
Investors Mutual Australian Share	0.07%	0.05%	0.02%
Lazard Select Australian Equity	0.11%	0.02%	0.09%
Pendal Australian Share	0.05%	0.02%	0.03%
Pendal Sustainable Australian Share	0.05%	0.03%	0.02%
Perennial Value Australian Share	0.29%	0.04%	0.25%
Perpetual Australian Share	0.15%	0.03%	0.12%
Perpetual Industrial Share	0.17%	0.02%	0.15%
Realindex Australian Share Value	0.01%	0.01%	0.00%
Schroder Australian Equity	0.05%	0.02%	0.03%
Solaris Core Australian Equity	0.13%	0.05%	0.08%
T. Rowe Price Australian Equity	0.13%	0.02%	0.11%
WaveStone Australian Share	0.10%	0.04%	0.06%
Australian share – small companies			
Ausbil Australian Emerging Leaders	0.29%	0.03%	0.26%
Celeste Australian Small Companies	0.19%	0.05%	0.14%
Eiger Australian Small Companies	0.33%	0.27%	0.06%
First Sentier Australian Small Companies	0.08%	0.03%	0.05%
First Sentier Developing Companies	0.15%	0.07%	0.08%
First Sentier Future Leaders	0.32%	0.06%	0.26%
OC Premium Small Companies	0.27%	0.05%	0.22%
Realindex Australian Small Companies Value	0.03%	0.02%	0.01%

Refer to page 23 for footnotes 1–3.

Option name	(A) Gross transaction costs (p.a.) ³	(B) Costs recovered (p.a.)	(C) Net transaction costs (p.a.) ³ (C=A-B)
Global share			
Acadian Sustainable Global Equity	0.07%	0.01%	0.06%
Antipodes Global	0.30%	0.05%	0.25%
Baillie Gifford Sustainable Growth	0.04%	0.03%	0.01%
Baillie Gifford Long Term Global Growth	0.02%	0.01%	0.01%
Barrow Hanley Concentrated Global Share ¹	0.04%	0.04%	0.00%
Barrow Hanley Global Share	0.14%	0.07%	0.07%
Epoch Global Equity Shareholder Yield	0.06%	0.02%	0.04%
GQG Partners Global Equity ¹	0.18%	0.18%	0.00%
GQG Partners Global Equity – Hedged ¹	0.12%	0.12%	0.00%
Hyperion Global Growth Companies	0.03%	0.03%	0.00%
Intermede Global Equities ¹	0.03%	0.03%	0.00%
Ironbark Royal London Concentrated Global Share	0.07%	0.07%	0.00%
Ironbark Royal London Core Global Share ¹	0.07%	0.07%	0.00%
Magellan Global Share	0.02%	0.02%	0.00%
Magellan Global Share – Hedged	0.04%	0.04%	0.00%
MFS Global Equity	0.01%	0.01%	0.00%
Nanuk New World ¹	0.10%	0.10%	0.00%
Pendal Global Select ¹	0.10%	0.01%	0.09%
Realindex Global Share Value	0.03%	0.03%	0.00%
Realindex Global Share Value – Hedged	0.05%	0.04%	0.01%
Stewart Investors Worldwide Leaders Sustainability	0.03%	0.03%	0.00%
Stewart Investors Worldwide Sustainability	0.07%	0.07%	0.00%
Talaria Global Equity	0.31%	0.30%	0.01%
T. Rowe Price Global Equity	0.07%	0.02%	0.05%
T. Rowe Price Global Equity – Hedged	0.17%	0.10%	0.07%
Global share – emerging markets			
Fidelity Asia	0.14%	0.14%	0.00%
Pendal Global Emerging Market Opportunities	0.11%	0.06%	0.05%
Platinum Asia	0.11%	0.06%	0.05%
Realindex Emerging Markets Value	0.14%	0.06%	0.08%
Stewart Investors Global Emerging Markets Leaders Sustainability	0.07%	0.03%	0.04%
Specialist share			
Acadian Australian Equity Long Short	0.12%	0.05%	0.07%
Acadian Global Equity Long Short	0.18%	0.03%	0.15%
Bell Global Emerging Companies	0.36%	0.16%	0.20%
CFS Global Health & Biotechnology	0.03%	0.01%	0.02%
CFS Global Small Companies	0.14%	0.02%	0.12%
CFS Global Technology & Communications	0.18%	0.01%	0.17%
Janus Henderson Global Natural Resources	0.48%	0.03%	0.45%
L1 Capital Catalyst ¹	0.15%	0.15%	0.00%
Perpetual Share-Plus Long-Short ¹	0.45%	0.17%	0.28%
Platinum International	0.12%	0.02%	0.10%
PM Capital Global Companies	0.12%	0.12%	0.00%
Sage Capital Equity Plus ¹	0.76%	0.38%	0.38%
Australian property and infrastructure securities			
First Sentier Property Securities	0.01%	0.01%	0.00%
Ironbark Property Securities	0.07%	0.01%	0.06%
Martin Currie Real Income	0.08%	0.03%	0.05%
Pendal Property Investment	0.09%	0.05%	0.04%

Refer to page 23 for footnotes 1–3.

Option name	(A) Gross transaction costs (p.a.) ³	(B) Costs recovered (p.a.)	(C) Net transaction costs (p.a.) ³ (C=A-B)
Global property and infrastructure securities			
First Sentier Global Listed Infrastructure	0.30%	0.02%	0.28%
First Sentier Global Property Securities	0.33%	0.02%	0.31%
Macquarie Global Listed Real Estate	0.16%	0.04%	0.12%
Magellan Infrastructure	0.07%	0.03%	0.04%
Quay Global Real Estate – Unhedged ¹	0.10%	0.10%	0.00%
Resolution Capital Global Property Securities	0.18%	0.18%	0.00%
Geared²			
Acadian Geared Australian Equity	0.12%	0.05%	0.07%
Acadian Geared Sustainable Global Equity	0.15%	0.05%	0.10%
CFS Geared Share	0.14%	0.12%	0.02%

These figures are inclusive of the net effect of GST and any related GST credits. Please note: Past costs are not a reliable indicator of future costs. Future costs may differ.

1 The figures are estimates as these options have not been in existence for 12 months (as at 30 June 2023).

2 The figures shown above are based on the net assets of each of the geared options. Please note that borrowing costs include costs incurred directly or indirectly in an underlying fund.

3 The costs are estimates based on the costs incurred in the previous financial year.

Other operating expenses and abnormal costs

The Constitution for each managed investment scheme allows for the ongoing operating costs, charges, expenses and properly incurred outgoings (such as registry, trust accounting, investment, audit, regulatory, production of the offer documents and taxation advice) and other administration costs, charges and expenses to be paid directly from the option. Alternatively, the responsible entity is entitled to recover these costs from the option. The Constitution does not place any limit on these costs that can be paid from each option.

Abnormal costs (such as costs of unitholder meetings, recovery and realisation of assets, changes to the Constitution and defending or pursuing legal proceedings) are paid out of the option. These costs are incurred fairly infrequently.

What is paid to your adviser?

The adviser recommending this product may receive from us certain non-monetary benefits allowed under law (soft dollar). Under our obligations pursuant to the *Corporations Act 2001* and the Financial Services Council Code of Practice, we keep a record of soft dollar payments which we are entitled to make to dealer groups or advisers.

Dealer groups and other licensees who have an arrangement with us may receive remuneration from us to the extent that it is permitted under law. This remuneration will be paid out of the fees we derive from you that are indicated in the table in the 'Additional explanation of fees and costs' section in a given year. If these amounts are paid, they are paid by us from our revenue and are not an extra amount paid from the fund, nor are they a further amount you pay. Please see the Financial Services Guide for further information on related party remuneration.

Adviser service fee

You can arrange for the cost of advice services provided by your adviser to be deducted from your account by setting up an adviser service fee (ASF). An ASF can be deducted monthly as an ongoing or fixed term arrangement, or as a one-off arrangement.

Where an ASF is deducted from your account it must be:

- consented to by you in writing and provided to us
- a reasonable amount for the advice and services provided to you.

Your adviser must provide you with a detailed summary of the fees you've agreed to pay.

CFSIL has complete discretion to decline a request to pay adviser service fees, including in order to comply with its obligations under any applicable law.

In the event where the rights of your adviser and/or their licensee have been assigned or novated to another person or entity, the agreed fees and payments of these fees, may transfer to that person or entity.

You can generally choose the investment option from which your ASF is deducted. Where you do not nominate an investment option or the investment option you nominate has insufficient funds to pay the fee, we will generally deduct the fee from the most conservative investment option you hold at the time the fee is deducted. ASFs are typically deducted within the first five business days of the following month.

One-off adviser service fee

A one-off adviser service fee is charged as a set dollar amount. You can choose to have this one-off fee deducted proportionately from all investment options in which you're invested or from one specified investment option. Where the fee is deducted from all your investment options, it will be based on the investment weighting of your account as at the day the fee is deducted.

Ongoing or fixed term adviser service fees

An ongoing or fixed term adviser service fee, which is deducted monthly, can be charged as:

- a percentage of your account value, and/or
- a set dollar amount.

You can't arrange for both an ongoing and a fixed term fee to be deducted at the same time. Where the fee is charged as a percentage of your account balance, the fee deduction will occur at the beginning of each month and will generally be calculated based on the number of days in the previous month that the fee was applied to your account. If you request for a specific dollar amount to be deducted each month, that amount will thereafter be deducted at the beginning of each month until the fee arrangement ends or is terminated. Pro-rata fee calculations are not applied to fixed dollar fee arrangements. No deduction will occur after the arrangement ends or is terminated, except where the arrangement ends on the last day of the month.

In the event where your adviser changes the ongoing or fixed term adviser service fee arrangement from a percentage of your account balance to a fixed dollar amount or vice versa, this will affect the amount of adviser service fee you pay for that month. However the total adviser service fees for the duration of the fixed dollar fee arrangement with your adviser remain the same.

The below table outlines the calculation of adviser service fees in the month where there is a change of adviser service fee arrangement.

Example – Balance of \$50,000 and new ASF request received on 15 June 2023

	ASF changed from fixed dollar amount to percentage of account balance	ASF changed from percentage of account balance to fixed dollar amount
Existing ASF	\$30 per month	1% of the account balance p.a.
New ASF	1% of the account balance p.a.	\$30 per month
Total ASF deducted for the month of June 2023	\$0 for the fixed dollar amount fee for the month of June. Note: no deduction will occur if the arrangement ends or is terminated, except where the arrangement ends on the last day of the month. PLUS \$22.22 for the percentage based fees deducted for the 16 days from 15–30 June 2023. Total: \$22.22	\$20.83 for the percentage based fees deducted for the 15 days from 1–15 June 2023. PLUS \$30 for the fixed dollar amount fee for the month of June. Note: no deduction will occur if the arrangement ends or is terminated, except where the arrangement ends on the last day of the month. Total: \$50.83

Please note: This example is for illustration purposes only and assumes the daily account balance does not change. In practice, the actual percentage based fees are calculated daily and will vary based on the account balance which also fluctuates daily.

An ongoing or fixed term adviser service fee may only be deducted from one specified investment option.

Where you agree to pay an ongoing or fixed term adviser service fee this will continue to be deducted from your account until:

- the term of the arrangement ends and, if an ongoing fee arrangement, you do not renew the arrangement, or
- you or your adviser ask us to stop the fee arrangement.

We recommend speaking to your adviser before making changes to the ASF as this may affect the advice and services they provide to you.

Any ongoing or fixed term adviser service fee will be paid to the current adviser listed on your account. You can change your adviser or renegotiate your adviser service fee with your adviser at any time by providing a new written consent.

Your written consent to deduct the fees from your account

To set-up an adviser service fee on your account, we must be provided with a completed adviser service fee form. This form requires you to consent to the amount of the adviser service fee that is to be deducted from your account and to which adviser the fee is to be paid (through their dealer group).

The form also outlines the frequency, time and amount of any fees, a reasonable estimate of the fees you will pay in the next 12 months if it is not a set dollar fee and, for fixed term and one-off fees, the services to be provided by your adviser. In addition to the form provided to us, details of the adviser service fee must also be disclosed to you by your adviser in a Statement of Advice or other related advice documentation, such as a Record of Advice.

Where you do not consent to an ASF, your adviser can't arrange for it to be deducted from your account. Your consent for an ongoing adviser service fee must be renewed annually through your adviser. The fee arrangement will terminate on the 'end date' you and your adviser provide to us on an adviser service fee form, if you do not provide prior consent to renew the fee.

CFSIL sets guidelines for the amount of adviser service fees deemed reasonable to be released from your account based on your account balance. Where your fees are outside of these set guidelines they may be reduced or removed. We will notify you and your adviser if this occurs. You and your adviser may discuss an alternative means for payment.

You should discuss the services your adviser will provide to you as a result of the fees you pay. If you have any queries in relation to the advice or services received your adviser is best placed to assist you with these.

If you want to know how much you are paying in fees to your adviser, you can visit FirstNet to view your transaction history, alternatively you can contact us or your adviser directly.

Management fees and costs rebates

Management fees and costs rebates are calculated and paid before income tax. You may be assessable for income tax on the rebate amount, so you should ensure that this amount is included in your annual tax return. You should speak to your financial adviser or accountant for more information.

Management fees and costs rebates are calculated monthly using your account balances¹ and the rebate rate that applied on the last day of the month. If you close your account, your redemption will only include a rebate calculated to the end of month prior to the redemption.

Unless you nominate a particular investment option, the management fees and costs rebates will be paid to your investment options as outlined on page A2 in the application forms section.

Portfolio rebate

You may be entitled to a portfolio rebate for part of the management fees and costs on investment options depending on the size of your portfolio invested in eligible FirstChoice products. Eligible FirstChoice products which determine the eligibility and the level of your portfolio rebate are:

- FirstChoice Wholesale Investments²,
- FirstChoice Wholesale Personal Super,
- FirstChoice Wholesale Pension,
- FirstChoice Investments², and
- FirstChoice Employer Super.

Portfolio rebates are calculated monthly using your account balances¹ and the rebate rate that applied on the last day of the month. Portfolio rebates will be credited to your account in the form of additional units six-monthly in September and March while your account remains open. If you close your account, your redemption will only include a rebate up to the most recently completed calculation prior to the final redemption.

Although your investments in FirstChoice Employer Super, the First Sentier Strategic Cash, CFS Enhanced Cash³ and the FirstRate⁴ options in any of the eligible FirstChoice products count towards whether you are eligible for the portfolio rebate, no rebate is payable on amounts invested in those options.

FirstChoice accounts that are individually owned and held under the same Member ID (OIN) are automatically counted towards your portfolio rebate.

You can also nominate investments held in joint names or as trustee for a trust or superannuation fund to be included in your portfolio rebate – however this linking process does not occur automatically for these account types. If you hold more than one Member ID (OIN), or own a non-individual account, please contact us to ensure you are receiving the correct level of rebate. Each account can only be linked to one Member ID (OIN) for portfolio rebate purposes. We do not allow the linking of nominee company accounts.

If you have more than one eligible FirstChoice product, all your investments will be aggregated for the purposes of calculating the portfolio rebate, and the rebate will be paid to each eligible product in proportion to your total portfolio.

1 In calculating your portfolio rebate, your account balance is determined using the gross unit price of each option.

2 Where your FirstChoice Investments and FirstChoice Wholesale Investments accounts receive a rebate under an arrangement outlined under the heading 'Differential fees' on page 26, these accounts will not count towards determining eligibility or the level of your portfolio rebate.

3 CFS Enhanced Cash is not available in FirstChoice Investments and FirstChoice Employer.

4 FirstRate options are only available in FirstChoice Employer Super, FirstChoice Wholesale Investments and FirstChoice Wholesale Super and Pension products.

The following table details the level of portfolio rebate you may be entitled to:

Value of eligible FirstChoice products and investment options	Portfolio rebate (p.a.)
\$0–\$100,000	Nil
next \$400,000	0.05%
next \$500,000	0.10%
over \$1,000,000	0.20%

Please note: First Sentier Strategic Cash, CFS Enhanced Cash, FirstRate options and FirstChoice Employer Super amounts are counted first in each tier amount.

Example calculation: A FirstChoice Wholesale Investments investor has the following investments:

First Sentier Strategic Cash (Cash)	\$200,000
CFS Balanced	\$1,800,000
TOTAL PORTFOLIO	\$2,000,000

Portfolio balance	Rate	Portfolio rebate
First \$100,000 (Cash option counted first)	\$100,000 × 0.00%	\$0
Next \$400,000 (Cash option – \$100,000 remaining × 0.00% plus \$300,000 × 0.05%)	\$300,000 × 0.05%	\$150
Next \$500,000	\$500,000 × 0.10%	\$500
Over \$1,000,000	\$1,000,000 × 0.20%	\$2,000
TOTAL		\$2,650

Please note: This is just an example. In practice, any actual portfolio rebate will depend on the options you are invested in and your investment balance.

We may change the portfolio rebate level or eligibility criteria at any time. If you require any clarification, please refer to cfs.com.au, contact Investor Services on 13 13 36 or speak to your financial adviser.

Colonial First State Investments Limited ABN 98 002 348 352, AFSL 232468 is the issuer of each of the eligible FirstChoice investment products. Avanteos Investments Limited ABN 20 096 259 979 AFSL 245531 is the issuer of each of the eligible FirstChoice super and pension products. You should consider the relevant terms and conditions and PDS for the relevant FirstChoice product (which are available by contacting us on 13 13 36) and consider talking to a financial adviser before making an investment decision in relation to a product.

Tax implications

Please note that this portfolio rebate will have income tax and may have GST implications. Please discuss this with your financial adviser.

Differential fees

We may issue units to certain investors such as sophisticated, professional or wholesale investors with reduced management fees and costs. Such arrangements would be subject to individual negotiation, compliance with legal requirements and any applicable ASIC instruments.

6 How managed investment schemes are taxed

General taxation information has been provided for you in this PDS. However, because the Australian taxation system is complex and different investors have different circumstances, you should consider seeking professional taxation advice before investing in FirstChoice Wholesale investment options.

You may be required to pay tax in relation to your investment in an option (generally income or capital gains tax); however, you may be able to claim some tax credits or receive the benefit of some tax concessions.

Some tax information has been provided for you below. However, although every care is taken, it is never possible to rule out the risk that on a subsequent review, taxation liabilities of each option could be increased or the benefit of concessions reduced.

Because investors can move into and out of an option at different points in time, there is a risk that taxation liabilities in respect of gains that have benefited past investors may have to be met by subsequent investors.

This tax information is current as at 18 November 2023.

The levels and basis of tax may change in the future. We will send you all the information you need each year in order for you to complete your tax return.

Attribution Managed Investment Trusts (AMIT's)

The managed funds which you can invest in through your FirstChoice Wholesale account are generally structured as Managed Investment Trusts (MIT).

Our eligible Managed Investment Trusts (MITs) have elected into a taxation regime called Attribution Managed Investment Trust (AMIT) regime. A MIT that has elected into this regime is also referred to as an AMIT.

Under the AMIT regime, we will attribute income and tax offsets to you on a fair and reasonable basis. You will generally be assessed on this income and may be entitled to claim the tax offsets attributed to you.

The AMIT regime also provides you with the ability to adjust the cost base of your interest in the AMIT upwards or downwards where amounts attributed to you differ to the amounts that you have received as a cash distribution. This attribution information will be provided to you in an annual Tax Return Information Statement. This statement will detail member components of assessable income, capital gains, tax credits and other relevant information you should include in your tax return. If you are an indirect investor, your IDPS operator will provide you with this information.

For more information, refer to 'Modifications to the Constitutions' available at cfs.com.au/personal/products/products-and-update/managed-investment-trust.html

Will you be liable to pay tax on income attributed to you from an option?

You may be liable to pay tax on the income attributed, depending on your total level of taxable income and your income tax rate. This is the case whether the money is actually paid to you or reinvested. Any tax you pay depends on what makes up the attributed income.

An example of some types of attributed income are as follows:

- income (such as dividends and interest)
- net capital gains (from the sale of the fund's investments), and
- tax credits (such as franking credits attached to dividend income and credits for tax paid on foreign income).

Your share of amounts attributed to you will be shown on your annual Tax Return Information Statement.

Will you be liable for tax when you switch or withdraw money from an option?

You may, depending on your total level of taxable income and your income tax rate. Australian residents are generally subject to capital gains tax on gains when they switch or withdraw from an option or transfer units to another person or entity. Depending on the type of taxpayer you are defined as and how long you have held your units, you may be entitled to a capital gains tax concession which can reduce the liability by up to 50% if you are an individual, or 33.33% if the investment is by a complying superannuation entity.

Do you have to quote a Tax File Number (TFN) or an Australian Business Number (ABN)?

Australian residents only

Under law (*Taxation Administration Act 1953*) we can collect your TFN. You are not required by law to quote your TFN. However, without your TFN or appropriate exemption information, we are required to withhold tax at the highest marginal tax rate (plus Medicare and other applicable levies) on attributed income to you and interest payments made to you. We will only use your TFN for lawful purposes (which are subject to legislative changes).

Non-residents

Non-residents may be subject to withholding tax on attributed income. The exact amount cannot be determined in advance because it varies depending upon the type of income. Generally, for the options offered in this document (with the exception of the property securities options), non-residents will not be subject to Australian tax on capital gains arising at redemption. However, non-residents seeking to invest should obtain tax advice on their specific circumstances.

Withholding

We may be required to withhold an amount from any payment to you to meet our obligations under foreign or domestic law, including those imposed pursuant to sections 1471 to 1474 of the United States Internal Revenue Code 1986 (FATCA).

7 How to open an account, cooling-off period and complaints

You should read all parts of the PDS. You can contact Investor Services on 13 13 36 or email us at contactus@cfs.com.au if you would like a paper copy to be sent to you free of charge or for further information regarding FirstChoice Wholesale Investments. You should assess whether the product is appropriate for you and speak to your financial adviser before making a decision to invest in the product.

If you decide to invest in the product, you should always check that you are completing an application form from the most up-to-date version of the PDS.

By completing the application, you agree to the content of the PDS available at the date you first become an investor in FirstChoice Wholesale Investments. Thereafter, we will notify you of changes to the information in the PDS in accordance with our legal obligations.

Complete the forms required in the application forms section

Complete the application form included with or accompanied by the PDS and send it to us. Alternatively, you can complete the application online. Please refer to the application form checklist to help you determine which forms to complete.

Units in FirstChoice Wholesale cannot be issued to you unless you use the application form (and complete all steps detailed in the checklist) attached to or accompanied by either a paper or an electronic copy of the PDS.

If we cannot issue the product immediately, after receiving your application form and application monies (for whatever reason), these monies will be deposited in a trust account. Any interest on these monies may be retained by us.

Is there a cooling-off period?

A 14-day 'cooling-off period' will apply to your initial investment in FirstChoice Wholesale Investments in certain circumstances. If, during the 14-day cooling-off period, you decide that the investment does not meet your needs, then contact your financial adviser and advise us in writing.

The 14 days start when your transaction confirmation is received by you or five days after your units are issued, whichever is earlier.

We will refund your investment, reduced or increased for market movements (and, where relevant, once we have established your identity). We will also deduct any tax or duty incurred and an amount for reasonable transaction and administration costs we incur in relation to your investment in the fund, including determining your application. As a result, the amount returned to you may be less than your original investment.

Please note: The cooling-off period will lapse if you transact on your account within the 14 days. Refer to the Reference Guide – Transacting on your account, available at cfs.com.au/fcwinv.

What to do if you have a complaint

We recognise that even in the best run organisations things can go wrong. If you have a complaint, please tell us so we can try and fix the problem. We aim to resolve complaints promptly and we will do all we can to resolve the situation for you.

In resolving your complaint, we will:

- acknowledge your complaint and make sure we understand the issues
- record your complaint and investigate the matters raised
- do everything we can to fix any problems
- keep you informed of our progress
- give you our name, a reference number and contact details so that you can follow up at any time and
- provide a written resolution letter (for complaints not resolved within 5 business days), which explains our investigation, decision and reasons for our decision.

We will make every effort to resolve your query as quickly as possible, but no later than 30 days.

Occasionally, there may be delays in responding to your complaint, due to the complexity of the resolution or due to circumstances outside of our control. If this occurs we will let you know about the delay, the reason for the delay and your options, including your right to complain to the external dispute body.

To lodge a complaint, you can contact us by:

Phone	13 13 36 Monday to Friday – for our contact centre operating hours, please refer to cfs.com.au/about-us/contact-us/contact-details.html
Email	membercare@cfs.com.au
Website	Submit a feedback form (cfs.com.au/feedback)
Mail	CFS Complaints Resolution GPO Box 3956 Sydney NSW 2001

External dispute resolution

If at any time you are not satisfied with the handling of your complaint or the resolution we have provided, you can lodge a complaint with the Australian Financial Complaints Authority (AFCA). AFCA provides fair and independent financial services complaint resolution that is free to consumers. You can contact AFCA by:

Website: www.afca.org.au

Email: info@afca.org.au

Phone: 1800 931 678 (free call)

Mail: Australian Financial Complaints Authority
GPO Box 3
Melbourne VIC 3001

Time limits may apply to complain to AFCA so you should act promptly or otherwise consult the AFCA website to find out if or when the time limit relevant to your circumstances expires.

Managing conflicts of interest


CBA holds an interest in CFS through its significant minority interest in HoldCo.

All related party transactions are conducted on arm's length terms. Accordingly, CFSIL believes that related parties are receiving reasonable remuneration. Any conflict of interest or potential conflict of interest is managed in accordance with CFS's Conflicts Management Policy. CFSIL is the responsible entity, Operator, administrator and custodian of IDPS products and administrator and custodian of superannuation and pension products, and makes its investment decisions in accordance with its systems and processes separately from other CFS entities and CBA. The available investments may include securities or other financial products issued by other CFS entities or CBA. As a result, their activities may have an effect on the investments. Other CFS entities may have investments in CFS and may derive associated benefits/returns on those investments.

CFSIL makes no representation as to the future performance of any underlying investments held in CFS FirstChoice, including those issued by other CFS entities or CBA. CFSIL, other CFS entities, members of CBA and their directors and employees may hold, buy or sell shares or other financial products included in the options in CFS FirstChoice. They may have business relationships (including joint ventures) with related parties or any of the entities included in CFS FirstChoice. In addition, they may from time to time advise CFSIL in relation to activities unconnected with CFS FirstChoice. Such relationships and advisory roles may include acting as general financial adviser in respect of, without limitation, corporate advice, financing, funds management, property and other services. The directors and employees of CFSIL, other CFS entities and members of CBA may hold directorships in the companies included in CFS FirstChoice. Any confidential information they receive as a result of the business relationships, advisory roles and directorships discussed above will not be made available to CFSIL.

Investments

Application Forms



This page has been left blank intentionally.

Application form checklist

Send your completed application form to:

Colonial First State, Reply Paid 27, Sydney NSW 2001 or via the secure online system (e-Post) with FirstNet Investor and FirstNet Adviser

FirstChoice Wholesale Investments application form (refer to page A3)

To ensure that we are able to process your application quickly and efficiently, please check that you have completed the following steps:

Step 1 – Part A		Your details – Complete sections 1–6
Account details	Nominate to open a new account or link to an existing account.	
Investor details	Provide your full name, date of birth, occupation, industry and Tax File Number (TFN) or exemption (refer to alternative codes in bold below): E Exemption – write the full name of the benefit that you receive (e.g. 'Age Pension'). N Non-resident – write the full name of your country of residence. O Not-for-profit organisations – who are not required to lodge a TFN. D No TFN or do not wish to quote a TFN – refer to the PDS for further information.	
Portfolio rebate (Joint/Trust accounts only)	Complete portfolio rebate account nomination if applicable (refer to the PDS for further details).	
Tax details	Complete this section if you are a resident, or tax resident, of a country other than Australia.	
Contact details	Provide your contact details, including residential address.	
Online services	You are automatically provided with access to online services. Do not cross the box if you want online access.	
Income distribution	Nominate your distribution payment instructions.	
Step 2 – Part B		Your investment – Complete sections 7–8
Payment details	Indicate your method of payment. If investing by direct debit, please complete your bank details.	
Investment allocation	Complete your investment allocation details including: <ul style="list-style-type: none"> the option(s) you wish to invest in the percentage to be attributed to each option for initial investments the percentage to be attributed to each option for your regular investment plan (if applicable). 	
Step 3 – Parts C and D		Other information and declaration – Complete sections 9–12
Auto-rebalancing facility	This facility allows you to rebalance the percentage amounts across each of your investment options, back in line with your preferred investment strategy. Refer to the Reference Guide – Transacting on your account for further details of this facility.	
Adviser service fee	You only need to complete this section if you have agreed with your financial adviser to have an ongoing and/or one-off adviser service fee deducted from your investment.	
Management fees and costs rebate	Select the investment option to which any management fees and costs rebate that may be applicable is to be credited. Refer to the PDS to see if you are eligible and for further details on management fees and costs rebates.	
Declaration and signature	Sign the declaration. If you are signing under an authority provided under a legally binding authority, such as a Power of Attorney or a Guardianship, please comply with the following: <ul style="list-style-type: none"> Attach a certified copy of the document. Each page of the document must be certified by a Justice of the Peace, Notary Public or Solicitor. Should the document NOT contain a sample of the authority holder's signature, please also supply a certified copy of the identification documents for the authority holder, containing a sample of their signature, e.g. Driver's Licence, Passport, etc. The authority holder will also need to complete a 'Power of Attorney (POA) & Guardianship Order' form (to enable us to establish the identity of the authority holder) which can be obtained from our forms library at cfs.com.au or by phoning Investor Services on 13 13 36. 	
Step 4		Identification and verification
For individual/joint accounts (including sole traders)	You or your adviser must also complete the 'Identification and Verification Form' so that we can establish your identity or the identity of other people associated with your account.	
For companies, partnerships, superannuation funds and other entity types	You or your adviser must also complete the appropriate identification form which can be found in our forms library at cfs.com.au , so that we can establish your identity or the identity of other people associated with your account.	
For your agent	If you are appointing an agent, the appointment of agent form (which includes the identification form) must be completed so that we can establish their identity. This form can be found in our forms library at cfs.com.au	
For verifying officers	If you are appointing a verifying officer (for non-individual investors), then the verifying officer form must be completed so that we can establish their identity. This form can be found in our forms library at cfs.com.au	

Additional information on setting up account types

Joint accounts

If this is a joint application and you have not advised us otherwise, either applicant may operate and transact on the account without the authority of the other applicant.

Please note: If there is a dispute relating to your account (for example, inconsistent instructions given by the applicants), we reserve the right not to process the transaction until we receive a court order, which advises us on how to deal with your account.

Accounts on behalf of a minor

We do not accept any investments in the name of a minor (under 18 years of age); however, the investment may be held 'as designation' for the minor. In order to set up an account as designation for a minor, please insert the minor's name in the 'Account designation' field under section 2. It is important that you also complete Investor 1 and/or Investor 2 as owners of the account, and provide the TFN(s) of the investor(s) rather than the minor. If you would like to set up accounts for more than one minor, then you will need to complete a new application form for each minor.


Superannuation fund or trust

Please insert the entity's name under 'Superannuation fund/trust'. We will also require information of the trustees. To supply this trustee information, please complete Investor 1 and/or Investor 2 if trustees are individuals. If the trustee is a company, please complete the 'Company name' field.

Default order for deduction of fees and management fees and costs rebates

Please note: Where amounts are to be deducted from or credited to your investment; for example, adviser service fees or management fees and costs rebates, and no option or an invalid option has been nominated by you, a default order exists. Generally, the default order draws from or credits to your more conservative option, as determined by us. Please call Investor Services on 13 13 36 should you require further information.

FirstChoice Wholesale Investments Application Form



15 June 2024

SAVE FORM

PRINT FORM

Units in FirstChoice Wholesale Investments will only be issued on receipt of this completed application form and any documents required to be attached, issued together with the PDS dated 18 November 2023 and the Supplementary PDSs dated 16 March 2024 and 15 June 2024. You should read all parts of the PDS before applying. Refer to the Application form checklist for instructions on how to complete this form. Please phone Investor Services on 13 13 36 with any enquiries.

Complete this form using BLACK INK and print well within the boxes in CAPITAL LETTERS. Mark appropriate answer boxes with a cross [X]. Start at the left of each answer space and leave a gap between words. Fields marked with an asterisk (*) must be completed for the purposes of anti-money laundering laws.

The Target Market Determinations (TMD) for our financial products can be found at cfs.com.au/tmd and include a description of who the financial product is appropriate for.

PART A – YOUR DETAILS

1 ACCOUNT DETAILS

This is a new account

This is a new account to be linked to my account number

This is an additional investment into my account number

2 INVESTOR DETAILS

	INVESTOR 1 (individual accounts/sole trader/super fund trustee)	INVESTOR 2 (joint accounts/super fund trustee)
Title	Mr <input type="checkbox"/> Mrs <input type="checkbox"/> Miss <input type="checkbox"/> Ms <input type="checkbox"/> Other <input type="text"/>	Mr <input type="checkbox"/> Mrs <input type="checkbox"/> Miss <input type="checkbox"/> Ms <input type="checkbox"/> Other <input type="text"/>
Full given name(s)*	<input type="text"/>	<input type="text"/>
Surname*	<input type="text"/>	<input type="text"/>
Date of birth*	<input type="text"/> (dd/mm/yyyy)	<input type="text"/> (dd/mm/yyyy)
Gender	Male <input type="checkbox"/> Female <input type="checkbox"/>	Male <input type="checkbox"/> Female <input type="checkbox"/>
Occupation* (If retired, state RETIRED)	<input type="text"/> Go to cfs.com.au/occupationandindustry for a list of occupations	<input type="text"/> Go to cfs.com.au/occupationandindustry for a list of occupations
What is your source of funds?*	<input type="text"/>	<input type="text"/>
What is your source of wealth?*	<input type="text"/> Go to cfs.com.au/sourcewealthfunds for a list of options.	<input type="text"/> Go to cfs.com.au/sourcewealthfunds for a list of options.
Your main country of residence, if not Australia*	<input type="text"/>	<input type="text"/>

You are not obliged to disclose your TFN, but there may be tax consequences. Refer to the PDS for information on the implications of not providing your TFN.

TFN or reason for exemption (refer to the Application form checklist) or code

If you have (an) existing FirstChoice investment account(s) with Colonial First State Investments Limited (CFSIL), it is possible that you may have already provided us with your Tax File Number (TFN). We are authorised under the Taxation Administration Act 1953 (Cth) to collect your TFN for this application. We may also use your TFN to administer other investment accounts you hold with us in the future. Where we use your TFN in this way, we will only use it for legal purposes, such as to calculate tax on your benefits or provide information to the Commissioner of Taxation.

Yes, use my existing TFN information for this application

No, do not use my existing TFN information for this application

Are you a tax resident of another country?*

Yes No

If you are a tax resident of another country, please also complete section 3.

30023/0624_OAF

2 INVESTOR DETAILS (CONTINUED)

Full business name of sole trader*

Full address of principal place of business (PO Box is NOT acceptable) (sole traders only)*

Unit number Street number Street name

Suburb State Postcode

Country

ABN (if any) of sole trader*

ACCOUNT DESIGNATION

Only use to indicate a minor's name for an account designation (refer to the application checklist)

PORTFOLIO REBATE – JOINT/TRUST ACCOUNTS ONLY

Please nominate whose portfolio you wish this account to be included in for the purposes of portfolio rebate calculation. If no nomination is made, this account will not be linked. Please refer to the PDS for further details and to see if you are eligible.

Investor 1 portfolio OR Investor 2 portfolio Do not link this account

NON-INDIVIDUAL INVESTORS – COMPANY/PARTNERSHIP/SUPERANNUATION FUND OR OTHER ENTITY

Cross (X) the appropriate box to indicate the type of investor you are:

Self Managed Super Fund Trust Company Partnership Other, please specify _____

Full name of company/partnership/trust/other entity*

Full name of superannuation fund/trust*

Primary business/trust activity* (Go to cfs.com.au/occupationandindustry for a list of industries/business activities)

Are you a charity?*

Yes No

Is your entity's primary business activity investing? Select 'Yes' if:

- of the total income the entity earns, more than 50% of this income is from investment activities; for example, rent, interest or dividends

And/or

- of the assets the entity holds, more than 50% of these assets produce or are held for producing investment income

Yes No

Country established, if not Australia*

ABN/ARB/ARSN

Tax File Number (superannuation fund/trust/company – if applicable)

3 TAX DETAILS

If you answered 'Yes' to 'Are you a tax resident of another country?', complete this section.

If you are a tax resident of a country other than Australia, please provide your Tax Identification Number (TIN) or equivalent below. If you are a tax resident of two or more countries, please list them below.

A TIN is the number assigned by each country for the purposes of administering tax laws. This is the equivalent of a Tax File Number in Australia. If no TIN is provided, please list **one** of the codes specified, A, B or C. For US Citizens, we are not able to process an application without a TIN.

INVESTOR 1

Are you a tax resident of Australia? Yes No

Country

TIN

Code

Country

TIN

Code

Country

TIN

Code

INVESTOR 2

Are you a tax resident of Australia? Yes No

Country

TIN

Code

Country

TIN

Code

Country

TIN

Code

If there are more countries, provide details on a separate sheet and cross this box.

If no TIN is listed, write:

Code A The country of tax residency does not issue TINs to tax residents.

Code B The individual has not been issued with a TIN.

Code C The country of tax residency does not require the TIN to be disclosed.

4 CONTACT DETAILS

INVESTOR 1

Australian or New Zealand residential address (PO Box is NOT acceptable)*

Unit number	<input type="text"/>	Street number	<input type="text"/>	Street name	<input type="text"/>				
Suburb	<input type="text"/>			State	<input type="text"/>	Postcode	<input type="text"/>	Country	<input type="text"/>

Postal address (if different to above)

Unit number	<input type="text"/>	Street number	<input type="text"/>	PO Box	<input type="text"/>	Street name	<input type="text"/>		
Suburb	<input type="text"/>			State	<input type="text"/>	Postcode	<input type="text"/>	Country	<input type="text"/>

Mobile phone number*

Work phone number

Home phone number

Email address for investor 1*

Note: We require your mobile number and email address to help administer your account as outlined below.

We will use your contact details in the following way:

By providing your email address and mobile number you are consenting to receive important information about your account including statements, transaction confirmations, significant event notices, education and market updates via email, your account online, SMS, mobile phone app or other electronic means. You are also consenting to receive marketing communications about our products and services.

Please note, you are able to change your communications preferences at any time via your secure online login or by calling us on 13 13 36. However, you are unable to opt out of receiving communications which we are required to send you by law.

Your contact details will also be used for security validations and to provide secure access to your account. For more information refer to the CFS Privacy Policy, which is available on our website at cfs.com.au/privacy.

INVESTOR 2 – IF APPLICABLE AND DIFFERENT TO ABOVE

Australian or New Zealand residential address (PO Box is NOT acceptable)*

Unit number	<input type="text"/>	Street number	<input type="text"/>	Street name	<input type="text"/>				
Suburb	<input type="text"/>			State	<input type="text"/>	Postcode	<input type="text"/>	Country	<input type="text"/>

Postal address (if different to above)

Unit number	<input type="text"/>	Street number	<input type="text"/>	PO Box	<input type="text"/>	Street name	<input type="text"/>		
Suburb	<input type="text"/>			State	<input type="text"/>	Postcode	<input type="text"/>	Country	<input type="text"/>

Mobile phone number*

Work phone number

Home phone number

Email address for investor 2*

Note: We require your mobile number and email address to help administer your account as outlined below.

We will use your contact details in the following way:

By providing your email address and mobile number you are consenting to receive important information about your account including statements, transaction confirmations, significant event notices, education and market updates via email, your account online, SMS, mobile phone app or other electronic means. You are also consenting to receive marketing communications about our products and services.

Please note, you are able to change your communications preferences at any time via your secure online login or by calling us on 13 13 36. However, you are unable to opt out of receiving communications which we are required to send you by law.

Your contact details will also be used for security validations and to provide secure access to your account. For more information refer to the CFS Privacy Policy, which is available on our website at cfs.com.au/privacy.

4 CONTACT DETAILS (CONTINUED)

NON-INDIVIDUAL INVESTORS – IF APPLICABLE

Registered office address/principal place of business (PO Box is NOT acceptable)

Unit number	<input type="text"/>	Street number	<input type="text"/>	Street name	<input type="text"/>		
Suburb	<input type="text"/>			State	<input type="text"/>	Postcode	<input type="text"/>
Country	<input type="text"/>						

Postal address (if different to above)

Unit number	<input type="text"/>	Street number	<input type="text"/>	PO Box	<input type="text"/>	Street name	<input type="text"/>	
Suburb	<input type="text"/>			State	<input type="text"/>	Postcode	<input type="text"/>	
Country	<input type="text"/>							

Work phone number

Mobile phone number

Email address for non-individual investor

We will use your contact details in the following way:

By providing your email address and mobile number you are consenting to receive important information about your account including statements, transaction confirmations, significant event notices, education and market updates via email, your account online, SMS, mobile phone app or other electronic means. You are also consenting to receive marketing communications about our products and services.

Please note, you are able to change your communications preferences at any time via your secure online login or by calling us on 13 13 36. However, you are unable to opt out of receiving communications which we are required to send you by law.

Your contact details will also be used for security validations and to provide secure access to your account. For more information refer to the CFS Privacy Policy, which is available on our website at cfs.com.au/privacy.

5 ONLINE SERVICES

Please note that you will be automatically granted access to manage your investment over the internet through FirstNet. Online access is provided under the terms and conditions provided in the Reference Guide – Transacting on your account.

Cross (X) this box if you **do not** wish to have online access to your investment.

6 INCOME DISTRIBUTION

A nomination in this section overrides any previous nominations. Distributions will be reinvested unless otherwise stated. Cross (X) one box only.

How would you like your income distributions to be paid?

Reinvested in the option

Credit to my/our bank account

Make sure you also complete your bank account details in **section 7**.

PART B – YOUR INVESTMENT

7 PAYMENT DETAILS

How will this investment be made? NOTE: Cash is not accepted. We can only accept funds in Australian dollars. A minimum total investment of \$1,000 is required to establish an account in FirstChoice Wholesale Investments.

TOTAL amount to be invested \$ including any internal transfers shown below.

WOULD YOU LIKE US TO DIRECT DEBIT THE FUNDS FROM YOUR BANK ACCOUNT?

Direct debit \$

Make sure you also complete your bank account details below so that we can deduct the funds from your nominated account.

Earliest date funds are to be direct debited (dd/mm/yyyy)
(leave blank if we can direct debit when your application is processed)

You can only nominate a bank account that is held in the name(s) on this application. If you wish to nominate a bank account that is held in a different name(s), please complete a separate 'Direct Debit Request form', available from our forms library. By providing your bank account details in this section, you authorise CFSIL to use these details for all future transaction requests that you nominate.

BANK ACCOUNT 1

Provide your account details in this section if you have requested us to debit or credit your bank account.

Name of Australian financial institution

Branch name

Branch number (BSB) Account number
-

Name of account holder

BANK ACCOUNT 2

Only complete your account details in this section if you would like your **regular investment plan** debited from a **different** bank account.

Name of Australian financial institution

Branch name

Branch number (BSB) Account number
-

Name of account holder

OR WOULD YOU LIKE TO TRANSFER THE FUNDS TO COLONIAL FIRST STATE?

Electronic funds transfer (EFT) Go to cfs.com.au/paymentoptions for details on how to make an EFT payment to your account

BPAY Go to cfs.com.au/paymentoptions or www.bpay.com.au for details on how to make a BPAY payment to your account

INTERNAL TRANSFER DETAILS

I would like to transfer funds from my existing CFSIL account number

I would like to transfer the entire balance. I understand that doing this will close my existing account.

OR
 Transfer exactly \$ to open this new account.

OR
 Transfer the balance leaving exactly \$ in my abovementioned existing account.

Leave the remaining funds invested in the following investment allocation:

If no investment allocation is indicated, we will leave the balance in your current weightings.

8 INVESTMENT ALLOCATION

Please specify the percentage you wish to invest in each option. Total must equal 100%. **Regular investment plans cannot be commenced until initial funds are received.**

Cross (X) this box if you would like to increase your regular investment plan amount in line with inflation (CPI) each year (or 3%, whichever is the greater).

Risk measure categories

The table below outlines the different risk measure categories of the investment options. Please refer to the Investment Options Menu for more information on risk measure categories.

Risk band	Risk label	Estimated number of negative annual returns over any 20-year period
1	Very low	Less than 0.5
2	Low	0.5 to less than 1
3	Low to medium	1 to less than 2
4	Medium	2 to less than 3
5	Medium to high	3 to less than 4
6	High	4 to less than 6
7	Very high	6 or greater

Option name	Option code	Minimum suggested timeframe	Risk band	Initial or additional investments	Regular investment plan (per month)	
					\$ <input type="text"/>	(minimum \$100 per month)
CFS MULTI-MANAGER OPTIONS						
CFS Defensive	152	At least 3 years	3	<input type="text"/> %	<input type="text"/> %	
CFS Conservative	151	At least 3 years	4	<input type="text"/> %	<input type="text"/> %	
CFS Diversified	311	At least 5 years	5	<input type="text"/> %	<input type="text"/> %	
CFS Moderate	157	At least 5 years	5	<input type="text"/> %	<input type="text"/> %	
CFS Balanced	251	At least 5 years	6	<input type="text"/> %	<input type="text"/> %	
CFS Growth	155	At least 5 years	6	<input type="text"/> %	<input type="text"/> %	
CFS High Growth	156	At least 7 years	6	<input type="text"/> %	<input type="text"/> %	
CFS Geared Growth Plus	240	At least 7 years	7	<input type="text"/> %	<input type="text"/> %	
CFS Fixed Interest	153	At least 3 years	5	<input type="text"/> %	<input type="text"/> %	
CFS Alternatives ¹	304	At least 5 years	5	<input type="text"/> %	<input type="text"/> %	
CFS Australian Share	150	At least 7 years	7	<input type="text"/> %	<input type="text"/> %	
CFS Australian Small Companies	165	At least 7 years	7	<input type="text"/> %	<input type="text"/> %	
CFS Global Share	154	At least 7 years	7	<input type="text"/> %	<input type="text"/> %	
CFS Global Share – Hedged	066	At least 7 years	7	<input type="text"/> %	<input type="text"/> %	
CFS Asian Share	202	At least 7 years	7	<input type="text"/> %	<input type="text"/> %	
CFS Emerging Markets	233	At least 7 years	7	<input type="text"/> %	<input type="text"/> %	
CFS Property Securities	158	At least 7 years	7	<input type="text"/> %	<input type="text"/> %	
CFS Global Property Securities	074	At least 7 years	7	<input type="text"/> %	<input type="text"/> %	

¹ This option has been identified as a 'complex' option. Accordingly, for this option, we have provided further disclosure and reporting prescribed by ASIC, as outlined in the PDS for the product you wish to invest in or are otherwise considering. This information is provided in the Reference Guide – Complex Funds, available at cfs.com.au/complex or by calling 13 13 36.

8 INVESTMENT ALLOCATION (CONTINUED)

Option name	Option code	Minimum suggested timeframe	Risk band	Initial or additional investments	Regular investment plan
CFS Global Infrastructure Securities	020	At least 7 years	7	<input type="text"/> %	<input type="text"/> %
CFS Geared Australian Share	217	At least 7 years	7	<input type="text"/> %	<input type="text"/> %
CFS Geared Global Share	001	At least 7 years	7	<input type="text"/> %	<input type="text"/> %
CFS ETF Exposure Series					
CFS ETF Exposure Series: US Treasury Bills	623	No minimum	1	<input type="text"/> %	<input type="text"/> %
CFS ETF Exposure Series: Physical Gold	397	At least 7 years	7	<input type="text"/> %	<input type="text"/> %
CFS ETF Exposure Series: All-World ex-US Shares	398	At least 7 years	7	<input type="text"/> %	<input type="text"/> %
CFS ETF Exposure Series: US Shares	396	At least 7 years	7	<input type="text"/> %	<input type="text"/> %
CFS Sustainability					
CFS Thrive+ Sustainable Growth	381	At least 5 years	6	<input type="text"/> %	<input type="text"/> %
CFS Enhanced Index Series					
CFS Enhanced Index Conservative	117	At least 3 years	4	<input type="text"/> %	<input type="text"/> %
CFS Enhanced Index Diversified	118	At least 5 years	5	<input type="text"/> %	<input type="text"/> %
CFS Enhanced Index Moderate	312	At least 5 years	5	<input type="text"/> %	<input type="text"/> %
CFS Enhanced Index Balanced	122	At least 5 years	6	<input type="text"/> %	<input type="text"/> %
CFS Enhanced Index Growth	080	At least 5 years	6	<input type="text"/> %	<input type="text"/> %
CFS Enhanced Index High Growth	123	At least 7 years	6	<input type="text"/> %	<input type="text"/> %
CFS Index Series					
CFS Index Conservative	353	At least 3 years	4	<input type="text"/> %	<input type="text"/> %
CFS Index Diversified	354	At least 5 years	5	<input type="text"/> %	<input type="text"/> %
CFS Index Moderate	356	At least 5 years	5	<input type="text"/> %	<input type="text"/> %
CFS Index Balanced	357	At least 5 years	6	<input type="text"/> %	<input type="text"/> %
CFS Index Growth	355	At least 5 years	6	<input type="text"/> %	<input type="text"/> %
CFS Index High Growth	358	At least 7 years	6	<input type="text"/> %	<input type="text"/> %
CFS Index Australian Bond	183	At least 3 years	4	<input type="text"/> %	<input type="text"/> %
CFS Index Global Bond	344	At least 3 years	5	<input type="text"/> %	<input type="text"/> %
CFS Index Australian Share	184	At least 7 years	7	<input type="text"/> %	<input type="text"/> %
CFS Index Global Share	185	At least 7 years	7	<input type="text"/> %	<input type="text"/> %
CFS Index Global Share – Hedged	071	At least 7 years	7	<input type="text"/> %	<input type="text"/> %
CFS Index Property Securities	186	At least 7 years	7	<input type="text"/> %	<input type="text"/> %
CFS Index Global Property Securities	250	At least 7 years	7	<input type="text"/> %	<input type="text"/> %
CFS Index Global Listed Infrastructure Securities	059	At least 7 years	7	<input type="text"/> %	<input type="text"/> %
CFS Geared Index Australian Share	366	At least 7 years	7	<input type="text"/> %	<input type="text"/> %

8 INVESTMENT ALLOCATION (CONTINUED)

Option name	Option code	Minimum suggested timeframe	Risk band	Initial or additional investments	Regular investment plan
CFS Geared Index Global Share	367	At least 7 years	7	<input type="text"/> %	<input type="text"/> %
OTHER MULTI-SECTOR OPTIONS					
Alternative income					
Acadian Defensive Income	236	At least 3 years	4	<input type="text"/> %	<input type="text"/> %
Pendal Monthly Income Plus	072	At least 5 years	5	<input type="text"/> %	<input type="text"/> %
Conservative					
AZ Sestante Conservative	330	At least 3 years	4	<input type="text"/> %	<input type="text"/> %
Context Capital Short Term	607	At least 3 years	4	<input type="text"/> %	<input type="text"/> %
First Sentier Conservative	042	At least 3 years	4	<input type="text"/> %	<input type="text"/> %
Perpetual Conservative Growth	116	At least 3 years	4	<input type="text"/> %	<input type="text"/> %
Moderate					
AZ Sestante Diversified	331	At least 5 years	5	<input type="text"/> %	<input type="text"/> %
Context Capital Medium Term	608	At least 5 years	5	<input type="text"/> %	<input type="text"/> %
Evidentia Medium Term	610	At least 5 years	5	<input type="text"/> %	<input type="text"/> %
First Sentier Balanced	050	At least 5 years	5	<input type="text"/> %	<input type="text"/> %
Perpetual Diversified Growth	119	At least 5 years	5	<input type="text"/> %	<input type="text"/> %
Growth					
First Sentier Diversified	031	At least 5 years	6	<input type="text"/> %	<input type="text"/> %
Pendal Sustainable Balanced	120	At least 5 years	6	<input type="text"/> %	<input type="text"/> %
Perpetual Balanced Growth	121	At least 5 years	6	<input type="text"/> %	<input type="text"/> %
Diversified real return					
Drummond Dynamic Plus ¹	625	At least 5 years	6	<input type="text"/> %	<input type="text"/> %
Perpetual Diversified Real Return	147	At least 5 years	6	<input type="text"/> %	<input type="text"/> %
Schroder Real Return	303	At least 5 years	6	<input type="text"/> %	<input type="text"/> %
High growth					
AZ Sestante Growth	332	At least 7 years	6	<input type="text"/> %	<input type="text"/> %
Context Capital Long Term	609	At least 7 years	6	<input type="text"/> %	<input type="text"/> %
Evidentia Long Term	611	At least 7 years	6	<input type="text"/> %	<input type="text"/> %
First Sentier High Growth	096	At least 7 years	6	<input type="text"/> %	<input type="text"/> %
SINGLE MANAGER SINGLE-SECTOR					
Cash and deposits					
FirstRate Cash	602	No minimum	1	<input type="text"/> %	<input type="text"/> %
FirstRate Cash Non-Auto-rebalancing	631	No minimum	1	<input type="text"/> %	<input type="text"/> %

¹ This option has been identified as a 'complex' option. Accordingly, for this option, we have provided further disclosure and reporting prescribed by ASIC, as outlined in the PDS for the product you wish to invest in or are otherwise considering. This information is provided in the Reference Guide – Complex Funds, available at cfs.com.au/complex or by calling 13 13 36.

8 INVESTMENT ALLOCATION (CONTINUED)

Option name	Option code	Minimum suggested timeframe	Risk band	Initial or additional investments	Regular investment plan
Enhanced cash					
CFS Enhanced Cash	614	No minimum	1	<input type="text"/> %	<input type="text"/> %
First Sentier Strategic Cash	057	No minimum	1	<input type="text"/> %	<input type="text"/> %
Short duration fixed interest					
Daintree Core Income ²	192	At least 3 years	4	<input type="text"/> %	<input type="text"/> %
Franklin Australian Absolute Return Bond	368	At least 3 years	4	<input type="text"/> %	<input type="text"/> %
Janus Henderson Diversified Credit ²	029	At least 3 years	4	<input type="text"/> %	<input type="text"/> %
Kapstream Absolute Return Income	302	At least 3 years	4	<input type="text"/> %	<input type="text"/> %
Macquarie Income Opportunities	252	At least 3 years	4	<input type="text"/> %	<input type="text"/> %
Mutual Income	612	At least 3 years	4	<input type="text"/> %	<input type="text"/> %
Perpetual Diversified Income	041	At least 3 years	4	<input type="text"/> %	<input type="text"/> %
PM Capital Enhanced Yield ¹	188	At least 3 years	4	<input type="text"/> %	<input type="text"/> %
Schroder Absolute Return Income	178	At least 3 years	4	<input type="text"/> %	<input type="text"/> %
Yarra Enhanced Income	624	At least 3 years	4	<input type="text"/> %	<input type="text"/> %
Diversified fixed interest					
Affirmative Global Impact Bond	337	At least 3 years	5	<input type="text"/> %	<input type="text"/> %
Bentham Global Income	334	At least 3 years	5	<input type="text"/> %	<input type="text"/> %
Brandywine Global Income Optimiser ¹	313	At least 3 years	5	<input type="text"/> %	<input type="text"/> %
Colchester Global Government Bond	362	At least 3 years	5	<input type="text"/> %	<input type="text"/> %
Macquarie Dynamic Bond ²	048	At least 3 years	5	<input type="text"/> %	<input type="text"/> %
PIMCO Diversified Fixed Interest	369	At least 3 years	5	<input type="text"/> %	<input type="text"/> %
PIMCO Global Bond	276	At least 3 years	5	<input type="text"/> %	<input type="text"/> %
T. Rowe Price Dynamic Global Bond	394	At least 3 years	5	<input type="text"/> %	<input type="text"/> %
UBS Diversified Fixed Income	144	At least 3 years	5	<input type="text"/> %	<input type="text"/> %
Australian fixed interest					
Janus Henderson Tactical Income	606	At least 3 years	4	<input type="text"/> %	<input type="text"/> %
Macquarie Australian Fixed Interest ²	037	At least 3 years	4	<input type="text"/> %	<input type="text"/> %
Pendal Sustainable Australian Fixed Interest	129	At least 3 years	4	<input type="text"/> %	<input type="text"/> %
PIMCO Australian Bond	126	At least 3 years	4	<input type="text"/> %	<input type="text"/> %
Western Asset Australian Bond	385	At least 3 years	4	<input type="text"/> %	<input type="text"/> %
Alternatives					
Aspect Absolute Return ¹	333	At least 5 years	5	<input type="text"/> %	<input type="text"/> %

1 This option has been identified as a 'complex' option. Accordingly, for this option, we have provided further disclosure and reporting prescribed by ASIC, as outlined in the PDS for the product you wish to invest in or are otherwise considering. This information is provided in the Reference Guide – Complex Funds, available at cfs.com.au/complex or by calling 13 13 36.

2 This option is undergoing a change in investment manager, please refer to the Supplementary PDS dated 15 June 2024 for further details.

8 INVESTMENT ALLOCATION (CONTINUED)

Option name	Option code	Minimum suggested timeframe	Risk band	Initial or additional investments	Regular investment plan
Aspect Diversified Futures ¹	261	At least 5 years	5	<input type="text"/> %	<input type="text"/> %
Lower volatility share					
AB Managed Volatility Equities	166	At least 7 years	6	<input type="text"/> %	<input type="text"/> %
Acadian Global Managed Volatility Equity	277	At least 7 years	6	<input type="text"/> %	<input type="text"/> %
Merlon Australian Share Income	234	At least 7 years	6	<input type="text"/> %	<input type="text"/> %
State Street Australian Equity	105	At least 7 years	6	<input type="text"/> %	<input type="text"/> %
Australian share					
Acadian Australian Equity	077	At least 7 years	7	<input type="text"/> %	<input type="text"/> %
Airlie Australian Share	108	At least 7 years	7	<input type="text"/> %	<input type="text"/> %
Alphinity Sustainable Share	324	At least 7 years	7	<input type="text"/> %	<input type="text"/> %
Antares Ex-20 Australian Equities	626	At least 7 years	7	<input type="text"/> %	<input type="text"/> %
Ausbil Active Sustainable Equity	103	At least 7 years	7	<input type="text"/> %	<input type="text"/> %
Ausbil Australian Active Equity	106	At least 7 years	7	<input type="text"/> %	<input type="text"/> %
Bennelong Ex-20 Australian Equities	314	At least 7 years	7	<input type="text"/> %	<input type="text"/> %
DNR Capital Australian Equities High Conviction	393	At least 7 years	7	<input type="text"/> %	<input type="text"/> %
DNR Capital Australian Equity Income	160	At least 7 years	7	<input type="text"/> %	<input type="text"/> %
Fidelity Australian Equities	078	At least 7 years	7	<input type="text"/> %	<input type="text"/> %
First Sentier Concentrated Australian Share	033	At least 7 years	7	<input type="text"/> %	<input type="text"/> %
First Sentier Imputation	017	At least 7 years	7	<input type="text"/> %	<input type="text"/> %
Infinity Core Australian Equity	618	At least 7 years	7	<input type="text"/> %	<input type="text"/> %
Investors Mutual Australian Share	167	At least 7 years	7	<input type="text"/> %	<input type="text"/> %
Lazard Select Australian Equity	045	At least 7 years	7	<input type="text"/> %	<input type="text"/> %
Martin Currie Australia Equity Income	232	At least 7 years	7	<input type="text"/> %	<input type="text"/> %
Pendal Australian Share	110	At least 7 years	7	<input type="text"/> %	<input type="text"/> %
Pendal Sustainable Australian Share	032	At least 7 years	7	<input type="text"/> %	<input type="text"/> %
Perennial Value Australian Share	169	At least 7 years	7	<input type="text"/> %	<input type="text"/> %
Perpetual Australian Share	111	At least 7 years	7	<input type="text"/> %	<input type="text"/> %
Perpetual Industrial Share	104	At least 7 years	7	<input type="text"/> %	<input type="text"/> %
Realindex Australian Share Value	241	At least 7 years	7	<input type="text"/> %	<input type="text"/> %
Schroder Australian Equity	109	At least 7 years	7	<input type="text"/> %	<input type="text"/> %
Solaris Core Australian Equity	168	At least 7 years	7	<input type="text"/> %	<input type="text"/> %
WaveStone Australian Share	189	At least 7 years	7	<input type="text"/> %	<input type="text"/> %

8 INVESTMENT ALLOCATION (CONTINUED)

Option name	Option code	Minimum suggested timeframe	Risk band	Initial or additional investments	Regular investment plan
Australian share – small companies					
Ausbil Australian Emerging Leaders	211	At least 7 years	7	<input type="text"/> %	<input type="text"/> %
Celeste Australian Small Companies	070	At least 7 years	7	<input type="text"/> %	<input type="text"/> %
Eiger Australian Small Companies	374	At least 7 years	7	<input type="text"/> %	<input type="text"/> %
First Sentier Australian Small Companies	027	At least 7 years	7	<input type="text"/> %	<input type="text"/> %
Investors Mutual Future Leaders	182	At least 7 years	7	<input type="text"/> %	<input type="text"/> %
Infinity SMID Australian Equity	619	At least 7 years	7	<input type="text"/> %	<input type="text"/> %
Longwave Australian Small Companies ²	181	At least 7 years	7	<input type="text"/> %	<input type="text"/> %
OC Premium Small Companies	318	At least 7 years	7	<input type="text"/> %	<input type="text"/> %
Realindex Australian Small Companies Value	242	At least 7 years	7	<input type="text"/> %	<input type="text"/> %
Global share					
Acadian Sustainable Global Equity	069	At least 7 years	7	<input type="text"/> %	<input type="text"/> %
Antipodes Global ¹	259	At least 7 years	7	<input type="text"/> %	<input type="text"/> %
Baillie Gifford Sustainable Growth	365	At least 7 years	7	<input type="text"/> %	<input type="text"/> %
Baillie Gifford Long Term Global Growth	270	At least 7 years	7	<input type="text"/> %	<input type="text"/> %
Barrow Hanley Concentrated Global Share	139	At least 7 years	7	<input type="text"/> %	<input type="text"/> %
Barrow Hanley Global Share	136	At least 7 years	7	<input type="text"/> %	<input type="text"/> %
Epoch Global Equity Shareholder Yield	238	At least 7 years	7	<input type="text"/> %	<input type="text"/> %
GQG Partners Global Equity	388	At least 7 years	7	<input type="text"/> %	<input type="text"/> %
GQG Partners Global Equity – Hedged	627	At least 7 years	7	<input type="text"/> %	<input type="text"/> %
Hyperion Global Growth Companies	378	At least 7 years	7	<input type="text"/> %	<input type="text"/> %
Intermede Global Equities	390	At least 7 years	7	<input type="text"/> %	<input type="text"/> %
Ironbark Royal London Concentrated Global Share	172	At least 7 years	7	<input type="text"/> %	<input type="text"/> %
Ironbark Royal London Core Global Share	628	At least 7 years	7	<input type="text"/> %	<input type="text"/> %
Magellan Global Share	267	At least 7 years	7	<input type="text"/> %	<input type="text"/> %
Magellan Global Share – Hedged	326	At least 7 years	7	<input type="text"/> %	<input type="text"/> %
MFS Global Equity	137	At least 7 years	7	<input type="text"/> %	<input type="text"/> %
Nanuk New World	384	At least 7 years	7	<input type="text"/> %	<input type="text"/> %
Pendal Global Select	257	At least 7 years	7	<input type="text"/> %	<input type="text"/> %
Realindex Global Share Value	243	At least 7 years	7	<input type="text"/> %	<input type="text"/> %

1 This option has been identified as a 'complex' option. Accordingly, for this option, we have provided further disclosure and reporting prescribed by ASIC, as outlined in the PDS for the product you wish to invest in or are otherwise considering. This information is provided in the Reference Guide – Complex Funds, available at cfs.com.au/complex or by calling 13 13 36.

2 This option is undergoing a change in investment manager, please refer to the Supplementary PDS dated 15 June 2024 for further details.

8 INVESTMENT ALLOCATION (CONTINUED)

Option name	Option code	Minimum suggested timeframe	Risk band	Initial or additional investments	Regular investment plan
Realindex Global Share Value – Hedged	244	At least 7 years	7	<input type="text"/> %	<input type="text"/> %
Stewart Investors Worldwide Leaders Sustainability	052	At least 7 years	7	<input type="text"/> %	<input type="text"/> %
Stewart Investors Worldwide Sustainability	197	At least 7 years	7	<input type="text"/> %	<input type="text"/> %
Talaria Global Equity	376	At least 7 years	7	<input type="text"/> %	<input type="text"/> %
T. Rowe Price Global Equity	138	At least 7 years	7	<input type="text"/> %	<input type="text"/> %
T. Rowe Price Global Equity – Hedged	377	At least 7 years	7	<input type="text"/> %	<input type="text"/> %
Global share – emerging markets					
Fidelity Asia	379	At least 7 years	7	<input type="text"/> %	<input type="text"/> %
Pendal Global Emerging Market Opportunities	336	At least 7 years	7	<input type="text"/> %	<input type="text"/> %
Platinum Asia ¹	258	At least 7 years	7	<input type="text"/> %	<input type="text"/> %
Realindex Emerging Markets Value	263	At least 7 years	7	<input type="text"/> %	<input type="text"/> %
Stewart Investors Global Emerging Markets Leaders Sustainability	260	At least 7 years	7	<input type="text"/> %	<input type="text"/> %
Specialist share					
Acadian Australian Equity Long Short	075	At least 7 years	7	<input type="text"/> %	<input type="text"/> %
Acadian Global Equity Long Short	076	At least 7 years	7	<input type="text"/> %	<input type="text"/> %
Bell Global Emerging Companies	375	At least 7 years	7	<input type="text"/> %	<input type="text"/> %
CFS Global Health & Biotechnology	060	At least 7 years	7	<input type="text"/> %	<input type="text"/> %
CFS Global Small Companies	173	At least 7 years	7	<input type="text"/> %	<input type="text"/> %
CFS Global Technology & Communications	058	At least 7 years	7	<input type="text"/> %	<input type="text"/> %
Janus Henderson Global Natural Resources	049	At least 7 years	7	<input type="text"/> %	<input type="text"/> %
L1 Capital Catalyst	630	At least 7 years	7	<input type="text"/> %	<input type="text"/> %
Perpetual Share-Plus Long-Short ¹	613	At least 7 years	7	<input type="text"/> %	<input type="text"/> %
Platinum International ¹	161	At least 7 years	7	<input type="text"/> %	<input type="text"/> %
PM Capital Global Companies ¹	081	At least 7 years	7	<input type="text"/> %	<input type="text"/> %
Sage Capital Equity Plus ¹	387	At least 7 years	7	<input type="text"/> %	<input type="text"/> %
Australian property and infrastructure securities					
First Sentier Property Securities	018	At least 7 years	7	<input type="text"/> %	<input type="text"/> %
Ironbark Property Securities	159	At least 7 years	7	<input type="text"/> %	<input type="text"/> %
Martin Currie Real Income	235	At least 7 years	7	<input type="text"/> %	<input type="text"/> %
Pendal Property Investment	146	At least 7 years	7	<input type="text"/> %	<input type="text"/> %

¹ This option has been identified as a 'complex' option. Accordingly, for this option, we have provided further disclosure and reporting prescribed by ASIC, as outlined in the PDS for the product you wish to invest in or are otherwise considering. This information is provided in the Reference Guide – Complex Funds, available at cfs.com.au/complex or by calling 13 13 36.

11 MANAGEMENT FEES AND COSTS REBATE

Select **ONE** investment option to which any management fees and costs rebate (portfolio rebate) that may be applicable is to be credited. If no option or more than one option or an invalid option is nominated, we will credit this rebate to the more conservative option, as outlined in the PDS.

Option code

PART D – DECLARATION

12 DECLARATION AND SIGNATURE

Investments in FirstChoice Wholesale Investments are offered by Colonial First State Investments Limited ABN 98 002 348 352 AFSL 232468 (CFSIL).

About your application

You acknowledge that if your application to become a unitholder is accepted, your unitholding will be subject to the terms of the Constitution.

By applying for FirstChoice Wholesale Investments, you:

- confirm that you have received and read the FirstChoice Wholesale Investments Product Disclosure Statement, and agree to all statements in the document and information that is incorporated by reference (together referred to below as 'the PDS').
- confirm that you have accepted this offer in Australia
- confirm that you have received the PDS personally or electronically and it was included with or accompanied by this application form
- declare that answers to all questions, declarations and all information supplied by you or on your behalf in relation to this application are true and correct
- declare that you have legal power to invest
- understand that if this is a joint application, each of you agrees that your investment is as joint tenants, unless otherwise indicated on this application or in the relevant investment option's terms and conditions; this means each of you is able to operate the account and bind the other(s) to any transaction, including investments, switches or withdrawals by any available method
- confirm that if you are investing as trustee on behalf of a superannuation fund or trust, you are acting in accordance with your designated powers and authority under the trust deed; in the case of a superannuation fund, you also confirm that it is a complying fund under the Superannuation Industry (Supervision) Act 1993
- when you give us personal information about another person, you represent that you are authorised to do so and agree to inform that person of the contents of this statement as it relates to them
- agree that future investments will be made in line with the most recent transaction (excluding FirstRate Cash Non-Auto-rebalancing and/or regular investment plans) unless you tell us otherwise
- confirm that by investing (and remaining invested) with CFSIL, you give your consent to the collection, use and disclosure of personal information as set out in the PDS and CFS's Privacy Policy available at cfs.com.au/privacy
- declare that you are not in the United States or a 'US Person' (as defined in Regulation S under the US Securities Act 1933, as amended) in the United States, nor are you acting for the account or benefit of a US Person
- declare that you are not a European Union citizen residing in the European Union
- declare that you are not a Sovereign entity, or part of a Sovereign entity group, or a superannuation fund for foreign residents, as defined in the Income Tax Assessment Act 1997

- agree that you will provide CFSIL with additional information if it is needed for CFSIL to comply with its obligations to foreign or domestic regulators
- understand that investments in FirstChoice Wholesale Investments options are subject to investment and other risks, including possible delays in repayment and the loss of income and principal invested
- understand that the investment performance and the repayment of capital of CFSIL products is not guaranteed
- will promptly advise CFSIL if any information supplied changes
- as an individual, certify that you are the named person or you are authorised to provide information on their behalf
- as an individual, are aware that information provided about you and your accounts may be provided to the relevant tax authorities
- as an entity, are authorised by, and have consent of, the entity and any beneficial owners to provide the information
- as an entity, and any beneficial owners are aware that information about them and the account may be provided to the tax authorities.

About your financial adviser

- You confirm that any adviser fee agreed with your adviser is in accordance with the terms of an arrangement you've entered into.
- You agree that your adviser will receive the payment of any adviser service fees via the sale of units from your investment or via a withdrawal, and you consent to CFSIL deducting and paying the adviser service fee to your adviser through their dealer group (licensee).
- You understand that by nominating an adviser on your account, they will have the ability to update your personal details on your behalf.

Direct Debit Request Authorisation

- You authorise and request Colonial First State Investments Limited (User ID 011802 & 619909) to arrange for funds to be debited from the bank account you nominated in this application form and in accordance with the Bulk Electronic Clearing System (BECS).
- You confirm you have read the 'Direct Debit Request Service Agreement' provided in the PDS and you agree with its terms and conditions.
- You request this arrangement to remain in force in accordance with details set out in section 7, and in compliance with the 'Direct Debit Request Service Agreement'.

Product suitability

- I declare that I understand that this product is subject to investment risk, meaning its value will fluctuate over time.

12 DECLARATION AND SIGNATURE (CONTINUED)

Conditions for authorising an adviser to transact on your behalf

By signing this authority you acknowledge:

- Any adviser you nominate (as your adviser, from time to time) will be authorised under this authority, (even if this adviser transfers to a new dealer group (with the current dealer's release) without notice to you.
- If the dealer group's Australian Financial Services Licence is suspended or cancelled by ASIC, we have the discretion to switch off the adviser authority.
- We can refuse to accept an authority, permit a person to transact or carry out a transaction.
- We will process transactions under this authority until we receive a signed notification, from you, amending or revoking this authority.
- This authority continues until the second business day after we receive written notice from you of cancellation of the authority.
- You agree to release, discharge and indemnify us from and against any liability, cost or loss that is incurred by us or you as a result of our acting on this authority except if we have acted fraudulently or have wilfully defaulted in our obligations to you.

- Use of CFSIL's online facilities is subject to specific terms and conditions (including e-Post declarations and FirstNet Adviser terms and conditions). These are available on each respective internet site. At our complete discretion, we can refuse access or suspend access to CFSIL's online facilities.
- We can cancel or vary these conditions by giving you not less than seven (7) days prior written notice.

Note:

- As the adviser may delegate this authority, you should carefully consider the implications of giving this authority.
- We will not accept or be on notice of any restrictions on their authority and therefore all instructions provided by your adviser and/or their delegate under this authority will be taken to be authorised by you. Depending on your arrangements with your adviser, it is possible your adviser may provide an instruction to us without notice to you.
- Investments and withdrawals can only be made to and from a bank account pre-nominated by you.

PLEASE NOTE THAT BY APPOINTING AN ADVISER TO TRANSACT ON YOUR BEHALF, YOU ARE GIVING THAT ADVISER, AND ANY PERSON ACTING ON BEHALF OF THE ADVISER, AUTHORITY TO TRANSACT AND MODIFY DETAILS ON YOUR ACCOUNT(S), UNTIL WE RECEIVE A VALID WRITTEN NOTIFICATION, SIGNED BY YOU, AMENDING OR REVOKING THIS AUTHORITY.

Joint applicants must both sign.

Sole signatories signing on behalf of a company confirm that they are signing as sole director and sole secretary of the company.

Acknowledgment of the risk and return characteristics for each selected investment option.

Please cross the box below to accept the declaration and proceed with the application.

I understand and accept the stated minimum investment timeframe, and risk characteristics of my selected investment allocations, as displayed in the investment allocation table on this form.

For more information on the risk and return characteristics of each individual investment option, refer to the Investment Options Menu available from cfs.com.au.

Acknowledgment of the risk and return characteristics for each selected investment option.

Please cross the box below to accept the declaration and proceed with the application.

I understand and accept the stated minimum investment timeframe, and risk characteristics of my selected investment allocations, as displayed in the investment allocation table on this form.

For more information on the risk and return characteristics of each individual investment option, refer to the Investment Options Menu available from cfs.com.au.

Original signature of investor 1 or company officer

Print name

Date signed

 (dd/mm/yyyy)

Original signature of investor 2 or company officer

Print name

Date signed

 (dd/mm/yyyy)

If this application is signed under an authority provided under a legally binding authority, such as a Power of Attorney or a Guardianship, the authority holder declares that he/she has not received notice of revocation of that power (a certified copy of the document should be submitted with this application unless we have already sighted it). The authority holder will also need to complete a 'Power of Attorney (POA) & Guardianship Order' form (to enable us to establish the identity of the authority holder) which can be obtained from our forms library at cfs.com.au/forms or by phoning Investor Services on 13 13 36.

Send the completed form to:
Colonial First State, Reply Paid 27, Sydney NSW 2001
or via the secure online system (e-Post) with FirstNet Investor and FirstNet Adviser

PART E – ADVISER DETAILS

ADVISER USE ONLY

Adviser name

Contact phone number

Dealer ID

Adviser ID

Dealer/Adviser stamp (if applicable)

Mandatory: I confirm that I have provided personal financial advice to my client, and that the advice is current in relation to this transaction. **Note:** If you select No, you must take reasonable steps to ensure the customer is in the Target Market. If the attestation is not completed, this may lead to a delay in processing the application.

Yes No

By providing your (adviser) details, you:

- have read and understood the requirements outlined in this application
- agree to be bound by the Licensee Terms, which govern our relationship with you
- certify that you are appropriately authorised to provide financial services in relation to the CFSIL account being established.

ADVISER SERVICE FEE

Where fees are deducted from a member's accounts and are paid to you or your dealer group, you:

- confirm these fees are agreed with the member in accordance with the terms of an arrangement they've entered into
- agree that where services are not provided, CFSIL reserves the right to clawback fees, including an amount for member compensation where applicable
- confirm that the fee arrangements are consistent with the information in any applicable opt-in renewal notice or fee disclosure statement given to the member

and you acknowledge that:

- to your knowledge, no part of the adviser service fee has been calculated on or by reference to any money borrowed after 1 July 2013, used or to be used by the member to invest in this product or any other financial product
- CFSIL has complete discretion to decline a request to pay adviser service fees, including in order to comply with its obligations under any applicable law.

Additional comments/instructions

Adviser service fees

This page has been left blank intentionally.

Identification and Verification Form – individuals and sole traders

Full name of investor

All clients applying for a new FirstChoice Wholesale Investments account **must** complete the identification procedures (for the purposes of Anti-Money Laundering and Counter-Terrorism Financing laws). This form is to assist with those procedures for individuals and sole traders. If you are making an application for a non-individual account (for example, a company or trust), you or your adviser will be required to complete different forms to establish your identity, which can be obtained from our forms library at cfs.com.au or by phoning Investor Services on **13 13 36**.

Financial advisers undertake identification and verification procedures by completing sections 1 to 2 of this form or by using other industry standard forms.

If you do not have a financial adviser, you are required to complete section 1 of this form and provide certified copies of the ID documents (do not send original documents). **Please note:** For joint accounts, a separate form is required for each investor.

The list of the parties who can certify copies of the documents is set out below. To be correctly certified, we need the ID documents to be clearly noted 'True copy of the original document'. The party certifying the ID documents will also need to state what position they hold and sign and date the certified documents. If this certification does not appear, you may be asked to send in new certified documents.

List of persons who can certify documents¹ (for the purposes of Anti-Money Laundering and Counter-Terrorism Financing laws):

- Justice of the Peace
- Solicitor
- Police Officer
- Magistrate
- Notary Public (for the purposes of the Statutory Declaration Regulations 1993)
- Employee of Australia Post (with two or more years of continuous service)
- Your financial adviser (provided they have two or more years of continuous service)
- Your accountant (provided they hold a current membership to a professional accounting body)
- Australian consular officer or an Australian diplomatic officer (within the meaning of the *Consular Fees Act 1955*)
- An officer of a bank, building society, credit union or finance company provided they have two or more years of continuous service.

SECTION 1: VERIFICATION PROCEDURE

Complete Part 1 (or if the individual does not own a document from Part 1, then complete either Part 2 or Part 3).

Part 1 Acceptable primary photographic ID documents

Cross Select ONE valid option from this section only

Australian State/Territory driver's licence containing a photograph of the person

Australian passport (a passport that has expired within the preceding two years is acceptable)

Card issued under a State or Territory for the purpose of proving a person's age containing a photograph of the person

Foreign passport or similar travel document containing a photograph and the signature of the person²

Continued over the page...

¹ There are additional persons who can certify documents. A full list of the persons who can certify documents is available from our forms library at www.cfs.com.au
² Documents that are written in a language that is not English must be accompanied by an English translation prepared by an accredited translator. An accredited translator is any person who is currently accredited by the National Accreditation Authority for Translators and Interpreters Ltd (NAATI) at the level of Professional Translator or above. Please refer to www.naati.com.au for further information.

Part 2 Acceptable secondary ID documents – should only be completed if the individual does not own a document from Part 1

Cross Select ONE valid option from this section

- Australian birth certificate
- Australian citizenship certificate
- Pension card issued by Services Australia

Cross AND ONE valid option from this section

- A document issued by the Commonwealth or a State or Territory within the preceding 12 months that records the provision of financial benefits to the individual and which contains the individual's name and residential address
- A Notice of Assessment issued by the Australian Taxation Office within the preceding 12 months that records a debt payable by the individual to the Commonwealth (or by the Commonwealth to the individual), which contains the individual's name and residential address. *Block out the TFN before scanning, copying or storing this document.*
- A document issued by a local government body or utilities provider within the preceding three months which records the provision of services to that address or to that person (the document must contain the individual's name and residential address)
- If under the age of 18, a notice that was issued to the individual by a school principal within the preceding three months; and contains the name and residential address; and records the period of time that the individual attended that school

Part 3 Acceptable foreign photographic ID documents – should only be completed if the individual does not own a document from Part 1

Cross Select ONE valid option from this section only

- Foreign driver's licence that contains a photograph of the person in whose name it is issued and the individual's date of birth¹
- National ID card issued by a foreign government containing a photograph and a signature of the person in whose name the card was issued¹

FINANCIAL ADVISER USE ONLY

IMPORTANT NOTE:

- Either attach a legible certified copy of the ID documentation used to verify the individual (and any required translation) OR
- Alternatively, if agreed between your licensee and the product issuer, complete the Record of Verification Procedure section below and DO NOT attach copies of the ID documents

SECTION 2: RECORD OF VERIFICATION PROCEDURE

ID document details	Document 1	Document 2 (if required)
Verified from	<input type="checkbox"/> Original <input type="checkbox"/> Certified copy	<input type="checkbox"/> Original <input type="checkbox"/> Certified copy
Document issuer	<input style="width: 100%;" type="text"/>	<input style="width: 100%;" type="text"/>
Issue date	<input style="width: 80%;" type="text"/> (dd/mm/yyyy)	<input style="width: 80%;" type="text"/> (dd/mm/yyyy)
Expiry date	<input style="width: 80%;" type="text"/> (dd/mm/yyyy)	<input style="width: 80%;" type="text"/> (dd/mm/yyyy)
Document number	<input style="width: 100%;" type="text"/>	<input style="width: 100%;" type="text"/>
Accredited English translation	<input type="checkbox"/> N/A <input type="checkbox"/> Sighted	<input type="checkbox"/> N/A <input type="checkbox"/> Sighted


IDENTIFICATION AND VERIFICATION CONDUCTED BY:

By completing and signing this Record of Verification Procedure, I declare that I have verified the identity of the customer as required by AML/CTF Rules, in the capacity of an AFSL holder or their authorised representative.

AFS Licensee name <input style="width: 95%;" type="text"/>	AFSL number <input style="width: 95%;" type="text"/>
<input style="width: 95%;" type="text"/>	
Representative/Employee name <input style="width: 95%;" type="text"/>	Phone number <input style="width: 50%;" type="text"/> <input style="width: 50%;" type="text"/>
<input style="width: 95%;" type="text"/>	
Signature <input style="width: 95%;" type="text"/>	Date verification completed <input style="width: 50%;" type="text"/> (dd/mm/yyyy)

1 Documents that are written in a language that is not English must be accompanied by an English translation prepared by an accredited translator. An accredited translator is any person who is currently accredited by the National Accreditation Authority for Translators and Interpreters Ltd (NAATI) at the level of Professional Translator or above. Please refer to www.naati.com.au for further information.

Direct Debit Request Form



Complete this form using **BLACK INK** and print well within the boxes in **CAPITAL LETTERS**. Mark appropriate answer boxes with a cross . Start at the left of each answer space and leave a gap between words.

Please phone Investor Services on 13 13 36 with any enquiries.

All account holders must complete **sections 1 and 2**. If a third party is authorising the account holder(s) (shown in **section 1**) to debit their bank account, the third party must complete **section 2** and sign below.

1 ACCOUNT HOLDER(S)

Please provide your name(s) and/or account number below:

Account number

INVESTOR 1 (individual accounts)

Title
Mr Mrs Miss Ms Other

Given name(s)

Surname

Contact phone number

INVESTOR 2 (joint accounts)

Title
Mr Mrs Miss Ms Other

Given name(s)

Surname

Contact phone number

COMPANY/PARTNERSHIP (if applicable)

Name of company or partnership

Name of contact person

2 ACCOUNT HOLDER(S) OR THIRD PARTY

I/We authorise and request Colonial First State Investments Limited (User ID 011802 & 619909), until further notice in writing, to arrange for funds to be debited from my/our account at the financial institution identified as described in the schedule below, any amounts which Colonial First State Investments Limited (CFSIL) may debit or charge me/us through the Direct Debit System and in accordance with the Bulk Electronic Clearing System (BECS).

Note: Third party bank accounts cannot be used for transacting online without authorisation and signatures from all account holders.

THE SCHEDULE (ACCOUNT TO BE DEBITED)

Name of Australian financial institution

Branch name or address

Branch number (BSB) - Account number

Name of account holder

Please update the following services with my new bank account details. **Please tick the appropriate box(es):**

Regular Investment Plan Regular Withdrawal Plan Online Services

Note: By providing bank details in this section you authorise CFSIL to retain these details for all future transaction requests that you nominate. Please see the terms and conditions in the current Product Disclosure Statement.

2 ACCOUNT HOLDER(S) OR THIRD PARTY (CONTINUED)

DIRECT DEBIT REQUEST AUTHORISATION

Avanteos Investments Limited ABN 20 096 259 979, AFSL 245531 (AIL) is the trustee of the Colonial First State FirstChoice Superannuation Trust ABN 26 458 298 557 and issuer of the FirstChoice range of super and pension products. Colonial First State Investments Limited ABN 98 002 348 352, AFSL 232468 (CFSIL) is the responsible entity and issuer of the FirstChoice range of investment products. CFSIL administers direct debit arrangements for both AIL and CFSIL.

- I/We have read the 'Direct Debit Request Service Agreement' provided below and agree with its terms and conditions.
- I/We request this arrangement to remain in force in accordance with details set out in the schedule and in compliance with the 'Direct Debit Request Service Agreement'.

Signature of bank account holder or company officer

Print name

Date signed

 (dd/mm/yyyy)

Signature of bank account holder

Print name

Date signed

 (dd/mm/yyyy)

Please mail the ORIGINAL form to: Colonial First State Reply Paid 27, Sydney NSW 2001

Faxed copies cannot be accepted.

Direct Debit Request Service Agreement

This is your Direct Debit Service Agreement with Colonial First State Investments Limited, User ID 011802 & 619909, ABN 98 002 348 352 (the Debit User). It explains what your obligations are when undertaking a Direct Debit arrangement with us. It also details what our obligations are to you as your Direct Debit provider. Please keep this agreement for future reference. It forms part of the terms and conditions of your Direct Debit Request (DDR) and should be read in conjunction with your DDR authorisation.

Our commitment to you

- We will send you regular transaction statements in addition to the initial confirmation of your drawings.
- Where the due date for a drawing falls on a non-business day, we will draw the amount on the next business day. If you are unsure about which day your account has or will be debited you should ask your financial institution.
- We may vary any details of this agreement or a Direct Debit Request at any time by giving you at least fourteen (14) days written notice sent to the preferred email or address you have given us. If you are unhappy with any changes we make, you may cancel your direct debit arrangement without fee or charge by providing us with written notice as outlined under the heading 'Your rights'.
- We may terminate your direct debit arrangement if drawings are returned unpaid, or if debit is unsuccessful three times in any 12-month period.
- We may disclose your direct debit and related account details at the request of your financial institution in connection with a claim made for an alleged incorrect or wrongful debit, or to the extent specifically required by law. Otherwise, we will keep all information provided by you, and details of your nominated account at the financial institution, private and confidential.
- We will investigate and deal promptly with any queries, claims or complaints regarding debits, providing a response within 21 business days.

Your commitment to us

- It is your responsibility to check with your financial institution whether direct debiting is available from your account as direct debiting is not available through BECS on all accounts offered by financial institutions.
- It is your responsibility to ensure that the authorisation on the direct debit request is identical to the account signing instruction held by the financial institution of the nominated account.

- It is your responsibility to ensure at all times that sufficient funds are available in the nominated account to meet a drawing on the due date for payment.
- It is your responsibility to advise us if the account nominated by you to receive the drawings is altered, transferred or closed.
- It is your responsibility to arrange with us a suitable alternative payment method if the drawing arrangements are stopped either by you or by the nominated financial institution.
- It is your responsibility to meet any charges resulting from the use of the direct debit system. This may include fees charged by us as a result of drawings returned unpaid, such fees being equal to actual costs we incur.

Your rights

- You may request to defer or alter the agreed drawing schedule by giving written notice to us or by calling Investor Services on 13 13 36. Such notice should be received by us at least five business days prior to the due date for the next drawing.
- You may cancel the direct debit arrangement at any time by giving written notice to us or by calling Investor Services on 13 13 36. Such notice should be received by us at least five business days prior to the due date for the next drawing. Your nominated financial institution may also accept a request to cancel your direct debit arrangement with us.
- All transaction disputes, queries and claims should be raised directly with us. We will provide a verbal or written response within 21 business days from the date of the notice. If the claim/dispute is successful, we will reimburse you by way of cheque or electronic credit to your nominated account. Alternatively you can contact your financial institution for assistance.

Please phone Investor Services on 13 13 36 with any enquiries or send an email to contactus@cfs.com.au.