


- Investments
- Personal Super
- Pension

Investment Options Menu



# Contents

Constructing your FirstChoice portfolio	1
Reading the investment options	7
Additional investment information	8
FirstChoice range of investment options	10
Additional information on risks	11
A guide to your investment option risk profile	15
CFS Multi-Manager Multi-Sector options	20
CFS Lifestage options	23
CFS Multi-Manager Single-Sector options	30
CFS ETF Exposure Series	35
CFS Sustainability	37
CFS Enhanced Index Series options	38
CFS Index Series options	40
Other Multi-Sector options	45
Single-Manager Single-Sector options	53
Indices	99
Composite benchmarks	101

This document forms part of the Product Disclosure Statement (PDS) for the following products, referred to in this document as 'FirstChoice':

- FirstChoice Wholesale Investments
- FirstChoice Wholesale Personal Super and Pension
- FirstChoice Investments (closed to new accounts).

A reference to an investment option offered through FirstChoice includes a reference to the 'Wholesale' and the 'Retail' offering of that investment option (as relevant to the investment you hold), except where indicated otherwise.

The PDS for each product also includes references to this document and certain other documents, each of which contain statements and information incorporated by reference and which are taken to be included in the PDS. These documents must be read in conjunction with the PDS for the product you wish to apply for or are otherwise considering.

A reference to 'the PDS' in this document is a reference to the Product Disclosure Statement for the relevant product and all of the statements and information incorporated by reference (including this document) as described and listed in the Product Disclosure Statement for the relevant product.

You should also read the PDS and all statements and information incorporated by reference into the PDS before making a decision about the relevant product. If you would like a paper copy to be sent to you, free of charge, contact Colonial First State on 13 13 36 or email us at [contactus@cfs.com.au](mailto:contactus@cfs.com.au)

Investments in FirstChoice Wholesale Investments and FirstChoice Investments are offered by Colonial First State Investments Limited ABN 98 002 348 352 AFSL 232468 ('the responsible entity', 'CFSIL'). Investments in FirstChoice Wholesale Personal Super and Pension are offered by Avanteos Investments Limited ABN 20 096 259 979, AFSL 245531 ('AIL', 'the trustee') from the Colonial First State FirstChoice Superannuation Trust ('FirstChoice Trust') ABN 26 458 298 557, a resident, regulated superannuation fund (within the meaning of the *Superannuation Industry (Supervision) Act 1993*) that is not subject to a direction not to accept contributions. Unless otherwise stated in the PDS, AIL and CFSIL are also referred to in the PDS as 'we', 'our' or 'us'.

CFSIL is the responsible entity for most of the investment options in FirstChoice Wholesale Investments and FirstChoice Investments. Colonial First State (CFS) refers to Superannuation and Investments HoldCo Pty Limited ABN 64 644 660 882 and its subsidiaries which include AIL and CFSIL. Commonwealth Bank of Australia ABN 48 123 123 124 AFSL 234945 (CBA) holds a significant minority interest in AIL and CFSIL. The investment performance and the repayment of capital of AIL and CFSIL products is not guaranteed.

The issue of FirstChoice Wholesale Investments and FirstChoice Investments is authorised solely by CFSIL. The issue of FirstChoice Wholesale Personal Super and Pension is authorised solely by AIL.

Apart from AIL or CFSIL, no other CFS entities are responsible for any statement or information contained within a FirstChoice PDS. Each FirstChoice product is subject to investment risk, including loss of income and capital invested. The investment performance and the repayment of capital of the FirstChoice products is not guaranteed.

The information provided in this document is general information only and does not take account of your objectives, personal financial situation or needs. Because of that, before acting on the information, you should consider its appropriateness having regard to these factors. You should consider obtaining financial advice relevant to your personal circumstances before investing. You should also consider the relevant terms and conditions and PDS (as applicable) for the product you are considering, before making any decision to acquire, or continue to hold, an interest in that product.

The investment managers of the options available for investment through FirstChoice have given, and not withdrawn, their consent to be included in the PDS in the form and context in which they are included. The investment managers are acting as investment managers only for the relevant options. They are not issuing, selling, guaranteeing, underwriting or performing any other function in relation to the options. AIL and CFSIL reserve the right to outsource any or all of its investment management functions, including to related parties, without notice to investors.

FirstChoice and FirstNet are trademarks of Colonial First State Investments Limited.

Information contained in this document that is not materially adverse information is subject to change from time to time and may be updated via our website and can be found at any time by visiting [cfs.com.au/product-updates](https://cfs.com.au/product-updates). A paper or electronic copy of any updated information is available free of charge on request by contacting us on 13 13 36.

The Target Market Determinations (TMD) for our financial products can be found at [www.cfs.com.au/tmd](https://www.cfs.com.au/tmd) and include a description of who the financial product is appropriate for.

# Constructing your FirstChoice portfolio

- 1 Your goals**  
Consider your personal circumstances, define your objectives and set realistic goals.
- 2 Your options**  
Take a closer look at the types of investment options available through FirstChoice.
- 3 Your choice**  
Choose either one or a combination of FirstChoice investment options ...

## a Use our professionally constructed multi-manager portfolios

You can select one or more of our professionally constructed multi-manager portfolios<sup>1</sup>; each combines a number of investment managers into one single portfolio.

Multi-manager portfolios provide a convenient and simple way of diversifying your investment across different investment managers in one single investment option.

## b Tailor your own investment portfolio with our other multi-sector and single-manager options

You can tailor your own investment portfolio by selecting one or more of the wide range of other multi-sector and single manager options that we have selected due to their popularity among investors and their financial advisers.

As your investment needs change over time, the wide investment choice offered through FirstChoice enables you to adjust your portfolio to suit these changing needs.

**See page 4**

### CFS Multi-Manager options

<b>CFS Multi-Sector (pages 20–22)</b>	<b>Eight portfolios that invest in a range of asset classes</b>	
<ul style="list-style-type: none"> <li>• CFS Defensive</li> <li>• CFS Conservative</li> <li>• CFS Diversified<sup>3</sup></li> </ul>	<ul style="list-style-type: none"> <li>• CFS Moderate</li> <li>• CFS Balanced</li> <li>• CFS Growth</li> </ul>	<ul style="list-style-type: none"> <li>• CFS High Growth</li> <li>• CFS Geared Growth Plus</li> </ul>
<b>CFS Lifestage options<sup>2</sup> (pages 23–29)</b>	<b>13 Lifestage portfolios that invest in a range of asset classes</b>	
<ul style="list-style-type: none"> <li>• CFS Lifestage 1945–49</li> <li>• CFS Lifestage 1950–54</li> <li>• CFS Lifestage 1955–59</li> <li>• CFS Lifestage 1960–64</li> <li>• CFS Lifestage 1965–69</li> </ul>	<ul style="list-style-type: none"> <li>• CFS Lifestage 1970–74</li> <li>• CFS Lifestage 1975–79</li> <li>• CFS Lifestage 1980–84</li> <li>• CFS Lifestage 1985–89</li> <li>• CFS Lifestage 1990–94</li> </ul>	<ul style="list-style-type: none"> <li>• CFS Lifestage 1995–99</li> <li>• CFS Lifestage 2000–04</li> <li>• CFS Lifestage 2005–09</li> </ul>
<b>CFS Single-Sector (pages 30–34)</b>	<b>13 portfolios that predominantly invest in one asset class</b>	
<ul style="list-style-type: none"> <li>• CFS Fixed Interest</li> <li>• CFS Alternatives</li> <li>• CFS Australian Share</li> <li>• CFS Australian Small Companies</li> <li>• CFS Global Share</li> </ul>	<ul style="list-style-type: none"> <li>• CFS Global Share – Hedged</li> <li>• CFS Asian Share</li> <li>• CFS Emerging Markets</li> <li>• CFS Property Securities</li> <li>• CFS Global Property Securities</li> </ul>	<ul style="list-style-type: none"> <li>• CFS Global Infrastructure Securities</li> <li>• CFS Geared Australian Share</li> <li>• CFS Geared Global Share</li> </ul>
<b>CFS ETF Exposure Series (pages 35–36)</b>	<b>Four portfolios that provide exposure to an Exchange Traded Product</b>	
<ul style="list-style-type: none"> <li>• US Treasury Bills<sup>3</sup></li> <li>• Physical Gold<sup>3</sup></li> </ul>	<ul style="list-style-type: none"> <li>• All-World ex-US Shares<sup>3</sup></li> <li>• US Shares<sup>3</sup></li> </ul>	
<b>CFS Sustainability (page 37)</b>	<b>A portfolio that invests in a range of asset classes and managers, with a focus on sustainability</b>	
<ul style="list-style-type: none"> <li>• CFS Thrive+ Sustainable Growth<sup>3</sup></li> </ul>		

1 Not all multi-manager options are available to pre-retirement accounts. The multi-manager options that are available are identified in the 'FirstChoice range of investment options' and 'A guide to your investment option risk profile' sections of this document, and listed in the Application form with 'TTR' in the option name.

2 The CFS Lifestage options that are available on FirstChoice Wholesale Personal Super and Pension are identified in the 'FirstChoice range of investment options' and 'A guide to your investment option risk profile' sections of this document, and listed in the FirstChoice Wholesale Personal Super and Pension Application forms. CFS Lifestage is not available on FirstChoice Wholesale Investments.

3 This option is not available in FirstChoice Investments.



## Use our professionally constructed multi-manager portfolios (continued)

### CFS Enhanced Index Series options

#### CFS Multi-Sector (pages 38–39)

- CFS Enhanced Index Conservative
- CFS Enhanced Index Diversified

#### Six enhanced index portfolios that invest in a range of asset classes

- CFS Enhanced Index Moderate<sup>1</sup>
- CFS Enhanced Index Balanced
- CFS Enhanced Index Growth
- CFS Enhanced Index High Growth

### CFS Index Series options

#### Index series (pages 40–44)

- CFS Index Conservative<sup>1</sup>
- CFS Index Diversified<sup>1</sup>
- CFS Index Moderate<sup>1</sup>
- CFS Index Balanced<sup>1</sup>
- CFS Index Growth<sup>1</sup>
- CFS Index High Growth<sup>1</sup>

#### 16 index portfolios that invest in a range of asset classes

- CFS Index Australian Bond<sup>1</sup>
- CFS Index Global Bond<sup>1</sup>
- CFS Index Australian Share
- CFS Index Global Share
- CFS Index Global Share – Hedged
- CFS Index Property Securities
- CFS Index Global Property Securities<sup>1</sup>
- CFS Index Global Listed Infrastructure Securities<sup>1</sup>
- CFS Geared Index Australian Share<sup>1</sup>
- CFS Geared Index Global Share<sup>1</sup>

## Benefits of investing in a multi-manager portfolio

### Ready-made portfolios

We construct the multi-manager portfolios for investors so they can have access to a range of ready-made portfolios of professionally selected investment managers.

### Diversification

As each of the multi-manager portfolios combines a number of professionally selected investment managers in one investment portfolio, they provide you with a convenient way of diversifying across investment managers to manage your investment risk.

## How do we construct the multi-manager portfolios?

We employ a dedicated team of investment professionals to construct the multi-manager portfolios. We also use a specialist investment consulting and research firm to assist us in this process.

The multi-sector multi-manager options will invest in the underlying single sector multi-manager portfolios.

Constructing the multi-manager portfolios is a three-step process:

### Step 1

#### Select specialist investment managers for each asset class

When selecting investment managers for each asset class, we aim to capture the competitive strengths of each investment manager. Key selection criteria such as organisational stability, performance track record and investment process are used in assessing investment managers.

### Step 2

#### Combine the investment managers

We aim to select a combination of investment managers whose investment styles are complementary. In other words, we choose a mix of investment managers that is likely to deliver more consistent returns so that performance is not dependent on a single manager or a single investment style.

### Step 3

#### Monitor ongoing quality

We regularly monitor the multi-manager portfolios and, when needed, make changes to seek improved performance and manage risk.

<sup>1</sup> This option is not available in FirstChoice Investments.



## How CFS Lifestage works

When you're younger, you have more time to ride out the ups and downs of investment markets therefore your money will be invested in mostly growth assets such as shares, property and infrastructure. This can lead to higher volatility of performance year-to-year but also increases the potential to achieve a higher return over the long term.

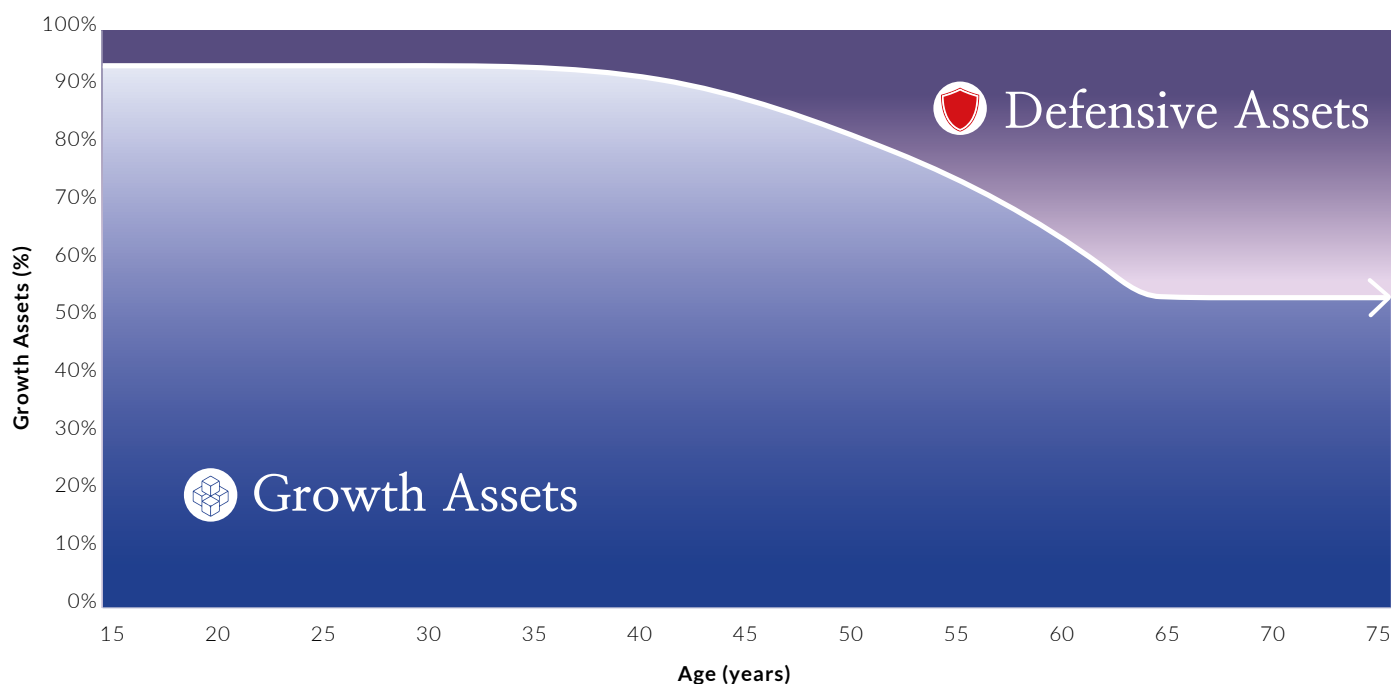
As you approach retirement and have less time to recover from any short-term losses, the investment in growth assets is gradually reduced and the investment in defensive assets, such as cash and fixed interest is increased. This aims to reduce the volatility of performance for older members.

This automatic adjustment of your asset allocation as you get older is called the glidepath, which is shown in the diagram below.

For example, if you were born between 1 January 1965 to 31 December 1969, your asset allocation is made up of approximately 74% growth assets as at 30 June 2024 and will move along the glidepath illustrated below. By 30 June 2029, your asset allocation will be made up of approximately 64% growth assets, and this will continue to gradually reduce to approximately 52% growth assets by 2035.

Further information on the objectives, investment strategy, risk bands and asset allocation for each Lifestage can be found later in this Investment Options Menu.

## CFS Lifestage automatically adjusts the investment mix according to your age



**Please note:** Indicative CFS Lifestage as at 1 July 2024. This diagram is illustrative only.

## **b** Tailor your own investment portfolio with our other multi-sector and single-manager options

You can tailor your own investment portfolio by selecting one or more of the wide range of other multi-sector and single manager options that we have selected due to their popularity among investors and their financial advisers.

As your investment needs change over time, the wide investment choice offered through FirstChoice enables you to adjust your portfolio to suit these changing needs.

### Other Multi-Sector and Single-Manager options

Multi-Sector (pages 45–52)	21 options that invest in a range of asset classes	
<ul style="list-style-type: none"> <li>Alternative income</li> <li>Conservative</li> <li>Moderate</li> </ul>	<ul style="list-style-type: none"> <li>Growth</li> <li>Diversified real return</li> </ul>	<ul style="list-style-type: none"> <li>High growth</li> <li>Lower volatility share</li> </ul>
Single-Sector (pages 53–98)	126 options that predominantly invest in one asset class	
<ul style="list-style-type: none"> <li>Cash and deposits</li> <li>Enhanced cash</li> <li>Short duration fixed interest</li> <li>Diversified fixed interest</li> <li>Australian fixed interest</li> <li>Alternatives</li> </ul>	<ul style="list-style-type: none"> <li>Lower volatility share</li> <li>Australian share</li> <li>Australian share – small companies</li> <li>Global share</li> <li>Global share – emerging markets</li> <li>Specialist share</li> </ul>	<ul style="list-style-type: none"> <li>Australian property and infrastructure securities</li> <li>Global property and infrastructure securities</li> <li>Geared</li> </ul>

### Diversification

An important way to manage your investment risk is to spread your money across different investments. This approach is called diversification.

Through FirstChoice, you can do this in three ways:

#### Within each asset class

Investing in a range of securities within an asset class means that returns will generally be less dependent on the performance of any single security. This may reduce the overall security-specific risk across your portfolio.

#### Across asset classes

Investing in a range of asset classes means that the impact of ups and downs in any single asset class or market can be reduced. That is, you can spread your exposure to different markets.

#### Across investment styles

Different investment managers adopt different styles like 'value' or 'growth', and these styles can perform differently at different times. Investing in a portfolio with a mix of investment managers can help investors smooth out any performance variations more effectively. That is, investment manager risk may be reduced.

Your financial adviser can help you understand investment risk, and design an investment strategy for you.

### Trustee diversification guidelines

For Personal Super and Pension investors, the trustee suggests that no more of your portfolio is invested in each investment category than the percentages outlined below:

Investment category	Maximum suggested portfolio allocation
Diversified real return	70%
Alternatives (including multi-manager)	20%
Australian share – small companies (including multi-manager)	30%
Global share – emerging markets (including multi-manager)	30%
Specialist share	30%
Australian property and infrastructure securities (including multi-manager)	50%
Global property and infrastructure securities (including multi-manager)	50%
Geared – Australian and global share (including multi-manager)	30%

**Note:** The suggested diversification guidelines are suggestions only and have been prepared without taking account of your objectives, financial situation or needs. Because of that, before making an investment decision, you should consider the appropriateness of the guidelines based on those factors, read the PDS (which is available by calling us on 13 13 36) carefully and consider talking to a financial adviser who can assist you in determining the appropriate allocations for your investment.

Investing all, or a large proportion, of your account balance in a single sector or investment option could reduce the level of diversification within your portfolio and, as a result, increase the risk of losses in the value of your account and/or reduce your retirement income. You should regularly review your portfolio to ensure that the investment options selected and the allocations to these options remain appropriate to your objectives and circumstances. This can be an important consideration where your allocation is to options that are within the higher risk categories. Please speak to your financial adviser for further information.

## How is FirstChoice structured?

### FirstChoice Wholesale Investments and FirstChoice Investments

When you invest in FirstChoice Wholesale Investments or FirstChoice Investments, your money is combined with other investors' money in a managed investment scheme. Each FirstChoice Wholesale investment option is a separate managed investment scheme.

#### Inter-funding

We may invest directly or indirectly in other managed investment schemes managed by us to gain exposure and administrative efficiencies.

### FirstChoice Wholesale Personal Super and FirstChoice Wholesale Pension

When you invest in FirstChoice Wholesale Personal Super or FirstChoice Wholesale Pension, your money is combined with other investors' money in FirstChoice. Each FirstChoice Wholesale investment option is a separate option within this superannuation fund.

Each option in FirstChoice Wholesale invests in an underlying 'pool' which is managed according to the investment option's objectives. In most cases, CFSIL is the responsible entity for the underlying pools, which are managed by each investment manager through a mandate arrangement in FirstChoice Wholesale Personal Super and FirstChoice Wholesale Pension. FirstRate Saver, FirstRate Saver Non-Auto-rebalancing, FirstRate Cash, FirstRate Cash Non-Auto-rebalancing and FirstRate Term Deposits are deposited with Commonwealth Bank of Australia.

#### What is a mandate?

A mandate is an agreement with an investment manager that sets out how the money is to be invested. The mandate may specify an appropriate benchmark, acceptable investments and investment ranges. A mandate structure means that the investments are managed separately on our behalf, and are not pooled with the external investment manager's other investors or invested in one of the investment manager's wholesale investment schemes. Therefore, the performance of a mandate may differ from the underlying investment manager's wholesale investment scheme. However, using mandates gives us greater flexibility, including the ability to issue timely unit prices and to better control administration and reporting.

### CFS Sustainability

For over 30 years, we've been helping Australians work towards a better financial future. As one of Australia's largest retail superannuation and investments businesses, we can positively contribute to doing good for people and the planet, including addressing climate change and protecting the world's resources. Over the past 15 years we have partnered with some of the world's leading investment managers, including Generation Investment Management, Affirmative Investment Management and Baillie Gifford, to offer our clients the opportunity to invest in a manner that aligns to their personal values.

In 2016 we set out our commitment to responsible investing and became a signatory to the United Nations, Principles for Responsible Investment (PRI) in 2017. As a signatory to the PRI, we incorporate environmental, social and governance considerations into investment practices. This includes

our commitment in 2018 to divest from tobacco producers and manufacturers of controversial weapons. In 2021, we committed to align to the goals of the Paris Agreement of net zero emissions by 2050 and to a 30% reduction in Greenhouse Gas emissions by 2030, from 2019 levels for all CFS investment portfolios. As a step towards this goal in 2021, we became a signatory to the Climate Action 100+, an investor led initiative to ensure the world's largest corporate greenhouse gas emitters take the necessary action on climate change.

We are also committed to social issues, signing the Investors Against Slavery and Trafficking Statement and since 2020 have taken action to address modern slavery risks in our business and supply chains. More recently in 2022, we became a signatory to the 40:40 Vision to support gender balance in executive teams.

We will continue our focus and commitment towards providing investors with the means for sustainable, long term wealth creation.

### CFS Thrive+ investment philosophy and process

The CFS Thrive+ Sustainable Growth is our first multi-manager option with a sustainability focus. It seeks to deliver competitive market returns and promote better outcomes for our clients and society.

The Thrive+ Sustainable Investment Charter (the Charter) is the framework that guides the sustainable investment criteria for seeking out investments to support and those to avoid. The Charter applies across all asset classes.

#### Active company engagement and voting

We choose to work with managers who actively engage and advocate the companies we invest in to implement better environmental and social practices. This enables us to use investment capital and active ownership to encourage change across the globe on behalf of our investors.

#### Areas of focus and exclusions aligned to personal values

As defined in the Charter, a level of screening will apply to fossil fuel activity, weapons and firearms, gambling, pornography, alcohol, tobacco and predatory lending and a focus on issues such as, but not limited to, climate change, healthcare, resource efficiency, sustainable communities and diversity and inclusion. Please refer to the Charter for the current sustainable investment criteria – exclusions, gross revenue thresholds and themes CFS Thrive+ supports. The sustainable investment criteria may change over time as the world and our understanding of it changes.

All reasonable care will be taken to implement the exclusionary screens. Exclusions form part of the investment management agreements with our appointed managers. From time to time, due to timing differences between activities of a company (for example where there has been an acquisition or divestment), the reporting of a company's activities or an error by an external service provider, some companies may temporarily fall outside this screen. If we discover an investment no longer meets our criteria, we will endeavour to divest the holding as soon as practicable.

## How do we ensure the ongoing quality of FirstChoice?

### Multi-Manager portfolios

We regularly monitor the **multi-manager, Sustainability, Enhanced Index Series, Index Series, Lifestage** and **ETF Exposure Series** portfolios.

To ensure the ongoing quality of these portfolios, we are able to make changes including:

- changing the investment objective and/or investment strategy
- changing, removing or adding an investment manager
- changing the percentage allocation to an investment manager
- changing the number of investment managers
- changing the allocation or the number of asset classes within the portfolio.

The actual allocation may vary from the target allocation, generally as a result of market and cash movements; the actual allocation is regularly rebalanced to the target allocation.

### CFS Lifestage options

We manage and regularly monitor the CFS Lifestage options.

To ensure the ongoing quality of these options, we are able to make changes including:

- actively managing the asset allocation, and this may result in the asset allocation of an individual CFS Lifestage option differing from the information provided on pages 23 to 29

- changing the investment objective and/or investment strategy
- changing, removing or adding an investment manager
- changing the percentage allocation to an investment manager
- changing the number of investment managers
- changing the allocation or the number of asset classes within the portfolio.

### Single-Manager options

The **single manager** options allow you the choice and flexibility to tailor your own portfolio.

To ensure that we continue to offer a suitable range of **single manager** options, we are able to change the investment options, including the investment objectives and strategies, at any time.

This includes the ability to:

- add, suspend, restrict, close or terminate an investment option
- change an investment manager for an investment option.

We will notify existing investors in affected portfolios of any material changes as soon as practicable. Any change would be considered in light of the potential negative or positive impact on investors.

Updated information on the **multi-manager, Sustainability, Enhanced Index Series, Index Series, Lifestage, ETF Exposure Series** or **single manager** options that is not materially adverse can be obtained by calling Investor Services on 13 13 36 or by visiting the option profile on [cfs.com.au/funds-and-performance](https://cfs.com.au/funds-and-performance). A paper or electronic copy of the most recent details of the **multi-manager, Sustainability, Enhanced Index Series, Index Series, Lifestage, ETF Exposure Series** or **single manager** options will be provided free of charge on request.

# Reading the investment options

The example below describes how to understand the options for multi-manager, Enhanced Index Series, Index Series and single manager investments.

**Objective**  
The option's overall objective and the term in which the investment manager aims to achieve it.

**Investment option name**  
Name of the investment.

**Strategy**  
Describes the overall strategy of the investment option and how money within the option is invested.

**Investment category**  
The investment category is designed to be a guide to the typical range of assets in which the option generally invests. There are no mandatory or standard industry investment categories, so investors should always read the full details about an option. For more information on the different types of investment categories refer to the table on page 13.

**Allocation**  
The asset allocation refers to the proportion of an investment option that is invested in each asset class such as shares, property securities, fixed interest and cash. The asset allocation will vary at different points in time. The benchmark allocation (also known as strategic asset allocation) reflects the proportion of each asset class that an investment manager aims to hold within the option. The range reflects the minimum and maximum amount that may be held in each asset class at any point in time. **Note:** Some options do not use a benchmark.

**Underlying investment managers**  
For some options, this shows the professionally selected investment managers which have been appointed to manage the money in the investment option.

**Standard Risk Measure**  
We have adopted the Standard Risk Measure (SRM), which is based on industry guidance, to allow investors to compare investment options that are expected to deliver a similar number of negative annual returns over any 20-year period. The SRM for each option is also a measure of the risk objective of the option. It is a measure of the expected variability of the return of the option.  
The SRM is not a complete assessment of all forms of investment risk; for instance, it does not detail what the size of a negative return could be or the potential for a positive return to be less than an investor may require to meet their objectives. Further, it does not take into account the impact of administration fees and tax on the likelihood of a negative return.  
Investors should still ensure that they are comfortable with the risks and potential losses associated with their chosen investment option(s). The SRM should not be considered personal advice. Investors should regularly review their investment decision with their financial adviser.  
More detail on risks which may affect your investment is included in the 'Risks' section in the PDS and the table in 'A guide to your investment option risk profile' on pages 15 to 19.

**Minimum suggested timeframe**  
Investment professionals will have differing views about the minimum investment period you should hold various investments, and your own personal circumstances will also affect your decision. Under each investment objective, we have suggested minimum investment timeframes; however, you should regularly review your investment decision with your financial adviser because your investment needs or market conditions may change over time. The minimum suggested investment timeframes should not be considered personal advice.

**Underlying investment managers**  
For some options, this shows the professionally selected investment managers which have been appointed to manage the money in the investment option.

**Objective**  
To provide medium-to-long-term capital growth, together with some income, by investing in cash, fixed interest, property securities and shares. The option aims to outperform the composite benchmark over rolling three-year periods.

**Strategy**  
The option's broad asset allocation is to be 70% invested in growth assets (shares and property securities) and 30% in defensive assets (fixed interest and cash). Allocations are reviewed regularly although a reallocation is only considered in response to a fundamental change in long-term expectations or market demand. We seek to add value through a disciplined approach to the selection of the investments held by the option. For risk management purposes, the option may hedge some of its currency exposure.

**Allocation**

**Benchmark (Range)**

30%	(25-35%)	Australian shares
20%	(15-25%)	Global shares
10%	(5-15%)	Real return
5%	(0-10%)	Property securities
5%	(0-10%)	Global infrastructure securities
30%	(20-40%)	Fixed interest and cash

**Underlying investment managers**  
(15 June 2024)

First Sentier Investors, ACADIAN, Schroders

**Underlying investment managers**  
For some options, this shows the professionally selected investment managers which have been appointed to manage the money in the investment option.

**Minimum suggested timeframe**  
At least 5 years

**Risk**

**Underlying investment managers**  
For some options, this shows the professionally selected investment managers which have been appointed to manage the money in the investment option.

# Additional investment information

## Important information about the investment options

Each FirstChoice manager will have slightly different views regarding the classification of securities into asset classes.

A reference to Australian shares or companies for an option may include, for example, units in trusts listed on the Australian Securities Exchange (ASX) and/or investments in companies listed on an overseas stock exchange if they are also listed on the ASX.

Within their allocations to listed securities, some of the options may purchase unlisted securities on the basis that the securities will list in the future. There exists a risk that the securities may not list.

More detailed information on each investment option is available by visiting [cfs.com.au](https://cfs.com.au) and selecting 'Find a Fund' or by calling your financial adviser.

## Do the options borrow?

Except for the geared options, most options do not borrow except for short-term arrangements for settlement purposes or if an emergency or extraordinary situation arises. Borrowing can only occur in line with an option's investment strategy. If an option borrows, this is detailed in the strategy of the option.

## Do the options engage in securities lending?

The options may lend out or transfer their securities under securities lending transactions. If investment options engage in securities lending, there is a risk that the borrower may become insolvent or otherwise become unable to meet, or refuse to honour, its obligations to return the loaned assets. In this event, the option could experience delays in recovering assets and/or accessing collateral which may incur a capital loss. Where an option invests any collateral it receives as part of the securities lending program, such investments are also subject to the general investment risks, and in some cases credit risk.

In addition, some options may borrow securities under securities lending arrangements as part of their investment or borrowing strategies. Those options that are involved in these strategies are also exposed to short selling risk. Where an option has been identified as having short selling risk, it will also be exposed to securities lending risk.

## What investments can the options hold?

The constitutions/trust deeds of FirstChoice products allow us a great deal of discretion about what investments are held in the options. The investments intended to be held are outlined in the strategy of the option. If we decide to change, we will advise you as soon as practical. In certain instances, and in limited circumstances, corporate actions may lead to investments in the option that do not strictly fall within the stated option strategy.

We may need to comply with substantial holding or other restrictions on individual securities from time to time, for example, if holdings within an individual security exceed a certain percentage. The restriction will be lifted if and when capacity becomes available.

## Can we outsource the investment management of the options?

CFSIL is the responsible entity for each of the underlying pools in FirstChoice. We may outsource or delegate some or all of the investment management of the options to a related entity or a third party.

We have an investment management agreement in place with each of the investment managers as part of our arrangement to outsource investment management of the investment options. The agreement sets out how money should be invested. It may specify an appropriate benchmark, acceptable investments and investment ranges for investment management.

Appointed investment managers are subject to initial and ongoing reviews to ensure that they can meet their obligations under the investment management agreement. They are required to certify and report to us on certain obligations under the investment management agreement. We also monitor the performance of the investment managers.

Detailed information on each investment manager is provided in the Manager Profile, available at [cfs.com.au](https://cfs.com.au) by selecting 'Find a Fund' or by calling 13 13 36.

## Changes to options and investment managers

We may, without prior notice to investors, add, remove or change the investment managers and their allocations in the multi-manager portfolios; and change the investment objective and/or strategy; add, close or terminate an option; or change an investment manager or the approved deposit-taking institution in the single manager options. Any change would be considered in light of the potential negative or positive impact on investors. We will notify existing investors in affected options of any material change as soon as practicable. Updated information that is not materially adverse can be obtained by calling Investor Services on 13 13 36 or by visiting [cfs.com.au/product-updates](https://cfs.com.au/product-updates). A paper or electronic copy of the updated information will be provided free of charge on request.



## Your investment and labour standards or environmental, social or ethical considerations

Except as otherwise disclosed below, as the trustee or responsible entity (as applicable), we don't specifically take into account labour standards or environmental, social or ethical considerations for the purpose of selecting, retaining or realising the investment options. We do not directly manage the investments however we do have a robust governance process for assessing the capabilities of each investment manager. This process includes consideration of an investment manager's approach to assessing the effect that climate change and environmental, social, governance (ESG) issues may have on the investments of each option.

Each investment manager may have its own policy on the extent to which labour standards or environmental, social or ethical considerations are taken into account in their investment process and some options do take one or more of these factors into account.

Due to the labour, environmental and social risks associated with the production of tobacco and manufacture of controversial weapons<sup>1</sup>, we do not allow investment managers to invest in securities issued by companies who operate in these industries. Whilst we make every endeavour to exclude these companies, there may, from time to time, be a small level of unintended exposure due to lack of data, corporate activity, indirect exposure, exposure through index derivatives or third party pooled unit trusts.

## Are there any other benefits to CFSIL?

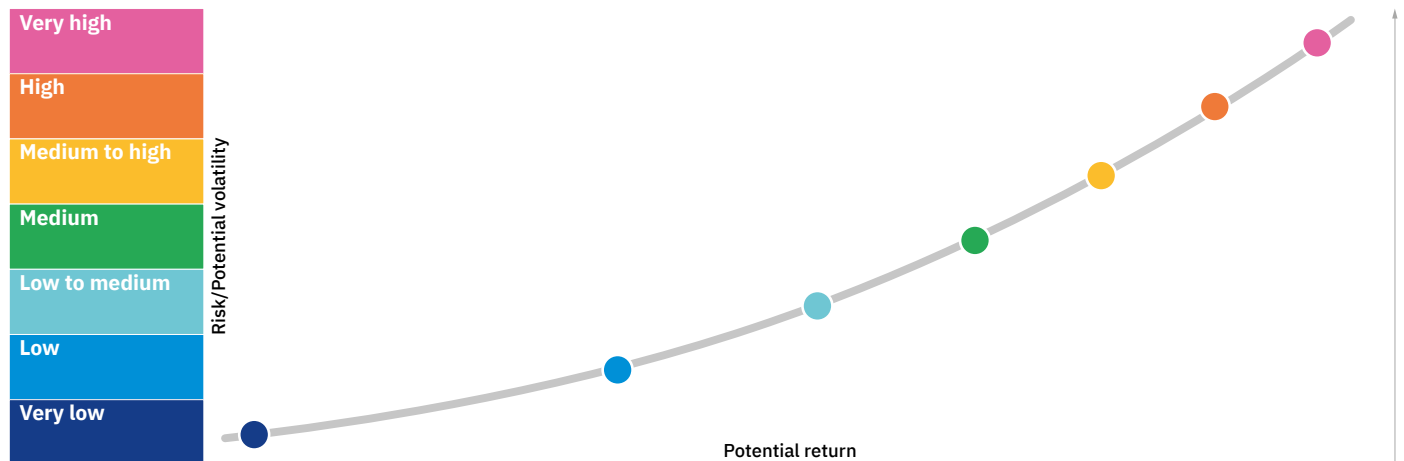
The options receive banking and treasury-related services from CBA in the normal course of business and pay normal commercial fees for them. We may derive monetary or administrative benefits from CBA as a consequence of maintaining bank accounts with CBA and through performing administration services for CBA products.

For the CFSIL geared options where money is borrowed from CBA or its subsidiaries, the terms, where comparable, are substantially the same as those of other lenders.

<sup>1</sup> Controversial weapons include: chemical and biological weapons, cluster munitions, antipersonnel landmines, depleted uranium ammunition, non-detectable fragments, incendiary weapons and blinding lasers.

# FirstChoice range of investment options

Different options have different risk/potential return characteristics as shown in the graph below



The investment options in FirstChoice aim, over the longer term, for the general relative risk and potential return characteristics shown in the chart. The chart is not a forecast or future prediction as to risk or potential return and is not to scale. The chart is not advice and takes no account of your personal circumstances. Important further information can be found in the 'Risks' section in the PDS.

## Standard Risk Measure (SRM)

The SRM is based on industry guidance to allow investors to compare investment options that are expected to deliver a similar number of negative annual returns over any 20-year period.

The SRM is not a complete assessment of all forms of investment risk; for instance, it does not detail what the size of a negative return could be or the potential for a positive return to be less than an investor may require to meet their objectives. Further, it does not take into account the impact of administration fees and tax on the likelihood of a negative return.

Below is a table that outlines our labelling of risk measures and categories.

Risk band	Risk label	Estimated number of negative annual returns over any 20-year period
1	Very low	Less than 0.5
2	Low	0.5 to less than 1
3	Low to medium	1 to less than 2
4	Medium	2 to less than 3
5	Medium to high	3 to less than 4
6	High	4 to less than 6
7	Very high	6 or greater



# Additional information on risks

## Currency risk

### How is currency risk managed?

Changes in the value of the Australian dollar lead to a difference between the foreign currency returns or the value of the global investments held by an option and those returns or values expressed in Australian dollars. This is known as foreign currency risk.

Currency is not an asset class and therefore does not give an option either natural long-term growth or an income stream. Rather, currency exposure gives rise to a source of potential volatility of returns – both positive and negative.

Financial instruments can be used to reduce currency risk – this is known as hedging. Hedging is a process where exposure to one currency can be reduced or removed by entering into a transaction that offsets that exposure. If an option is unhedged, then any foreign currency investments the option holds are fully exposed to movements in the Australian dollar, which can have a positive or negative effect on the value of the option.

Whether an option is hedged or unhedged is disclosed under each option's strategy. The extent to which an option is hedged depends on the underlying objectives and risk characteristics of the option. The extent of hedging may also vary over time depending on the value of the Australian dollar. The cash asset allocation limits disclosed for an investment option that hedges its currency exposure, may not include cash held as collateral to back these hedges.

For our professionally constructed multi-manager portfolios, we aim to hedge currency risk arising from global fixed interest and global property securities exposure. For global shares exposure, we offer options that do not hedge, partially hedge or aim to fully hedge currency risk. When implementing a partial currency hedge, our process focuses on using hedging to partially preserve the gains that are made when the Australian dollar falls in value. This helps reduce the impact of later periods of currency rises in value. When the Australian dollar is trading at a level we believe to be close to, or above, fair value, then no hedging of the foreign currency exposure for the investor's capital will take place.

In options that hedge currency risk, movements in the Australian dollar can impact the size of distributions. Generally, a rising Australian dollar will produce gains on the currency hedge and increase the distribution, while a falling Australian dollar will produce currency losses that reduce the distribution.

For more information on how we manage currency, please see the information flyer 'Managing currency risk', available at [cfs.com.au/mcr](https://cfs.com.au/mcr) or by calling us on 13 13 36.

Other multi-sector and single manager options have specific hedging strategies. For information on these other strategies, please contact us on 13 13 36.

## Gearing risk

### Additional information on geared options

The aim of gearing is to produce a larger investment return over the long term by using borrowed money in addition to your own funds. The geared options in FirstChoice are 'internally geared', which means that the options borrow the money instead of you borrowing directly.

The benefits of internally geared options are that they are able to borrow at institutional rates, there are no margin calls, and you do not need to apply for a loan or offer security. Importantly, we will not ask investors to provide additional funds to meet borrowing costs or to repay debt. All obligations are met within the option itself.

Some investors, such as superannuation funds or their trustees, may not be able to borrow in their own name, and therefore cannot use standard margin loans. Internally geared options permit such investors to gain leveraged exposure to a selected asset class.

### Where do geared options borrow from?

The geared options raise money either by issuing notes or bonds in Australian or international capital markets, and/or by borrowing at competitive rates from a large number of international and Australian financial institutions. Interest and related borrowing costs are paid by the options. Providers of funding have priority over option investors for interest and principal repayments. Providers of funding earn interest and may receive reimbursements relating to early repayments, dealer fees, upfront fees, legal expenses, government charges, account transaction fees and undrawn commitment fees.

### How does the gearing work in the geared options?

CFSIL offers nine geared options and is responsible for the gearing of them all, allowing the investment manager to focus on managing the option's investments.

The following five options are managed using 'dynamic gearing', as described below:

- CFS Geared Australian Share
- CFS Geared Growth Plus
- Acadian Geared Australian Equity
- CFS Geared Share
- CFS Geared Index Australian Share.

These options are managed so that, as far as possible, income from dividends and interest exceeds the cost of borrowing and other expenses, to ensure the preservation of franking credits, which are passed on to you. This process of managing income and expenses is called 'dynamic gearing' because the gearing ratio may vary according to market conditions, in particular, the relationship between dividend yields and market interest rates. The gearing ratio is the total amount borrowed expressed as a percentage of the total assets of the option.

Dynamic gearing is also a prudent approach which forces a lower gearing ratio when borrowing costs are relatively high or dividend yields reduce. For example, if it costs 6% per annum to borrow money, and the option earns a net 3% per annum

in dividends and other income, this gives a potential gearing ratio of 50%. However, if the borrowing cost rises to 6.50% per annum, with income unchanged, the gearing ratio may fall to about 46%.

The table below illustrates the relationship between the interest rates on borrowings, dividend yields and the gearing levels of a dynamically geared option.

### Theoretical gearing level (%)<sup>1</sup>

		Dividend yield (pa, net of fund expenses)			
		2.50%	3.00%	3.50%	4.00%
Interest rate on borrowing (p.a.)	4.00%	60	60	60	60
	5.00%	50	60	60	60
	6.00%	42	50	58	60
	7.00%	36	43	50	57

<sup>1</sup> The options will stop additional borrowing at 55%, but the gearing may rise above this level due to market movements or redemptions.

The table is for illustrative purposes only and is not a forecast or future prediction as to the level of gearing or the interest rates that will apply.

Under dynamic gearing, the gearing ratio is managed at our discretion, subject to the availability of debt and ensuring that estimated income exceeds estimated expenses. No additional borrowing is made when the gearing ratio is at 55% or above. The gearing ratio varies daily due to changes in the value of the assets in the option, and applications or redemptions. If these changes cause the gearing ratio to exceed 60%, we repay debt within a reasonable amount of time to reduce the gearing ratio to below 60%.

In the event of the gearing ratio exceeding 75%, we will suspend the processing of redemption requests and, if applicable, distributions until the gearing has decreased to below 75%.

The following three options are managed using 'fixed gearing', as described below:

- CFS Geared Global Share
- Acadian Geared Sustainable Global Equity
- CFS Geared Index Global Share.

These options invest in companies listed on global stock exchanges, outside Australia, and because foreign companies do not pay franking credits, there are few or no franking credits to pass on to you. Therefore, there is no need to ensure that the option's income exceeds its expenses. Fixed gearing uses a target gearing level, with a usual tolerance either side of this level.

Option name	Target gearing	Tolerance
CFS Geared Global Share	33.3%	5%
Acadian Geared Sustainable Global Equity	55%	5%
CFS Geared Index Global Share	55%	5%

The different target gearing gives investors a choice in the level of gearing available from the global options, from the lower risk 33.3% to the higher risk 55%.

We will not borrow additional amounts when the gearing is at the target level, but the gearing ratio may rise above the target due to declines in asset values or redemptions. If the gearing ratio exceeds the target level by more than the tolerance of 5%, we take the gearing back below this level within a reasonable amount of time by repaying debt.

In the event of the gearing ratio exceeding 60% in the case of the CFS Geared Global Share, 65% for the CFS Geared Index Global Share options, or 75% in the case of the Acadian Geared Sustainable Global Equity option, we will suspend the processing of redemption requests and distributions until the gearing has decreased to below these levels.

### Return expectations of a geared option

The aim of gearing is to produce a higher return over the long term by using borrowed money in addition to your funds. However, for an option geared at 50%, if the underlying investments, rise is less than the option's borrowing and management costs, then it is unlikely that the geared option will outperform an equivalent ungeared portfolio. Consequently, a geared option will not always magnify market gains in a low return environment, although it will always magnify market losses.

We suggest you consult a financial adviser regarding the impact of these investments on your overall portfolio.

### Short selling risk

#### What is short selling, a short position and a long position?

**Short selling** is selling a security you do not own. By short selling a security, an option attempts to profit from a decrease in the value of the security. Generally, short selling involves borrowing a security from another party to make the sale with the intention of repaying the borrowed security at a later date with an equivalent security purchased at a lower price. An option may use short selling as a strategy to try to improve returns and to manage risk.

A **short position** is a net position in a security that profits from a decrease in the value of the security. This can be achieved by short selling.

A **long position** is a net position in a security that profits from an increase in the value of the security. Generally, an investor adopts long positions by buying securities.

If an option uses short selling, it is detailed in the strategy of the option.

### Emerging markets risk

Investing in emerging markets may involve a higher risk than investing in more developed markets. Emerging market securities may present market, credit, currency, liquidity, legal, political and other risks different from, and potentially greater than, the risks of investing in developed market countries.

For example, companies in emerging markets may not be subject to:

- accounting, auditing and financial reporting standards, practices and disclosure requirements comparable to those applicable to companies in major markets
- the same level of government supervision and regulation of stock exchanges as countries with more advanced securities markets.

Accordingly, certain emerging markets may not afford the same level of investor protection as would apply in more developed jurisdictions. There are also risks that, while existing in all countries, may be higher in emerging markets due to the legal, political, business and social frameworks being less developed than those in more established market economies.

Examples of higher risks include:

- political or social instability (including recession or war)
- institutional manipulation of currency or capital flows
- deflation, inflation, or loss in value of currency, and
- greater sensitivity to interest rates and commodity prices.

As a result, investment returns from emerging market securities are usually more volatile than those from developed markets. This means that there may be large movements in the unit prices of investment options that invest in emerging market securities over short or long periods of time. You should consider whether an investment option that invests in emerging market securities is suitable for your portfolio.

All investment options are subject to some or all of these risks, which can also vary from time to time. You should consult your financial adviser before making a decision to invest.

Your financial adviser is required to be qualified in understanding the risk and return associated with the wide range of investment options available to you and can help you make decisions regarding these options.

## Are there any other risks you should be aware of?

When investing, there is the possibility that your investment goals will not be met. This can happen because of the risks discussed previously. It can also happen if your investment strategy is not aligned to your objectives.

## How should you determine your investment timeframe?

Your financial adviser can help you determine your investment timeframe.

If you are mainly concerned about protecting your capital over a relatively short period of time, then a secure, cash-based investment may be the most suitable.

However, if you want the value of your investment to increase over a longer period, then growth assets like shares and property are likely to be included in your investment portfolio.

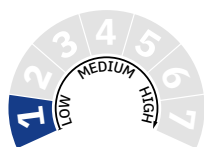
Although we have suggested minimum investment timeframes together with the Standard Risk Measure associated with each particular investment option, you should regularly review your investment decision with your financial adviser because your investment needs or market conditions may change over time. Our minimum suggested timeframes and the Standard Risk Measure associated with particular investment options should not be considered personal advice.

## Investment category definitions

Investment category	Description
Cash and deposits	At-call deposits, term deposits and funds invested in money market securities
Enhanced cash	Funds investing in money market securities and some fixed interest securities
Australian fixed interest	Funds investing predominantly in domestic fixed interest securities
Diversified fixed interest	Funds investing in global fixed interest securities (or a combination of global and domestic)
Short duration fixed interest	Funds investing in domestic and/or global fixed interest securities with an absolute return focus, lower risk and minimal duration
Alternative income	Funds looking to generate a higher level of income, predominantly through investment in domestic and/or global fixed interest securities but also through certain income producing equities and alternatives, typically with an absolute return target with higher risk and expected return than Short duration fixed interest
Defensive	Funds with between 0–20% in growth assets and 80–100% in defensive assets
Conservative	Funds with between 21–40% in growth assets and 60–79% in defensive assets
Moderate	Funds with between 41–60% in growth assets and 40–59% in defensive assets
Growth	Funds with between 61–80% in growth assets and 20–39% in defensive assets
High growth	Funds with between 81–100% in growth assets and 0–19% in defensive assets
Diversified real return	Funds with a flexible allocation to growth assets and typically with an absolute return target
Australian share	Funds invested in Australian shares
Australian share – small cap	Funds invested in Australian small company shares
Global share	Funds invested in global shares, which can include thematic funds or funds that may incorporate shorting but which is not integral to their investment process
Global share – emerging markets	Funds invested in emerging markets, Asia ex Japan, emerging Asia, Asia Pacific ex Japan or China shares
Specialist share	Funds investing in specific sectors or regions, global small companies or long/short strategies
Geared funds	Funds which borrow to typically invest in Australian or global shares or other listed securities
Lower volatility share	Funds managed invested in shares with a lower volatility objective relative to the market, using quantitative techniques, equities option overlays or variable allocations to cash
Australian property and infrastructure securities	Funds investing into Australian property and/or infrastructure securities
Global property and infrastructure securities	Funds investing into global property and/or infrastructure securities
Alternatives	Funds may include, but are not limited to, absolute return funds, diversified hedge funds, global macro funds, commodity trading and currency funds

## What are the main asset classes?

### Cash



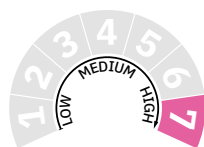
Cash generally refers to investments in bank bills, money market and similar securities which have a short investment timeframe. Cash investments generally provide a stable return, with low potential for capital loss.

### Fixed interest



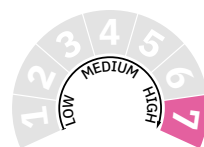
Investors in fixed interest securities, such as bonds, pay cash for the bond and in return receive a regular interest payment from the bond issuer at a fixed interest rate for an agreed period of time. The value of the bond can fluctuate based on interest rate movements, and when the bond matures the principal is repaid in cash. Publicly traded and private loans operate in a similar manner, however the interest payments received may be floating and not fixed rate – often priced with a margin above the risk free rate. Pricing of both fixed and floating securities is impacted by credit assessments, as well as the ability of borrowers to pay both interest and the principal at maturity. However, floating rate securities have less interest rate duration risk, meaning lower capital loss when interest rates are rising, and conversely lower capital gain when interest rates are falling, compared to fixed rate securities. Historically, bonds, fixed interest and floating rate securities have provided a more consistent but lower return than shares.

### Property<sup>1</sup>



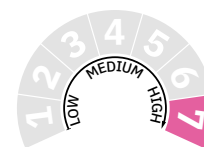
Property refers to the physical land and buildings that are used by businesses and society to operate. Investment can involve holding, managing or developing property for a variety of purposes such as offices, industrial warehouses and retail shopping centres. Property investments typically involve a capital outlay in return for ongoing rents and appreciation in value over time. Property securities provide an indirect exposure to property, generally representing part ownership of a company or an entitlement to the assets of a trust. Property securities can be listed on a stock exchange or units of an unlisted trust.

### Infrastructure<sup>2</sup>



Infrastructure refers to the physical assets required for a business or country to operate, including transportation, communication and utilities (e.g. water, sewage and electricity). It may also include 'social infrastructure' such as hospitals, prisons and public housing. Infrastructure investments typically have; high upfront capital requirements, low ongoing operational costs and relatively predictable cash flows and operating risks. Infrastructure securities provide an indirect exposure to infrastructure, generally representing part ownership of a company or an entitlement to the assets of a trust. Infrastructure securities can be listed on a stock exchange or units of an unlisted trust.

### Shares



Shares represent a part ownership of a company and are generally bought and sold on a stock exchange or can be unlisted. Shares are generally considered to be more risky than the other asset classes because their value tends to fluctuate more than that of other asset classes. However, over the longer term they have tended to outperform the other asset classes.

<sup>1</sup> If an option invests in property or property securities, it is detailed in the strategy or allocation of the option.

<sup>2</sup> If an option invests in infrastructure or infrastructure securities, it is detailed in the strategy or allocation of the option.

# A guide to your investment option risk profile

The main risks which can typically affect your investment options are outlined in the PDS. In addition to the general investment risks (i.e. market risk, security and investment-specific risk, management risk, liquidity risk, counterparty risk, legal, regulatory and foreign investment risk, environmental, social and governance (ESG) and climate risk, distribution risk and securities lending risk) further option-specific risks are described. The table below identifies options that typically have exposure to these option-specific risks. Please note

that the table is not exhaustive and is a reference guide only. The relative importance of a risk to a particular option and whether or not an option-specific risk is applicable may differ from the table below and change from time to time. Options can have exposure to an option-specific risk at or after the date of this issue, and this may not be reflected in the table. Further details on option-specific risks are contained in the PDS and on pages 11 to 13.

Option name	Currency risk	Derivatives risk	Credit risk	Gearing risk	Short selling risk	Emerging markets risk
<b>CFS</b>						
CFS Defensive <sup>1</sup>	•	•	•		•	•
CFS Conservative <sup>1</sup>	•	•	•		•	•
CFS Diversified <sup>1,2</sup>	•	•	•		•	•
CFS Moderate <sup>1</sup>	•	•	•		•	•
CFS Balanced <sup>1</sup>	•	•	•		•	•
CFS Growth <sup>1</sup>	•	•	•		•	•
CFS High Growth <sup>1</sup>	•	•	•		•	•
CFS Geared Growth Plus	•	•	•	•	•	•
CFS Fixed Interest <sup>1</sup>	•	•	•		•	•
CFS Alternatives <sup>1,2,3</sup>	•	•	•		•	•
CFS Australian Share <sup>1</sup>						
CFS Australian Small Companies <sup>1</sup>					•	
CFS Global Share <sup>1</sup>	•	•				•
CFS Global Share – Hedged	•	•				•
CFS Asian Share	•	•				•
CFS Emerging Markets <sup>1</sup>	•	•				•
CFS Property Securities <sup>1</sup>						
CFS Global Property Securities	•	•				
CFS Global Infrastructure Securities <sup>1</sup>	•	•				
CFS Geared Australian Share				•		
CFS Geared Global Share	•	•		•		•
<b>CFS Lifestage</b>						
CFS Lifestage 1945–49 <sup>8</sup>	•	•	•			•
CFS Lifestage 1950–54 <sup>8</sup>	•	•	•			•
CFS Lifestage 1955–59 <sup>1,8</sup>	•	•	•			•
CFS Lifestage 1960–64 <sup>1,8</sup>	•	•	•			•
CFS Lifestage 1965–69 <sup>7</sup>	•	•	•			•
CFS Lifestage 1970–74 <sup>7</sup>	•	•	•			•
CFS Lifestage 1975–79 <sup>7</sup>	•	•	•			•
CFS Lifestage 1980–84 <sup>7</sup>	•	•	•			•
CFS Lifestage 1985–89 <sup>7</sup>	•	•	•			•
CFS Lifestage 1990–94 <sup>7</sup>	•	•	•			•
CFS Lifestage 1995–99 <sup>7</sup>	•	•	•			•
CFS Lifestage 2000–04 <sup>7</sup>	•	•	•			•
CFS Lifestage 2005–09 <sup>7</sup>	•	•	•			•
<b>CFS ETF Exposure Series</b>						
CFS ETF Exposure Series: US Treasury Bills <sup>2</sup>	•					
CFS ETF Exposure Series: Physical Gold <sup>2</sup>	•					
CFS ETF Exposure Series: All-World ex-US Shares <sup>2</sup>	•					•
CFS ETF Exposure Series: US Shares <sup>2</sup>	•					

Refer to page 19 for footnotes 1–8.

Option name	Currency risk	Derivatives risk	Credit risk	Gearing risk	Short selling risk	Emerging markets risk
<b>CFS Sustainability</b>						
CFS Thrive+ Sustainable Growth <sup>1,2</sup>	•		•			•
<b>CFS Enhanced Index Series</b>						
CFS Enhanced Index Conservative <sup>1</sup>	•		•			•
CFS Enhanced Index Diversified <sup>1</sup>	•		•			•
CFS Enhanced Index Moderate <sup>1,2</sup>	•		•			•
CFS Enhanced Index Balanced <sup>1</sup>	•		•			•
CFS Enhanced Index Growth <sup>1</sup>	•		•			•
CFS Enhanced Index High Growth <sup>1</sup>	•					•
<b>CFS Index Series</b>						
CFS Index Conservative <sup>1,2</sup>	•		•			•
CFS Index Diversified <sup>1,2</sup>	•		•			•
CFS Index Moderate <sup>1,2</sup>	•		•			•
CFS Index Balanced <sup>1,2</sup>	•		•			•
CFS Index Growth <sup>1,2</sup>	•		•			•
CFS Index High Growth <sup>1,2</sup>	•					•
CFS Index Australian Bond <sup>1,2</sup>			•			
CFS Index Global Bond <sup>1,2</sup>	•		•			
CFS Index Australian Share <sup>1</sup>						
CFS Index Global Share <sup>1</sup>	•					•
CFS Index Global Share – Hedged <sup>1</sup>	•					•
CFS Index Property Securities <sup>1</sup>						
CFS Index Global Property Securities <sup>1,2</sup>	•					
CFS Index Global Listed Infrastructure Securities <sup>1,2</sup>	•					
CFS Geared Index Australian Share <sup>2</sup>				•		
CFS Geared Index Global Share <sup>2</sup>	•			•		•
<b>Alternative income</b>						
Acadian Defensive Income <sup>1,2</sup>			•		•	
Pendal Monthly Income Plus <sup>1</sup>	•	•	•			
<b>Conservative</b>						
AZ Sestante Conservative <sup>1,2</sup>	•	•	•			•
Context Capital Short Term <sup>1,2</sup>	•	•	•			•
First Sentier Conservative <sup>1</sup>	•	•	•			•
Perpetual Conservative Growth <sup>1</sup>	•	•	•			•
<b>Moderate</b>						
AZ Sestante Diversified <sup>1,2</sup>	•	•	•			•
Context Capital Medium Term <sup>1,2</sup>	•	•	•			•
Evidentia Medium Term <sup>1,2</sup>	•	•	•			•
First Sentier Balanced <sup>1</sup>	•	•	•			•
Perpetual Diversified Growth <sup>1</sup>	•	•	•			•
<b>Growth</b>						
First Sentier Diversified <sup>1</sup>	•	•	•			•
Pendal Sustainable Balanced	•	•	•			•
Perpetual Balanced Growth <sup>1</sup>	•	•	•			•
<b>Diversified real return</b>						
Drummond Dynamic Plus <sup>3</sup>	•	•	•		•	•
Perpetual Diversified Real Return <sup>1,2</sup>	•	•	•			•
Schroder Real Return <sup>1</sup>	•	•	•			•

Refer to page 19 for footnotes 1–8.



Option name	Currency risk	Derivatives risk	Credit risk	Gearing risk	Short selling risk	Emerging markets risk
<b>High growth</b>						
AZ Sestante Growth <sup>1,2</sup>	•	•	•			•
Context Capital Long Term <sup>1,2</sup>	•	•				•
Evidentia Long Term <sup>1,2</sup>	•	•				•
First Sentier High Growth	•	•				•
<b>Cash and deposits</b>						
FirstRate Cash <sup>6</sup>			•			
FirstRate Cash Non-Auto-rebalancing <sup>6</sup>			•			
FirstRate Saver <sup>1,2,4</sup>			•			
FirstRate Saver Non-Auto-rebalancing <sup>1,2,4</sup>			•			
FirstRate Term Deposits <sup>2,4</sup>			•			
<b>Enhanced cash</b>						
CFS Enhanced Cash <sup>2</sup>		•	•			
First Sentier Strategic Cash <sup>1</sup>		•	•			
<b>Short duration fixed interest</b>						
Daintree Core Income	•	•	•			
Franklin Australian Absolute Return Bond <sup>1,2</sup>	•	•	•			•
Janus Henderson Diversified Credit <sup>1</sup>	•	•	•			•
Kapstream Absolute Return Income <sup>1</sup>	•	•	•			
Macquarie Income Opportunities <sup>1</sup>	•	•	•			•
Mutual Income <sup>1,2</sup>			•			
Perpetual Diversified Income <sup>1</sup>	•	•	•			
PM Capital Enhanced Yield <sup>1,3</sup>	•	•	•			
Schroder Absolute Return Income <sup>1</sup>	•	•	•			•
Yarra Enhanced Income <sup>1,2</sup>		•	•			
<b>Diversified fixed interest</b>						
Affirmative Global Impact Bond <sup>2</sup>	•	•	•			
Bentham Global Income <sup>1,2</sup>	•	•	•			•
Brandywine Global Income Optimiser <sup>1,2,3</sup>	•	•	•		•	•
Colchester Global Government Bond <sup>1,2</sup>	•	•	•			•
Macquarie Dynamic Bond <sup>1</sup>	•	•	•			•
PIMCO Diversified Fixed Interest <sup>1,2</sup>	•	•	•			•
PIMCO Global Bond <sup>1</sup>	•	•	•			•
T. Rowe Price Dynamic Global Bond <sup>1,2</sup>	•	•	•			•
UBS Diversified Fixed Income <sup>1</sup>	•	•	•			•
<b>Australian fixed interest</b>						
Janus Henderson Tactical Income <sup>1,2</sup>	•	•	•			
Macquarie Australian Fixed Interest <sup>1,2</sup>		•	•			
Pendal Sustainable Australian Fixed Interest <sup>1,2</sup>	•	•	•			
PIMCO Australian Bond <sup>1</sup>	•	•	•			
Western Asset Australian Bond <sup>1,2</sup>		•	•			
<b>Alternatives</b>						
Aspect Absolute Return <sup>2,3</sup>	•	•	•			
Aspect Diversified Futures <sup>1,3</sup>	•	•	•			
<b>Lower volatility share</b>						
AB Managed Volatility Equities	•	•				
Acadian Global Managed Volatility Equity <sup>1,2</sup>	•					•
Merlon Australian Share Income <sup>1</sup>		•	•			
State Street Australian Equity <sup>1</sup>						

Refer to page 19 for footnotes 1–8.

Option name	Currency risk	Derivatives risk	Credit risk	Gearing risk	Short selling risk	Emerging markets risk
<b>Australian share</b>						
Acadian Australian Equity						
Airlie Australian Share						
Alphinity Sustainable Share <sup>1,2</sup>						
Antares Ex-20 Australian Equities <sup>1,2</sup>		•				
Ausbil Active Sustainable Equity		•				
Ausbil Australian Active Equity <sup>1</sup>						
Bennelong ex-20 Australian Equities <sup>1</sup>						
DNR Capital Australian Equities High Conviction <sup>1,2</sup>						
DNR Capital Australian Equity Income						
Fidelity Australian Equities <sup>1</sup>						
First Sentier Concentrated Australian Share <sup>1,2</sup>						
First Sentier Imputation <sup>1</sup>						
Infinity Core Australian Equity						
Investors Mutual Australian Share <sup>1</sup>						
Lazard Select Australian Equity <sup>1</sup>	•					
Martin Currie Australia Equity Income <sup>1</sup>						
Pendal Australian Share <sup>1</sup>						
Pendal Sustainable Australian Share		•				
Perennial Value Australian Share <sup>1</sup>						
Perpetual Australian Share <sup>1</sup>	•	•				
Perpetual Industrial Share <sup>1</sup>	•	•				
Realindex Australian Share Value <sup>1</sup>						
Schroder Australian Equity <sup>1</sup>						
Solaris Core Australian Equity						
WaveStone Australian Share <sup>1</sup>	•	•				
<b>Australian share – small companies</b>						
Ausbil Australian Emerging Leaders <sup>1</sup>						
Celeste Australian Small Companies						
Eiger Australian Small Companies <sup>2</sup>		•				
First Sentier Australian Small Companies <sup>1,2</sup>						
Infinity SMID Australian Equity						
Investors Mutual Future Leaders						
Longwave Australian Small Companies						
OC Premium Small Companies <sup>1</sup>						
Realindex Australian Small Companies Value						
<b>Global share</b>						
Acadian Sustainable Global Equity	•					
Antipodes Global <sup>3</sup>	•	•	•		•	•
Baillie Gifford Sustainable Growth <sup>2</sup>	•					•
Baillie Gifford Long Term Global Growth <sup>1</sup>	•					•
Barrow Hanley Concentrated Global Share	•					•
Barrow Hanley Global Share <sup>1</sup>	•					•
Epoch Global Equity Shareholder Yield <sup>1</sup>	•					•
GQG Partners Global Equity <sup>1,2</sup>	•					•
GQG Partners Global Equity – Hedged <sup>1,2</sup>	•					•
Hyperion Global Growth Companies <sup>2</sup>	•					
Intermede Global Equities <sup>1,2</sup>	•					•
Ironbark Royal London Concentrated Global Share <sup>1</sup>	•	•				
Ironbark Royal London Core Global Share <sup>1,2</sup>	•	•				
Magellan Global Share <sup>1</sup>	•					

Refer to page 19 for footnotes 1–8.



Option name	Currency risk	Derivatives risk	Credit risk	Gearing risk	Short selling risk	Emerging markets risk
Magellan Global Share – Hedged <sup>1,2</sup>	•					
MFS Global Equity <sup>1</sup>	•					•
Nanuk New World <sup>1,2</sup>	•					•
Pendal Global Select <sup>1,2</sup>	•					•
Realindex Global Share Value <sup>1</sup>	•					•
Realindex Global Share Value – Hedged <sup>1</sup>	•					•
Stewart Investors Worldwide Leaders Sustainability	•					•
Stewart Investors Worldwide Sustainability <sup>1,2</sup>	•					•
Talaria Global Equity <sup>1,2</sup>	•	•				
T. Rowe Price Global Equity <sup>1</sup>	•					•
T. Rowe Price Global Equity – Hedged <sup>1,2</sup>	•	•				•
<b>Global share – emerging markets</b>						
Fidelity Asia <sup>2</sup>	•	•				•
Pendal Global Emerging Market Opportunities <sup>1,2</sup>	•	•				•
Platinum Asia <sup>1,3</sup>	•	•	•		•	•
Realindex Emerging Markets Value <sup>2</sup>	•					•
Stewart Investors Global Emerging Markets Leaders Sustainability <sup>2</sup>	•					•
<b>Specialist share</b>						
Acadian Australian Equity Long Short					•	
Acadian Global Equity Long Short	•				•	
Bell Global Emerging Companies <sup>1,2</sup>	•					
CFS Global Health & Biotechnology <sup>2</sup>	•					
CFS Global Small Companies						
CFS Global Technology & Communications <sup>2</sup>	•					
Janus Henderson Global Natural Resources	•					•
L1 Capital Catalyst <sup>1,2</sup>	•					
Perpetual Share-Plus Long-Short <sup>1,2,3</sup>	•				•	
Platinum International <sup>1,3</sup>	•	•	•		•	•
PM Capital Global Companies <sup>3</sup>	•	•	•		•	
Sage Capital Equity Plus <sup>1,2,3</sup>		•			•	
<b>Australian property and infrastructure securities</b>						
First Sentier Property Securities						
Ironbark Property Securities						
Martin Currie Real Income						
Pendal Property Investment <sup>1</sup>	•					
<b>Global property and infrastructure securities</b>						
First Sentier Global Listed Infrastructure <sup>1</sup>	•					•
First Sentier Global Property Securities <sup>1</sup>	•					•
Macquarie Global Listed Real Estate <sup>1</sup>	•	•				•
Magellan Infrastructure <sup>1</sup>	•					
Quay Global Real Estate – Unhedged <sup>1,2</sup>	•					
Resolution Capital Global Property Securities <sup>1,2</sup>	•					
<b>Geared</b>						
Acadian Geared Australian Equity				•		
Acadian Geared Sustainable Global Equity	•			•		
CFS Geared Share <sup>1</sup>				•		

1 This option is available to pre-retirement accounts and listed in the Application form with 'TTR' in the option name.

2 This option is not available in FirstChoice Investments.

3 This option has been identified as a 'complex' option. Accordingly, for this option, we have provided further disclosure and reporting prescribed by ASIC, as outlined in the PDS for the product you wish to invest in or are otherwise considering. This information is provided in the Reference Guide – Complex Funds, available at [cfs.com.au/complex](http://cfs.com.au/complex) or by calling 13 13 36.

4 This option is not available in FirstChoice Wholesale Investments.

5 This option is only available in FirstChoice Wholesale Pension.

6 This option is only available in FirstChoice Wholesale Investments.

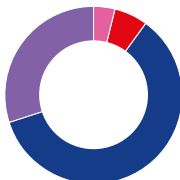

7 This option is only available in FirstChoice Wholesale Personal Super.

8 This option is only available in FirstChoice Wholesale Personal Super and FirstChoice Wholesale Pension

# CFS Multi-Manager Multi-Sector options

## CFS Defensive

Defensive

<p><b>Objective<sup>1</sup></b> To provide relatively stable returns with low potential for capital loss. To outperform the option's composite benchmark over rolling three-year periods before fees and taxes.</p>	<p><b>Strategy</b> To allocate 90% of the investments to defensive assets such as fixed interest and cash to provide the portfolio with relatively stable returns. 10% of the portfolio is allocated to growth assets, such as shares and property securities, to improve diversification and performance. In order to provide additional diversification, the portfolio is allocated across a number of leading investment managers. Allocations to asset classes will generally align to the benchmark but the option may adjust its exposure within the allocation ranges in response to changes in risk and return expectations. The portfolio aims to hedge currency risk except for the allocation to emerging market shares and part of the allocation to global shares.</p> <p>Important information on emerging markets risk is provided on pages 12 to 13.</p>	<p><b>Allocation<sup>2</sup></b></p>  <p><b>Benchmark (Range)</b></p> <ul style="list-style-type: none"> <li>4.0% (0–10%) Australian shares</li> <li>6.0% (0–10%) Global shares</li> <li>60.0% (50–70%) Fixed interest and private debt</li> <li>30.0% (20–40%) Cash and defensive alternatives</li> </ul>
<p><b>Minimum suggested timeframe</b> At least 3 years</p>		
<p><b>Risk</b></p> 		

## CFS Conservative

Conservative

<p><b>Objective<sup>1</sup></b> To provide relatively stable returns over the medium term with the potential for some long-term capital growth. To outperform the option's composite benchmark over rolling three-year periods before fees and taxes.</p>	<p><b>Strategy</b> To allocate 70% of investments to defensive assets such as fixed interest and cash to provide the portfolio with relatively stable returns. 30% of the portfolio is allocated to growth assets, such as shares, property and infrastructure securities, to provide the potential for capital growth. In order to provide additional diversification, the portfolio is allocated across a number of leading investment managers. Allocations to asset classes will generally align to the benchmark but the option may adjust its exposure within the allocation ranges in response to changes in risk and return expectations. The portfolio aims to hedge currency risk except for the allocation to emerging market shares and part of the allocation to global shares.</p> <p>Important information on emerging markets risk is provided on pages 12 to 13.</p>	<p><b>Allocation<sup>2</sup></b></p>  <p><b>Benchmark (Range)</b></p> <ul style="list-style-type: none"> <li>8.5% (0–20%) Australian shares</li> <li>11.5% (5–25%) Global shares and private equity</li> <li>13.0% (5–25%) Property, infrastructure, alternatives</li> <li>49.5% (40–60%) Fixed interest and private debt</li> <li>17.5% (10–30%) Cash and defensive alternatives</li> </ul>
<p><b>Minimum suggested timeframe</b> At least 3 years</p>		
<p><b>Risk</b></p> 		

## CFS Diversified

Moderate

<p><b>Objective<sup>1</sup></b> To provide a balance of income and capital growth over the medium-to-long term. To outperform the option's composite benchmark over rolling three-year periods before fees and taxes.</p>	<p><b>Strategy</b> To allocate 50% of investments to growth assets such as shares, property and infrastructure securities and 50% to defensive assets such as fixed interest and cash. In order to provide additional diversification, the portfolio is allocated across a number of leading investment managers. Allocations to asset classes will generally align to the benchmark but the option may adjust its exposure within the allocation ranges in response to changes in risk and return expectations. The portfolio aims to hedge currency risk except for the allocation to emerging market shares and part of the allocation to global shares.</p> <p>Important information on emerging markets risk is provided on pages 12 to 13.</p>	<p><b>Allocation<sup>2</sup></b></p>  <p><b>Benchmark (Range)</b></p> <ul style="list-style-type: none"> <li>15.5% (5–25%) Australian shares</li> <li>22.75% (15–35%) Global shares and private equity</li> <li>15.0% (5–25%) Property, infrastructure, alternatives</li> <li>34.25% (25–45%) Fixed interest and private debt</li> <li>12.5% (5–25%) Cash and defensive alternatives</li> </ul>
<p><b>Minimum suggested timeframe</b> At least 5 years</p>		
<p><b>Risk</b></p> 		

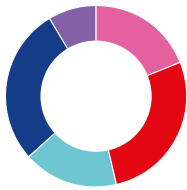
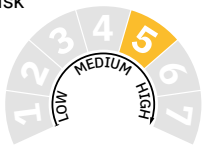
1 The option's composite benchmark is shown on page 101.

2 Cash holdings may be held on deposit with Commonwealth Bank of Australia.

3 Cash may include bank deposits and/or life company annuities.

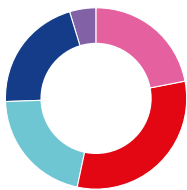
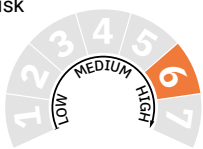
## CFS Moderate

Moderate

<p><b>Objective<sup>1</sup></b> To provide a balance of income and capital growth over the medium-to-long term. To outperform the option's composite benchmark over rolling three-year periods before fees and taxes.</p>	<p><b>Strategy</b> To allocate 60% of investments to growth assets such as shares, property and infrastructure securities and 40% to defensive assets such as fixed interest and cash. In order to provide additional diversification, the portfolio is allocated across a number of leading investment managers. Allocations to asset classes will generally align to the benchmark but the option may adjust its exposure within the allocation ranges in response to changes in risk and return expectations. The portfolio aims to hedge currency risk except for the allocation to emerging market shares and part of the allocation to global shares.</p> <p>Important information on emerging markets risk is provided on pages 12 to 13.</p>	<p><b>Allocation<sup>2</sup></b></p>  <p><b>Benchmark (Range)</b></p> <table border="1"> <tr> <td>19.0%</td> <td>(10–30%)</td> <td>Australian shares</td> </tr> <tr> <td>27.5%</td> <td>(20–40%)</td> <td>Global shares and private equity</td> </tr> <tr> <td>17.0%</td> <td>(5–25%)</td> <td>Property, infrastructure, alternatives</td> </tr> <tr> <td>28.0%</td> <td>(20–40%)</td> <td>Fixed interest and private debt</td> </tr> <tr> <td>8.5%</td> <td>(0–15%)</td> <td>Cash and defensive alternatives</td> </tr> </table>	19.0%	(10–30%)	Australian shares	27.5%	(20–40%)	Global shares and private equity	17.0%	(5–25%)	Property, infrastructure, alternatives	28.0%	(20–40%)	Fixed interest and private debt	8.5%	(0–15%)	Cash and defensive alternatives
19.0%	(10–30%)	Australian shares															
27.5%	(20–40%)	Global shares and private equity															
17.0%	(5–25%)	Property, infrastructure, alternatives															
28.0%	(20–40%)	Fixed interest and private debt															
8.5%	(0–15%)	Cash and defensive alternatives															
<p><b>Minimum suggested timeframe</b> At least 5 years</p>																	
<p><b>Risk</b></p> 																	

## CFS Balanced

Growth

<p><b>Objective<sup>1</sup></b> To provide capital growth and income over the long term. To outperform the option's composite benchmark over rolling three-year periods before fees and taxes.</p>	<p><b>Strategy</b> To allocate 70% of investments to growth assets such as shares, property and infrastructure securities, and 30% to defensive assets such as fixed interest and cash. In order to provide additional diversification, the portfolio is allocated across a number of leading investment managers. Allocations to asset classes will generally align to the benchmark but the option may adjust its exposure within the allocation ranges in response to changes in risk and return expectations. The portfolio aims to hedge currency risk except for the allocation to emerging market shares and part of the allocation to global shares.</p> <p>Important information on emerging markets risk is provided on pages 12 to 13.</p>	<p><b>Allocation<sup>2</sup></b></p>  <p><b>Benchmark (Range)</b></p> <table border="1"> <tr> <td>22.0%</td> <td>(10–30%)</td> <td>Australian shares</td> </tr> <tr> <td>31.5%</td> <td>(25–45%)</td> <td>Global shares and private equity</td> </tr> <tr> <td>21.0%</td> <td>(10–30%)</td> <td>Property, infrastructure, alternatives</td> </tr> <tr> <td>21.0%</td> <td>(10–30%)</td> <td>Fixed interest and private debt</td> </tr> <tr> <td>4.5%</td> <td>(0–15%)</td> <td>Cash</td> </tr> </table>	22.0%	(10–30%)	Australian shares	31.5%	(25–45%)	Global shares and private equity	21.0%	(10–30%)	Property, infrastructure, alternatives	21.0%	(10–30%)	Fixed interest and private debt	4.5%	(0–15%)	Cash
22.0%	(10–30%)	Australian shares															
31.5%	(25–45%)	Global shares and private equity															
21.0%	(10–30%)	Property, infrastructure, alternatives															
21.0%	(10–30%)	Fixed interest and private debt															
4.5%	(0–15%)	Cash															
<p><b>Minimum suggested timeframe</b> At least 5 years</p>																	
<p><b>Risk</b></p> 																	

## CFS Growth

Growth

<p><b>Objective<sup>1</sup></b> To provide long-term capital growth with less fluctuations of returns than 'high growth' investment options. To outperform the option's composite benchmark over rolling three-year periods before fees and taxes.</p>	<p><b>Strategy</b> To allocate 80% of investments to growth assets such as shares, property and infrastructure securities and 20% to defensive assets such as fixed interest and cash. In order to provide additional diversification, the portfolio is allocated across a number of leading investment managers. Allocations to asset classes will generally align to the benchmark but the option may adjust its exposure within the allocation ranges in response to changes in risk and return expectations. The portfolio aims to hedge currency risk except for the allocation to emerging market shares and part of the allocation to global shares.</p> <p>Important information on emerging markets risk is provided on pages 12 to 13.</p>	<p><b>Allocation<sup>2</sup></b></p>  <p><b>Benchmark (Range)</b></p> <table border="1"> <tr> <td>27.0%</td> <td>(15–35%)</td> <td>Australian shares</td> </tr> <tr> <td>34.5%</td> <td>(25–45%)</td> <td>Global shares and private equity</td> </tr> <tr> <td>23.0%</td> <td>(15–35%)</td> <td>Property, infrastructure, alternatives</td> </tr> <tr> <td>14.5%</td> <td>(5–20%)</td> <td>Fixed interest and private debt</td> </tr> <tr> <td>1.0%</td> <td>(0–10%)</td> <td>Cash</td> </tr> </table>	27.0%	(15–35%)	Australian shares	34.5%	(25–45%)	Global shares and private equity	23.0%	(15–35%)	Property, infrastructure, alternatives	14.5%	(5–20%)	Fixed interest and private debt	1.0%	(0–10%)	Cash
27.0%	(15–35%)	Australian shares															
34.5%	(25–45%)	Global shares and private equity															
23.0%	(15–35%)	Property, infrastructure, alternatives															
14.5%	(5–20%)	Fixed interest and private debt															
1.0%	(0–10%)	Cash															
<p><b>Minimum suggested timeframe</b> At least 5 years</p>																	
<p><b>Risk</b></p> 																	

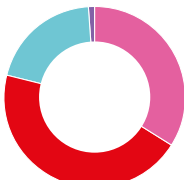

<sup>1</sup> The option's composite benchmark is shown on page 101.

<sup>2</sup> Cash holdings may be held on deposit with Commonwealth Bank of Australia.

<sup>3</sup> Cash may include bank deposits and/or life company annuities.

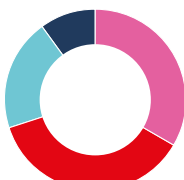
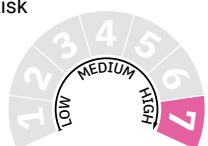
## CFS High Growth

High growth

<p><b>Objective<sup>1</sup></b> To provide long-term capital growth by investing primarily in growth assets. To outperform the option's composite benchmark over rolling three-year periods before fees and taxes.</p>	<p><b>Strategy</b> To invest primarily in a diversified portfolio of shares, property and infrastructure securities. In order to provide further diversification, the portfolio is allocated across a number of leading investment managers. Allocations to asset classes will generally align to the benchmark but the option may adjust its exposure within the allocation ranges in response to changes in risk and return expectations. The portfolio aims to hedge currency risk except for the allocation to emerging market shares and part of the allocation to global shares.  Important information on emerging markets risk is provided on pages 12 to 13.</p>	<p><b>Allocation</b></p>  <p><b>Benchmark (Range)</b></p> <table border="0"> <tr> <td>34.0%</td> <td>(25–45%)</td> <td>Australian shares</td> </tr> <tr> <td>45.0%</td> <td>(35–55%)</td> <td>Global shares and private equity</td> </tr> <tr> <td>20.0%</td> <td>(10–30%)</td> <td>Property, infrastructure, alternatives</td> </tr> <tr> <td>1.0%</td> <td>(0–5%)</td> <td>Cash</td> </tr> </table>	34.0%	(25–45%)	Australian shares	45.0%	(35–55%)	Global shares and private equity	20.0%	(10–30%)	Property, infrastructure, alternatives	1.0%	(0–5%)	Cash
34.0%	(25–45%)	Australian shares												
45.0%	(35–55%)	Global shares and private equity												
20.0%	(10–30%)	Property, infrastructure, alternatives												
1.0%	(0–5%)	Cash												
<p><b>Minimum suggested timeframe</b> At least 7 years</p>														
<p><b>Risk</b></p> 														

## CFS Geared Growth Plus

Geared

<p><b>Objective<sup>1</sup></b> To magnify long-term returns by borrowing to invest in growth assets. To outperform the option's composite benchmark over rolling seven-year periods before fees and taxes.</p>	<p><b>Strategy</b> To allocate 90% of investments to a diversified portfolio of shares, property and infrastructure securities. In order to provide further diversification, the portfolio is allocated across a number of leading investment managers. The portfolio will also allocate 10% to investments designed to generate additional income and to further diversify returns. Income from investments is used to pay the costs of gearing. The option utilises gearing to magnify returns from underlying investments. Allocations to asset classes will generally align to the benchmark but the option may adjust its exposure within the allocation ranges in response to changes in risk and return expectations. The portfolio aims to hedge currency risk except for the allocation to emerging market shares and part of the allocation to global shares.  Important information on gearing risk and emerging markets risk is provided on pages 11 to 13.</p> <div style="border: 1px solid black; padding: 5px; margin-top: 10px;"> <p><b>Note:</b> A geared option will not always magnify gains (particularly in a low return environment), but will always magnify losses. Investors will therefore experience increased volatility in the value of their investment. This means that investors may have potentially large fluctuations both up and down in the value of their investments.</p> </div>	<p><b>Allocation</b></p>  <p><b>Benchmark (Range)</b></p> <table border="0"> <tr> <td>33.5%</td> <td>(25–45%)</td> <td>Australian shares</td> </tr> <tr> <td>36.5%</td> <td>(25–45%)</td> <td>Global shares</td> </tr> <tr> <td>20.0%</td> <td>(10–30%)</td> <td>Property, infrastructure, alternatives</td> </tr> <tr> <td>10.0%</td> <td>(0–15%)</td> <td>Yield<sup>2</sup></td> </tr> </table>	33.5%	(25–45%)	Australian shares	36.5%	(25–45%)	Global shares	20.0%	(10–30%)	Property, infrastructure, alternatives	10.0%	(0–15%)	Yield <sup>2</sup>
33.5%	(25–45%)	Australian shares												
36.5%	(25–45%)	Global shares												
20.0%	(10–30%)	Property, infrastructure, alternatives												
10.0%	(0–15%)	Yield <sup>2</sup>												
<p><b>Minimum suggested timeframe</b> At least 7 years</p>														
<p><b>Risk</b></p> 														

<sup>1</sup> The option's composite benchmark is shown on page 101.

<sup>2</sup> Acadian Asset Management (Australia) is the manager in this allocation (at 15 June 2024).

# CFS Lifestage options

## CFS Lifestage 1945–49

<p><b>Objective</b> To achieve a return of Consumer Price Index (CPI) plus 1.0% per annum over rolling five-year periods after fees and taxes.</p>	<p><b>Strategy</b> To invest in a diverse range of assets that are expected to generate a mix of income and long-term capital growth with an emphasis on stable returns. The option may use derivatives with the objective of managing portfolio volatility. The portfolio aims to hedge currency risk except for part of the allocation to global shares (which may include emerging market shares).</p>	<p><b>Allocation<sup>1</sup> (Ranges)</b> Until 30 June 2024</p>
<p><b>Minimum suggested timeframe</b> At least 5 years</p>	<p>Important information on emerging markets risk is provided on pages 12 to 13.</p>	
<p><b>Risk</b></p>		<p><b>Benchmark (Range)</b></p> <ul style="list-style-type: none"> <li>9.0% (0–15%) Cash and defensive alternatives<sup>2</sup></li> <li>37.0% (20–45%) Fixed interest and private debt</li> <li>13.0% (0–30%) Property, infrastructure and alternatives</li> <li>17.0% (10–25%) Australian shares</li> <li>24.0% (20–40%) Global shares and private equity</li> </ul> <p>Effective from 1 July 2024</p> <p><b>Benchmark (Range)</b></p> <ul style="list-style-type: none"> <li>7.7% (0–20%) Cash and defensive alternatives<sup>2</sup></li> <li>38.8% (20–55%) Fixed interest and private debt</li> <li>10.3% (0–30%) Property, infrastructure and alternatives</li> <li>17.3% (10–25%) Australian shares</li> <li>25.9% (20–40%) Global shares and private equity</li> </ul>

## CFS Lifestage 1950–54

<p><b>Objective</b> To achieve a return of Consumer Price Index (CPI) plus 1.0% per annum over rolling five-year periods after fees and taxes.</p>	<p><b>Strategy</b> To invest in a diverse range of assets that are expected to generate a mix of income and long-term capital growth with an emphasis on stable returns. The option may use derivatives with the objective of managing portfolio volatility. The portfolio aims to hedge currency risk except for part of the allocation to global shares (which may include emerging market shares).</p>	<p><b>Allocation<sup>1</sup> (Ranges)</b> Until 30 June 2024</p>
<p><b>Minimum suggested timeframe</b> At least 5 years</p>	<p>Important information on emerging markets risk is provided on pages 12 to 13.</p>	
<p><b>Risk</b></p>		<p><b>Benchmark (Range)</b></p> <ul style="list-style-type: none"> <li>9.0% (0–15%) Cash and defensive alternatives<sup>2</sup></li> <li>37.0% (20–45%) Fixed interest</li> <li>13.0% (0–30%) Property, infrastructure and multi-asset</li> <li>17.0% (10–25%) Australian shares</li> <li>24.0% (20–40%) Global shares and private equity</li> </ul> <p>Effective from 1 July 2024</p> <p><b>Benchmark (Range)</b></p> <ul style="list-style-type: none"> <li>7.7% (0–20%) Cash and defensive alternatives<sup>2</sup></li> <li>38.8% (20–55%) Fixed interest and private debt</li> <li>10.3% (0–30%) Property, infrastructure and alternatives</li> <li>17.3% (10–25%) Australian shares</li> <li>25.9% (20–40%) Global shares and private equity</li> </ul>

<sup>1</sup> As we actively manage the asset allocation, the asset allocation of an individual Lifestage option may vary over time. The current asset allocation is set out within the Investment Option Profile on the Performance & Fees page at [cfs.com.au/funds-and-performance](https://cfs.com.au/funds-and-performance)

<sup>2</sup> Note: As part of strategic asset allocation, investment allocation within 'Cash and Defensive Alternatives' for each individual Lifestage option may vary over time where up to 100% of the total allocation may be to either cash or defensive alternatives.

## CFS Lifestage 1955–59

### Objective

To achieve a return of Consumer Price Index (CPI) plus 1.0% per annum over rolling five-year periods after fees and taxes.

### Minimum suggested timeframe

At least 5 years

### Risk



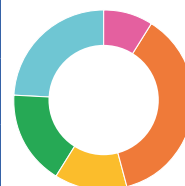
### Strategy

To invest in a diverse range of assets that are expected to generate a mix of income and long-term capital growth with an emphasis on stable returns. The option may use derivatives with the objective of managing portfolio volatility. The portfolio aims to hedge currency risk except for part of the allocation to global shares (which may include emerging market shares).

Important information on emerging markets risk is provided on pages 12 to 13.

### Allocation<sup>1</sup> (Ranges)

Until 30 June 2024



#### Benchmark (Range)

9.0%	(0–15%)	Cash and defensive alternatives <sup>2</sup>
37.0%	(20–45%)	Fixed interest
13.0%	(0–30%)	Property, infrastructure and multi-asset
17.0%	(10–25%)	Australian shares
24.0%	(20–40%)	Global shares and private equity

Effective from 1 July 2024



#### Benchmark (Range)

7.7%	(0–20%)	Cash and defensive alternatives <sup>2</sup>
38.8%	(20–55%)	Fixed interest and private debt
10.3%	(0–30%)	Property, infrastructure and alternatives
17.3%	(10–25%)	Australian shares
25.9%	(20–40%)	Global shares and private equity

## CFS Lifestage 1960–64

### Objective

To achieve a return of Consumer Price Index (CPI) plus 1.5% per annum over rolling seven-year periods after fees and taxes.

### Minimum suggested timeframe

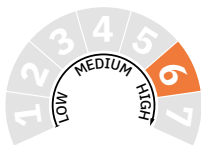
At least 7 years

### Risk

Until 30 June 2024



Effective from 1 July 2024



### Strategy

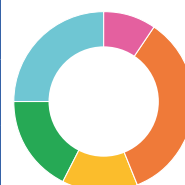
To invest in a diverse range of assets that are expected to generate a mix of long-term capital growth and income. The strategy seeks to reduce volatility of returns, and over time the portfolio's exposure to assets with volatile returns will be reduced to provide greater short-term security.

The option may use derivatives with the objective of managing portfolio volatility. The portfolio aims to hedge currency risk except for part of the allocation to global shares (which may include emerging market shares).

Important information on emerging markets risk is provided on pages 12 to 13.

### Allocation<sup>1</sup> (Ranges)

Until 30 June 2024



#### Benchmark (Range)

9.5%	(0–15%)	Cash and defensive alternatives <sup>2</sup>
34.5%	(20–40%)	Fixed interest
13.5%	(0–30%)	Property, infrastructure and multi-asset
17.5%	(10–25%)	Australian shares
25.0%	(20–40%)	Global shares and private equity

Effective from 1 July 2024



#### Benchmark (Range)

6.8%	(0–15%)	Cash and defensive alternatives <sup>2</sup>
32.7%	(20–45%)	Fixed interest and private debt
12.0%	(0–30%)	Property, infrastructure and alternatives
19.3%	(10–30%)	Australian shares
29.2%	(20–45%)	Global shares and private equity

1 As we actively manage the asset allocation, the asset allocation of an individual Lifestage option may vary over time. The current asset allocation is set out within the Investment Option Profile on the Performance & Fees page at [cfs.com.au/funds-and-performance](https://cfs.com.au/funds-and-performance)

2 Note: As part of strategic asset allocation, investment allocation within 'Cash and Defensive Alternatives' for each individual Lifestage option may vary over time where up to 100% of the total allocation may be to either cash or defensive alternatives.

## CFS Lifestage 1965–69

<p><b>Objective</b> To achieve a return of Consumer Price Index (CPI) plus 2.5% per annum over rolling ten-year periods after fees and taxes.</p>	<p><b>Strategy</b> To invest in a diverse range of assets that are expected to provide long-term capital growth, but which may have a high level of short-to-medium-term volatility. Over time, the portfolio's exposure to assets with volatile returns will be reduced to provide greater short-term security. The option may use derivatives with the objective of managing portfolio volatility. The portfolio aims to hedge currency risk except for part of the allocation to global shares (which may include emerging market shares).</p>	<p><b>Allocation<sup>1</sup> (Ranges)</b> Until 30 June 2024</p>
<p><b>Minimum suggested timeframe</b> At least 10 years</p>	<p>Important information on emerging markets risk is provided on pages 12 to 13.</p>	<p><b>Benchmark (Range)</b></p> <ul style="list-style-type: none"> <li>7.0% (0–15%) Cash and defensive alternatives<sup>2</sup></li> <li>16.0% (10–25%) Fixed interest</li> <li>15.0% (0–30%) Property, infrastructure and multi-asset</li> <li>25.5% (20–35%) Australian shares</li> <li>36.5% (25–45%) Global shares and private equity</li> </ul>
<p><b>Risk</b></p>	<p><b>Please note:</b> a performance fee may apply. For more information on the performance fee, refer to the fees section in the PDS.</p>	<p>Effective from 1 July 2024</p> <p><b>Benchmark (Range)</b></p> <ul style="list-style-type: none"> <li>4.5% (0–15%) Cash and defensive alternatives<sup>2</sup></li> <li>19.4% (0–30%) Fixed interest and private debt</li> <li>11.9% (0–30%) Property, infrastructure and alternatives</li> <li>25.6% (20–35%) Australian shares</li> <li>38.7% (25–45%) Global shares and private equity</li> </ul>

## CFS Lifestage 1970–74

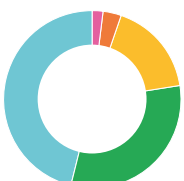

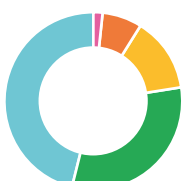
<p><b>Objective</b> To achieve a return of Consumer Price Index (CPI) plus 3.0% per annum over rolling ten-year periods after fees and taxes.</p>	<p><b>Strategy</b> To invest in a diverse range of assets that are expected to provide long-term capital growth, but which may have a high level of short-to-medium-term volatility. In the long term, the portfolio's exposure to assets with volatile returns will be reduced to provide greater short-term security. The option may use derivatives with the objective of managing portfolio volatility. The portfolio aims to hedge currency risk except for part of the allocation to global shares (which may include emerging market shares).</p>	<p><b>Allocation<sup>1</sup> (Ranges)</b> Until 30 June 2024</p>
<p><b>Minimum suggested timeframe</b> At least 10 years</p>	<p>Important information on emerging markets risk is provided on pages 12 to 13.</p>	<p><b>Benchmark (Range)</b></p> <ul style="list-style-type: none"> <li>4.0% (0–12%) Cash and defensive alternatives<sup>2</sup></li> <li>8.0% (5–20%) Fixed interest</li> <li>17.0% (0–30%) Property, infrastructure and multi-asset</li> <li>29.0% (20–35%) Australian shares</li> <li>42.0% (25–45%) Global shares and private equity</li> </ul>
<p><b>Risk</b></p>	<p><b>Please note:</b> a performance fee may apply. For more information on the performance fee, refer to the fees section in the PDS.</p>	<p>Effective from 1 July 2024</p> <p><b>Benchmark (Range)</b></p> <ul style="list-style-type: none"> <li>3.1% (0–15%) Cash and defensive alternatives<sup>2</sup></li> <li>11.9% (0–25%) Fixed interest and private debt</li> <li>13.6% (0–30%) Property, infrastructure and alternatives</li> <li>28.7% (20–35%) Australian shares</li> <li>42.7% (25–45%) Global shares and private equity</li> </ul>

<sup>1</sup> As we actively manage the asset allocation, the asset allocation of an individual Lifestage option may vary over time. The current asset allocation is set out within the Investment Option Profile on the Performance & Fees page at [cfs.com.au/funds-and-performance](https://cfs.com.au/funds-and-performance)

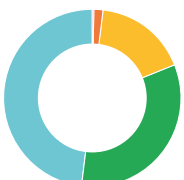

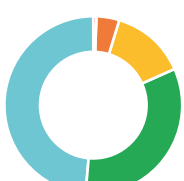
<sup>2</sup> Note: As part of strategic asset allocation, investment allocation within 'Cash and Defensive Alternatives' for each individual Lifestage option may vary over time where up to 100% of the total allocation may be to either cash or defensive alternatives.



## CFS Lifestage 1975–79

<p><b>Objective</b> To achieve a return of Consumer Price Index (CPI) plus 3.0% per annum over rolling ten-year periods after fees and taxes.</p>	<p><b>Strategy</b> To invest in a diverse range of assets that are expected to provide long-term capital growth, but which may have a high level of short-to-medium-term volatility. In the long term, the portfolio's exposure to assets with volatile returns will be reduced to provide greater short-term security.</p>	<p><b>Allocation<sup>1</sup> (Ranges)</b> Until 30 June 2024</p> 
<p><b>Minimum suggested timeframe</b> At least 10 years</p>	<p>The option may use derivatives with the objective of managing portfolio volatility. The portfolio aims to hedge currency risk except for part of the allocation to global shares (which may include emerging market shares).</p>	<p><b>Benchmark (Range)</b> 2.0% (0–10%) 3.5% (0–10%) 17.0% (0–30%) 31.5% (25–40%) 46.0% (30–50%)</p>
<p><b>Risk</b></p> 	<p>Important information on emerging markets risk is provided on pages 12 to 13.</p> <p><b>Please note:</b> a performance fee may apply. For more information on the performance fee, refer to the fees section in the PDS.</p>	<p><b>Benchmark (Range)</b> 2.0% (0–10%) 3.5% (0–10%) 17.0% (0–30%) 31.5% (25–40%) 46.0% (30–50%)</p> <p>Effective from 1 July 2024</p>  <p><b>Benchmark (Range)</b> 1.8% (0–10%) 7.1% (0–15%) 13.6% (0–30%) 31.5% (25–40%) 46.0% (30–50%)</p>

## CFS Lifestage 1980–84

<p><b>Objective</b> To achieve a return of Consumer Price Index (CPI) plus 3.0% per annum over rolling ten-year periods after fees and taxes.</p>	<p><b>Strategy</b> To invest in a diverse range of assets that are expected to provide long-term capital growth, but which may have a high level of short-to-medium-term volatility. In the very long term, the portfolio's exposure to assets with volatile returns will be reduced to provide greater short-term security.</p>	<p><b>Allocation<sup>1</sup> (Ranges)</b> Until 30 June 2024</p> 
<p><b>Minimum suggested timeframe</b> At least 10 years</p>	<p>The option may use derivatives with the objective of managing portfolio volatility. The portfolio aims to hedge currency risk except for part of the allocation to global shares (which may include emerging market shares).</p>	<p><b>Benchmark (Range)</b> 0.5% (0–5%) 1.5% (0–5%) 17.0% (0–30%) 33.0% (25–40%) 48.0% (30–50%)</p>
<p><b>Risk</b></p> 	<p>Important information on emerging markets risk is provided on pages 12 to 13.</p> <p><b>Please note:</b> a performance fee may apply. For more information on the performance fee, refer to the fees section in the PDS.</p>	<p><b>Benchmark (Range)</b> 0.8% (0–5%) 4.0% (0–10%) 13.7% (0–30%) 33.1% (25–40%) 48.3% (30–50%)</p> <p>Effective from 1 July 2024</p>  <p><b>Benchmark (Range)</b> 0.8% (0–5%) 4.0% (0–10%) 13.7% (0–30%) 33.1% (25–40%) 48.3% (30–50%)</p>

1 As we actively manage the asset allocation, the asset allocation of an individual Lifestage option may vary over time. The current asset allocation is set out within the Investment Option Profile on the Performance & Fees page at [cfs.com.au/funds-and-performance](https://cfs.com.au/funds-and-performance)

2 Note: As part of strategic asset allocation, investment allocation within 'Cash and Defensive Alternatives' for each individual Lifestage option may vary over time where up to 100% of the total allocation may be to either cash or defensive alternatives.



## CFS Lifestage 1985–89

### Objective

To achieve a return of Consumer Price Index (CPI) plus 3.0% per annum over rolling ten-year periods after fees and taxes.

### Minimum suggested timeframe

At least 10 years

### Risk



### Strategy

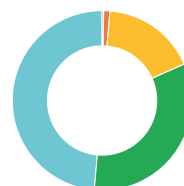
To invest in a diverse range of assets that are expected to provide long-term capital growth, but which may have a high level of short-to-medium-term volatility. In the very long term, the portfolio's exposure to assets with volatile returns will be reduced to provide greater short-term security. The option may use derivatives with the objective of managing portfolio volatility. The portfolio aims to hedge currency risk except for part of the allocation to global shares (which may include emerging market shares).

Important information on emerging markets risk is provided on pages 12 to 13.

**Please note:** a performance fee may apply. For more information on the performance fee, refer to the fees section in the PDS.

### Allocation<sup>1</sup> (Ranges)

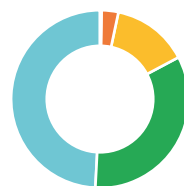
Until 30 June 2024



#### Benchmark (Range)

0.5%	(0–5%)	Cash and defensive alternatives <sup>2</sup>
1.0%	(0–5%)	Fixed interest
17.0%	(0–32%)	Property, infrastructure and multi-asset
33.0%	(25–40%)	Australian shares
48.5%	(30–55%)	Global shares and private equity

Effective from 1 July 2024



#### Benchmark (Range)

0.5%	(0–5%)	Cash and defensive alternatives <sup>2</sup>
3.0%	(0–10%)	Fixed interest and private debt
13.8%	(0–32%)	Property, infrastructure and alternatives
33.7%	(25–40%)	Australian shares
49.0%	(30–55%)	Global shares and private equity

## CFS Lifestage 1990–94

### Objective

To achieve a return of Consumer Price Index (CPI) plus 3.0% per annum over rolling ten-year periods after fees and taxes.

### Minimum suggested timeframe

At least 10 years

### Risk



### Strategy

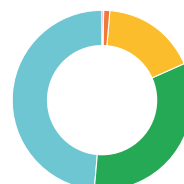
To invest in a diverse range of assets that are expected to provide long-term capital growth, but which may have a high level of short-to-medium-term volatility. In the very long term, the option's exposure to assets with volatile returns will be reduced to provide greater short-term security. The option may use derivatives with the objective of managing portfolio volatility. The portfolio aims to hedge currency risk except for part of the allocation to global shares (which may include emerging market shares).

Important information on emerging markets risk is provided on pages 12 to 13.

**Please note:** a performance fee may apply. For more information on the performance fee, refer to the fees section in the PDS.

### Allocation<sup>1</sup> (Ranges)

Until 30 June 2024



#### Benchmark (Range)

0.5%	(0–5%)	Cash and defensive alternatives <sup>2</sup>
1.0%	(0–5%)	Fixed interest
17.0%	(0–32%)	Property, infrastructure and multi-asset
33.0%	(25–40%)	Australian shares
48.5%	(30–55%)	Global shares and private equity

Effective from 1 July 2024



#### Benchmark (Range)

0.5%	(0–5%)	Cash and defensive alternatives <sup>2</sup>
3.0%	(0–10%)	Fixed interest and private debt
13.8%	(0–32%)	Property, infrastructure and alternatives
33.7%	(25–40%)	Australian shares
49.0%	(30–55%)	Global shares and private equity

<sup>1</sup> As we actively manage the asset allocation, the asset allocation of an individual Lifestage option may vary over time. The current asset allocation is set out within the Investment Option Profile on the Performance & Fees page at [cfs.com.au/funds-and-performance](https://cfs.com.au/funds-and-performance)

<sup>2</sup> Note: As part of strategic asset allocation, investment allocation within 'Cash and Defensive Alternatives' for each individual Lifestage option may vary over time where up to 100% of the total allocation may be to either cash or defensive alternatives.

## CFS Lifestage 1995–99

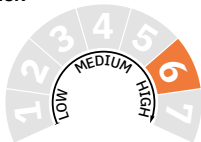
### Objective

To achieve a return of Consumer Price Index (CPI) plus 3.0% per annum over rolling ten-year periods after fees and taxes.

### Minimum suggested timeframe

At least 10 years

### Risk



### Strategy

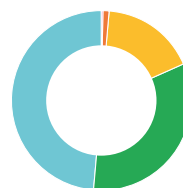
To invest in a diverse range of assets that are expected to provide long-term capital growth, but which may have a high level of short-to-medium-term volatility. In the very long term, the option's exposure to assets with volatile returns will be reduced to provide greater short-term security. The option may use derivatives with the objective of managing portfolio volatility. The portfolio aims to hedge currency risk except for part of the allocation to global shares (which may include emerging market shares).

Important information on emerging markets risk is provided on pages 12 to 13.

**Please note:** a performance fee may apply. For more information on the performance fee, refer to the fees section in the PDS.

### Allocation<sup>1</sup> (Ranges)

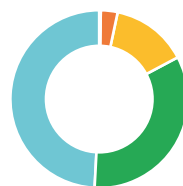
Until 30 June 2024



#### Benchmark (Range)

0.5%	(0–5%)	Cash and defensive alternatives <sup>2</sup>
1.0%	(0–5%)	Fixed interest
17.0%	(0–32%)	Property, infrastructure and multi-asset
33.0%	(25–40%)	Australian shares
48.5%	(30–55%)	Global shares and private equity

Effective from 1 July 2024



#### Benchmark (Range)

0.5%	(0–5%)	Cash and defensive alternatives <sup>2</sup>
3.0%	(0–10%)	Fixed interest and private debt
13.8%	(0–32%)	Property, infrastructure and alternatives
33.7%	(25–40%)	Australian shares
49.0%	(30–55%)	Global shares and private equity

## CFS Lifestage 2000–04

### Objective

To achieve a return of Consumer Price Index (CPI) plus 3.0% per annum over rolling ten-year periods after fees and taxes.

### Minimum suggested timeframe

At least 10 years

### Risk



### Strategy

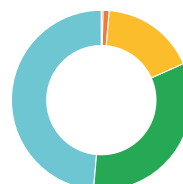
To invest in a diverse range of assets that are expected to provide long-term capital growth, but which may have a high level of short-to-medium-term volatility. In the very long term, the option's exposure to assets with volatile returns will be reduced to provide greater short-term security. The option may use derivatives with the objective of managing portfolio volatility. The portfolio aims to hedge currency risk except for part of the allocation to global shares (which may include emerging market shares).

Important information on emerging markets risk is provided on pages 12 to 13.

**Please note:** a performance fee may apply. For more information on the performance fee, refer to the fees section in the PDS.

### Allocation<sup>1</sup> (Ranges)

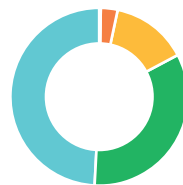
Until 30 June 2024



#### Benchmark (Range)

0.5%	(0–5%)	Cash and defensive alternatives <sup>2</sup>
1.0%	(0–5%)	Fixed interest
17.0%	(0–32%)	Property, infrastructure and multi-asset
33.0%	(25–40%)	Australian shares
48.5%	(30–55%)	Global shares and private equity

Effective from 1 July 2024



#### Benchmark (Range)

0.5%	(0–5%)	Cash and defensive alternatives <sup>2</sup>
3.0%	(0–10%)	Fixed interest and private debt
13.8%	(0–32%)	Property, infrastructure and alternatives
33.7%	(25–40%)	Australian shares
49.0%	(30–55%)	Global shares and private equity

1 As we actively manage the asset allocation, the asset allocation of an individual Lifestage option may vary over time. The current asset allocation is set out within the Investment Option Profile on the Performance & Fees page at [cfs.com.au/funds-and-performance](https://cfs.com.au/funds-and-performance)

2 Note: As part of strategic asset allocation, investment allocation within 'Cash and Defensive Alternatives' for each individual Lifestage option may vary over time where up to 100% of the total allocation may be to either cash or defensive alternatives.

## CFS Lifestage 2005–09

### Objective

To achieve a return of Consumer Price Index (CPI) plus 3.0% per annum over rolling ten-year periods after fees and taxes.

### Minimum suggested timeframe

At least 10 years

### Risk



### Strategy

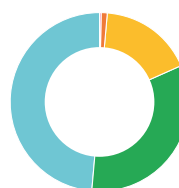
To invest in a diverse range of assets that are expected to provide long-term capital growth, but which may have a high level of short-to-medium-term volatility. In the very long term, the option's exposure to assets with volatile returns will be reduced to provide greater short-term security. The option may use derivatives with the objective of managing portfolio volatility. The portfolio aims to hedge currency risk except for part of the allocation to global shares (which may include emerging market shares).

Important information on emerging markets risk is provided on pages 12 to 13.

**Please note:** a performance fee may apply. For more information on the performance fee, refer to the fees section in the PDS.

### Allocation<sup>1</sup> (Ranges)

Until 30 June 2024



#### Benchmark (Range)

0.5%	(0–5%)	Cash and defensive alternatives <sup>2</sup>
1.0%	(0–5%)	Fixed interest
17.0%	(0–32%)	Property, infrastructure and multi-asset
33.0%	(25–40%)	Australian shares
48.5%	(30–55%)	Global shares and private equity

Effective from 1 July 2024



#### Benchmark (Range)

0.5%	(0–5%)	Cash and defensive alternatives <sup>2</sup>
3.0%	(0–10%)	Fixed interest and private debt
13.8%	(0–32%)	Property, infrastructure and alternatives
33.7%	(25–40%)	Australian shares
49.0%	(30–55%)	Global shares and private equity



<sup>1</sup> As we actively manage the asset allocation, the asset allocation of an individual Lifestage option may vary over time. The current asset allocation is set out within the Investment Option Profile on the Performance & Fees page at [cfs.com.au/funds-and-performance](https://cfs.com.au/funds-and-performance)

<sup>2</sup> Note: As part of strategic asset allocation, investment allocation within 'Cash and Defensive Alternatives' for each individual Lifestage option may vary over time where up to 100% of the total allocation may be to either cash or defensive alternatives.

# CFS Multi-Manager Single-Sector options



## CFS Fixed Interest

Diversified fixed interest

<p><b>Objective</b> To provide relatively stable returns with low potential for capital loss by investing in Australian and global fixed interest securities. To outperform the composite benchmark of 50% Bloomberg Global Aggregate Index, hedged to Australian dollars and 50% Bloomberg AusBond Composite 0+Yr Index over rolling three-year periods before fees and taxes.</p>	<p><b>Strategy</b> To invest in a diversified portfolio of government and corporate bonds that aims to deliver relatively stable returns with less fluctuation than investing in shares and property. The investments are managed by a number of leading active fixed interest managers who aim to outperform the index. This is designed to deliver more consistent returns with less risk than would be achieved if investing with a single investment manager. The portfolio aims to hedge currency risk.</p>	<p>Underlying investment managers (at 15 June 2024)</p> 
<p><b>Minimum suggested timeframe</b> At least 3 years</p>		
<p><b>Risk</b></p> 		


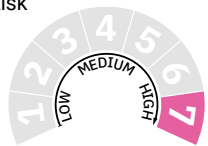
## CFS Alternatives

Alternatives

<p><b>Objective</b> To provide returns with a low correlation to equity markets from a diversified portfolio of alternative investment strategies. To provide a return of 4% per annum in excess of the Reserve Bank of Australia cash rate before fees and taxes over rolling three-year periods.</p>	<p><b>Strategy</b> To invest in a diversified portfolio of alternative investment strategies with the underlying assets typically having relatively high liquidity. The investments are managed by a number of leading alternative investment managers, which is designed to deliver more consistent returns with less risk than would be achieved if investing with a single investment manager. The portfolio aims to minimise unintentional currency exposure.</p>	<p>Underlying investment managers<sup>1</sup> (at 15 June 2024)</p> 
<p><b>Minimum suggested timeframe</b> At least 5 years</p>		
<p><b>Risk</b></p> 	<p>This option has been identified as a 'complex' option. Accordingly, for this option, we have provided further disclosure and reporting prescribed by ASIC, as outlined in the PDS for the product you wish to invest in or are otherwise considering. This information is provided in the Reference Guide – Complex Funds, available at <a href="http://cfs.com.au/complex">cfs.com.au/complex</a> or by calling 13 13 36.</p>	

## CFS Australian Share


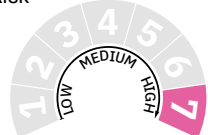
Australian share

<p><b>Objective</b> To provide long-term capital growth and some tax-effective income from a diversified portfolio of predominantly Australian companies. To outperform the S&amp;P/ASX 300 Accumulation Index over rolling three-year periods before fees and taxes.</p>	<p><b>Strategy</b> To invest in a diversified portfolio of predominantly Australian companies. The investments are managed by a number of leading Australian share managers which have different, yet complementary, investment styles, which is designed to deliver more consistent returns with less risk than would be achieved if investing with a single investment manager.</p>	<p>Underlying investment managers (at 15 June 2024)</p> 
<p><b>Minimum suggested timeframe</b> At least 7 years</p>		
<p><b>Risk</b></p> 		

<sup>1</sup> Cash holdings may be held on deposit with Commonwealth Bank of Australia.


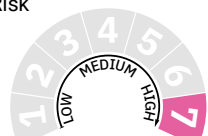
## CFS Australian Small Companies

Australian share – small companies

<p><b>Objective</b> To provide long-term capital growth from a diversified portfolio of predominantly smaller listed Australian companies. To outperform the S&amp;P/ASX Small Ordinaries Accumulation Index over rolling three-year periods before fees and taxes.</p>	<p><b>Strategy</b> To invest in a diversified portfolio of predominantly smaller listed Australian companies. The investments are managed by a number of managers, which is designed to deliver more consistent returns with less risk than would be achieved if investing with a single investment manager. The underlying managers of this option may use long short strategies.</p>	<p>Underlying investment managers (at 15 June 2024)</p> 
<p><b>Minimum suggested timeframe</b> At least 7 years</p>	<p>Important information on short selling risk is provided on page 12.</p>	
<p><b>Risk</b></p> 		


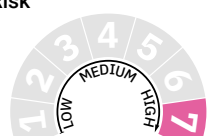
## CFS Global Share

Global share

<p><b>Objective</b> To provide long-term capital growth from a diversified portfolio of global shares. To outperform the MSCI All Country World ex Australia Index over rolling three-year periods before fees and taxes.</p>	<p><b>Strategy</b> To invest in a diversified portfolio of companies. The investments are managed by a number of leading global share managers which have different, yet complementary, investment styles, which is designed to deliver more consistent returns with less risk than would be achieved if investing with a single investment manager. The underlying managers of this option have guidelines for managing currency exposure. The overall portfolio does not hedge currency risk.</p>	<p>Underlying investment managers (at 15 June 2024)</p> 
<p><b>Minimum suggested timeframe</b> At least 7 years</p>	<p>Important information on emerging markets risk is provided on pages 12 to 13.</p>	
<p><b>Risk</b></p> 		

## CFS Global Share – Hedged<sup>1</sup>




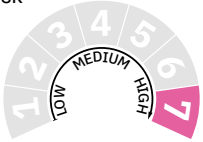
Global share

<p><b>Objective</b> To provide long-term capital growth from a diversified portfolio of global shares. To outperform the MSCI All Country World ex Australia Index, hedged to Australian dollars, over rolling three-year periods before fees and taxes.</p>	<p><b>Strategy</b> To invest in a diversified portfolio of companies. The investments are managed by a number of leading global share managers which have different, yet complementary, investment styles, which is designed to deliver more consistent returns with less risk than would be achieved if investing with a single investment manager. The underlying managers of this option have guidelines for managing currency exposure. The overall portfolio aims to hedge currency risk.</p>	<p>Underlying investment managers (at 15 June 2024)</p> 
<p><b>Minimum suggested timeframe</b> At least 7 years</p>	<p>Important information on emerging markets risk is provided on pages 12 to 13.</p>	
<p><b>Risk</b></p> 		

<sup>1</sup> Hedged means the option aims to hedge currency exposure.



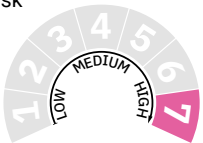
## CFS Asian Share

Global share – emerging markets

<p><b>Objective</b> To provide long-term capital growth from a diversified portfolio of predominantly Asian companies. To outperform the MSCI All Country Asia (ex Japan) Index over rolling three-year periods before fees and taxes.</p>	<p><b>Strategy</b> To invest in a diversified portfolio of predominantly Asian companies. The investments are managed by a number of leading Asian share managers which have different, yet complementary, investment styles, which is designed to deliver more consistent returns with less risk than would be achieved if investing with a single investment manager. The underlying managers of this option have guidelines for managing currency exposure. The overall portfolio does not hedge currency risk.</p>	<p>Underlying investment managers (at 15 June 2024)</p>   
<p><b>Minimum suggested timeframe</b> At least 7 years</p>		
<p><b>Risk</b></p> 	<p>Important information on emerging markets risk is provided on pages 12 to 13.</p>	



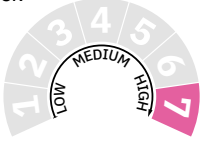
## CFS Emerging Markets

Global share – emerging markets

<p><b>Objective</b> To provide long-term capital growth from a diversified portfolio of predominantly emerging market companies. To outperform the MSCI Emerging Markets Index over rolling three-year periods before fees and taxes.</p>	<p><b>Strategy</b> To invest in a diversified portfolio of predominantly emerging market companies. The investments are managed by a number of leading emerging market share managers which have different, yet complementary, investment styles, which is designed to deliver more consistent returns with less risk than would be achieved if investing with a single investment manager. The underlying managers of this option have guidelines for managing currency exposure. The overall portfolio does not hedge currency risk.</p>	<p>Underlying investment managers (at 15 June 2024)</p>  
<p><b>Minimum suggested timeframe</b> At least 7 years</p>		<p>FISHER INVESTMENTS*</p>
<p><b>Risk</b></p> 	<p>Important information on emerging markets risk is provided on pages 12 to 13.</p>	


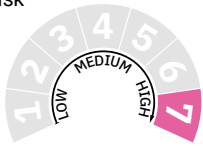
## CFS Property Securities

Australian property and infrastructure securities

<p><b>Objective</b> To provide capital growth and income from a diversified portfolio of listed property investments. To outperform the S&amp;P/ASX 300 A-REIT Accumulation Index over rolling three-year periods before fees and taxes.</p>	<p><b>Strategy</b> To invest in a diversified portfolio of predominantly Australian property securities. The investments are managed by a number of leading property securities managers, which is designed to deliver more consistent returns with less risk than would be achieved if investing with a single investment manager.</p>	<p>Underlying investment managers (at 15 June 2024)</p>  
<p><b>Minimum suggested timeframe</b> At least 7 years</p>		
<p><b>Risk</b></p> 		


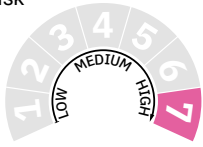
## CFS Global Property Securities

Global property and infrastructure securities

<p><b>Objective</b> To provide capital growth and income from a diversified portfolio of global listed property investments. To outperform the FTSE EPRA/NAREIT Developed ex Australia Rental Index NTR, hedged to Australian dollars, over rolling three-year periods before fees and taxes.</p>	<p><b>Strategy</b> To invest in a diversified portfolio of property securities. The investments are managed by a number of leading global property securities managers, which is designed to deliver more consistent returns with less risk than would be achieved if investing with a single investment manager. The portfolio aims to hedge currency risk.</p>	<p>Underlying investment managers (at 15 June 2024)</p> 
<p><b>Minimum suggested timeframe</b> At least 7 years</p>		
<p><b>Risk</b></p> 		


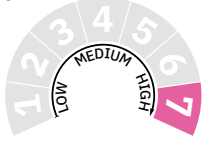
## CFS Global Infrastructure Securities

Global property and infrastructure securities

<p><b>Objective</b> To provide capital growth and income from a diversified portfolio of global listed infrastructure investments. To outperform the FTSE Developed Core Infrastructure Index, hedged to Australian dollars, over rolling three-year periods before fees and taxes.</p>	<p><b>Strategy</b> To invest in a diversified portfolio of infrastructure securities. The investments are managed by a number of leading global infrastructure securities managers, which is designed to deliver more consistent returns with less risk than would be achieved if investing with a single investment manager. The portfolio aims to hedge currency risk.</p>	<p>Underlying investment managers (at 15 June 2024)</p> 
<p><b>Minimum suggested timeframe</b> At least 7 years</p>		
<p><b>Risk</b></p> 		

## CFS Geared Australian Share

Geared

<p><b>Objective</b> To magnify long-term returns from capital growth by borrowing to invest in predominantly Australian companies. To outperform the S&amp;P/ASX 300 Accumulation Index over rolling seven-year periods before fees and taxes.</p>	<p><b>Strategy</b> To invest in a diversified portfolio of predominantly Australian companies. The investments are managed by combining the portfolios of a number of Australian share managers to provide an actively managed, diversified portfolio. The option utilises gearing to magnify returns from underlying investments.</p>	<p>Underlying investment managers (at 15 June 2024)</p> 
<p><b>Minimum suggested timeframe</b> At least 7 years</p>		
<p><b>Risk</b></p> 	<p>Important information on gearing risk is provided on pages 11 to 12.</p> <p><b>Note:</b> A geared option will not always magnify gains (particularly in a low return environment), but will always magnify losses. Investors will therefore experience increased volatility in the value of their investment. This means that investors may have potentially large fluctuations both up and down in the value of their investments.</p>	



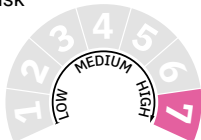
**Objective**

To magnify long-term capital growth by borrowing to invest in a diversified portfolio of global shares. The option aims to outperform the MSCI All Country World ex Australia Index (net dividends reinvested), in Australian dollar terms over rolling seven-year periods before fees and taxes.

**Minimum suggested timeframe**

At least 7 years

**Risk**



**Strategy**

To invest in a diversified portfolio of companies. The investments are managed by combining the portfolios of a number of leading global share managers to provide an actively managed, diversified portfolio. The option utilises gearing to magnify returns from underlying investments. Investors' capital in the option is not hedged, but the option may hedge up to 100% of the currency exposure relating to the borrowings of the option.

Important information on emerging markets risk and gearing risk is provided on pages 11 to 13.

**Note:** A geared option will not always magnify gains (particularly in a low return environment), but will always magnify losses. Investors will therefore experience increased volatility in the value of their investment. This means that investors will have potentially large fluctuations both up and down in the value of their investments.

Underlying investment managers  
(at 15 June 2024)

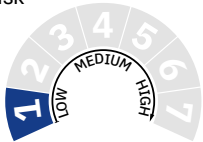




# CFS ETF Exposure Series

## CFS ETF Exposure Series: US Treasury Bills

Enhanced cash

<p><b>Objective</b></p> <p>The option will invest predominantly (generally 92–98%) in an exchange traded product (ETP). The selected ETP aims to track a broad index benchmark (Bloomberg U.S. Treasury Bills: 1–3 Months Index) of US dollar denominated Treasury Bills with a maturity ranging from 1–3 months (before taxes and fees). The option aims to closely track a custom benchmark (95% Bloomberg U.S. Treasury Bills: 1–3 Months and 5% Reserve Bank of Australia cash rate) over rolling three-month periods before fees and taxes.</p>	<p><b>Strategy</b></p> <p>The option will hold units in an ETP and cash, CFS will target 95% exposure to the underlying ETP and the option will generally have exposure to the ETP within ranges of 92–98%. CFS has selected the VanEck 1–3 Month US Treasury Bond ETF (ASX TBIL) issued by VanEck Investments Limited (VanEck). VanEck has adopted a passive investment strategy and aims to track the underlying index. The underlying index is a rules based market capitalisation weighted index and is part of the Bloomberg US Treasury Bill Index Family.</p>
<p><b>Minimum suggested timeframe</b></p> <p>No minimum</p>	<p><b>Allocation</b></p> <p>0% ————— Range ————— 100%</p> <p>90–100%</p> <p>0–10%</p> <p><b>Benchmark</b></p> <p>N/A Cash equivalents</p> <p>N/A Cash</p>
<p><b>Risk</b></p> 	

## CFS ETF Exposure Series: Physical Gold

Alternatives

<p><b>Objective</b></p> <p>The option will invest predominantly (generally 92–98%) in an exchange traded product (ETP). The selected ETP aims to closely track the gold price with the aim of generating comparable returns (before taxes and fees) over rolling one-year periods. The option aims to closely track a Custom Benchmark (95% Gold Price in AUD and 5% Reserve Bank of Australia cash rate) before fees and taxes over rolling five-year periods.</p>	<p><b>Strategy</b></p> <p>The option will hold units in an ETP and cash, CFS will target 95% exposure to the underlying ETP and the option will generally have exposure to the ETP within ranges of 92–98%. CFS has selected the GlobalX Physical Gold (ASX:GOLD) ETP issued by Global X Management (AUS) Limited (Global X). Global X has adopted a passive investment strategy for establishing and managing the Global X Physical Gold. The ETP provides investors with a beneficial interest in physical gold bullion. Gold bullion is quoted and traded in USD and the ETP is not currency hedged.</p>
<p><b>Minimum suggested timeframe</b></p> <p>At least 7 years</p>	<p><b>Allocation</b></p> <p>0% ————— Range ————— 100%</p> <p>90–100%</p> <p>0–10%</p> <p><b>Benchmark</b></p> <p>N/A Commodities</p> <p>N/A Cash</p>
<p><b>Risk</b></p> 	

## CFS ETF Exposure Series: All-World ex-US Shares

Global share

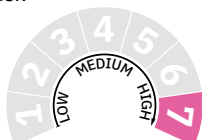
### Objective

The option will invest predominantly (generally 92-98%) in an exchange-traded product (ETP). The selected ETP aims to track a broad index benchmark (FTSE All-World ex US Index) of shares listed on stock exchanges outside of the US (before taxes and fees). The option aims to closely track a Custom Benchmark (95% FTSE All-World ex US Index and 5% Reserve Bank of Australia cash rate) before fees and taxes over rolling five-year periods.

### Minimum suggested timeframe

At least 7 years

### Risk



### Strategy

The option will hold units in an ETP and cash, CFS will target 95% exposure to the underlying ETP and the option will generally have exposure to the ETP within ranges of 92-98%. CFS has selected the Vanguard All-World Ex-US Shares Index ETF (ASX VEU) issued by Vanguard Investments Australia Limited (Vanguard).

Vanguard has adopted a passive investment strategy and aims to track the underlying index. The underlying index is a rules based market capitalisation weighted equity index comprising the large and mid-cap sectors of developed and emerging markets, excluding the US, as defined by FTSE Russell. The ETF invests in US dollar terms and is not currency hedged.

Important information on emerging markets risk is provided on pages 12 to 13.

### Allocation



## CFS ETF Exposure Series: US Shares

Global share

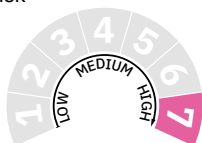
### Objective

The option will invest predominantly (generally 92-98%) in an exchange-traded product (ETP). The selected ETP aims to track a broad index benchmark (S&P 500 Index) of shares listed on US stock exchanges (before taxes and fees). The option aims to closely track a Custom Benchmark (95% S&P 500 Index and 5% Reserve Bank of Australia cash rate) before fees and taxes over rolling five-year periods.

### Minimum suggested timeframe

At least 7 years

### Risk



### Strategy

The option will hold units in an ETP and cash, CFS will target 95% exposure to the underlying ETP and the option will generally have exposure to the ETP within ranges of 92-98%. CFS has selected the iShares® S&P 500 (ASX:IVV) ETP issued by BlackRock Investment Management (Australia) Limited (BlackRock).

BlackRock has adopted a passive investment strategy and aims to track the underlying index. The underlying index is an established market capitalisation weighted US equity index and is widely used to measure the performance of large-cap equities listed on US stock exchanges, as defined by S&P Dow Jones Indices. The ETF is not currency hedged.

### Allocation



# CFS Sustainability

## CFS Thrive+ Sustainable Growth

Growth

### Objective<sup>1</sup>

To provide capital growth and income over the long term. To outperform the option's composite benchmark over rolling three-year periods before fees and taxes.

### Minimum suggested timeframe

At least 5 years

### Risk



### Strategy

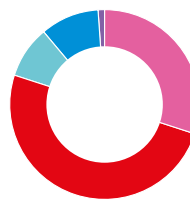
The option is managed to sustainable investment criteria that encourages investment in companies with a sustainable business and strong environment, social and governance characteristics. It seeks to avoid investments in certain companies or activities that have a highly adverse effect on the environment or society.

This option is governed by the *Thrive+ Sustainable Investment Charter* which details CFS' approach and process to sustainable investment and exclusions. Note that investment exclusions do not apply to the cash or derivatives that may be used by the option.

This option allocates 80% of investments to growth assets such as Australian and global shares to provide potential for capital growth, and 20% to defensive assets such as fixed interest and cash. In order to provide additional diversification, the portfolio is allocated across a number of investment managers. Allocations to asset classes will generally align to the benchmark but the option may adjust its exposure within the allocation ranges in response to changes in risk and return expectations. The portfolio aims to hedge currency risk except for part of the allocation to global shares.

This option considers aspects of ESG factors as part of its investment strategy. Refer to the Reference Guide – Sustainable Funds for more information.

### Allocation



### Benchmark (Range)

30.0%	(25–45%)	■ Australian shares
50.0%	(35–55%)	■ Global shares and private equity
9.0%	(0–20%)	■ Australian fixed interest
10.0%	(0–20%)	■ Global fixed interest
1.0%	(0–10%)	■ Cash

<sup>1</sup> The option's composite benchmark is shown on page 101.

# CFS Enhanced Index Series options

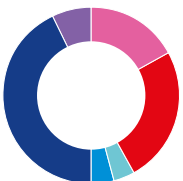

## CFS Enhanced Index Conservative

Conservative

<p><b>Objective<sup>1</sup></b> To provide relatively stable returns over the medium term with the potential for some long-term capital growth. To outperform the option's composite benchmark over rolling three-year periods before fees and taxes.</p>	<p><b>Strategy</b> The option allocates 70% of investments to defensive assets such as fixed interest and cash to provide the portfolio with relatively stable returns. The fixed interest component includes broadly diversified allocations to government bonds and credit. 30% of the portfolio is allocated to growth assets such as shares and property and infrastructure securities to provide potential for capital growth. The shares component is managed using an approach aiming to deliver long term returns above that of market capitalisation indices. The property and infrastructure components are managed to closely match the returns of relevant market capitalisation indices. Allocations to asset classes will generally align to the benchmark but the option may adjust its exposure within the allocation ranges in response to changes in risk and return expectations. The portfolio aims to hedge currency risk except for the allocation to emerging market shares and part of the allocation to global shares. Important information on emerging markets risk is provided on pages 12 to 13.</p>	<p><b>Allocation</b></p>  <p><b>Benchmark (Range)</b></p> <table border="1"> <tr> <td>10.0%</td> <td>(0–20%)</td> <td>Australian shares</td> </tr> <tr> <td>14.0%</td> <td>(5–25%)</td> <td>Global shares</td> </tr> <tr> <td>3.0%</td> <td>(0–15%)</td> <td>Global property securities</td> </tr> <tr> <td>3.0%</td> <td>(0–15%)</td> <td>Global infrastructure securities</td> </tr> <tr> <td>60.0%</td> <td>(50–70%)</td> <td>Fixed interest</td> </tr> <tr> <td>10.0%</td> <td>(0–20%)</td> <td>Cash<sup>2</sup></td> </tr> </table>	10.0%	(0–20%)	Australian shares	14.0%	(5–25%)	Global shares	3.0%	(0–15%)	Global property securities	3.0%	(0–15%)	Global infrastructure securities	60.0%	(50–70%)	Fixed interest	10.0%	(0–20%)	Cash <sup>2</sup>
10.0%			(0–20%)	Australian shares																
14.0%			(5–25%)	Global shares																
3.0%	(0–15%)	Global property securities																		
3.0%	(0–15%)	Global infrastructure securities																		
60.0%	(50–70%)	Fixed interest																		
10.0%	(0–20%)	Cash <sup>2</sup>																		
<p><b>Minimum suggested timeframe</b> At least 3 years</p>																				
<p><b>Risk</b></p> 																				

## CFS Enhanced Index Diversified

Moderate

<p><b>Objective<sup>1</sup></b> To provide a balance of income and capital growth over the medium-to-long term. To outperform the option's composite benchmark over rolling three-year periods before fees and taxes.</p>	<p><b>Strategy</b> The option allocates 50% of investments to growth assets such as shares and property and infrastructure securities to provide potential for capital growth. The shares component is managed using an approach aiming to deliver long term returns above that of market capitalisation indices. The property and infrastructure components are managed to closely match the returns of relevant market capitalisation indices. 50% of the portfolio is allocated to defensive assets such as fixed interest and cash to provide the portfolio with relatively stable returns. The fixed interest component includes broadly diversified allocations to government bonds and credit. Allocations to asset classes will generally align to the benchmark but the option may adjust its exposure within the allocation ranges in response to changes in risk and return expectations. The portfolio aims to hedge currency risk except for the allocation to emerging market shares and part of the allocation to global shares. Important information on emerging markets risk is provided on pages 12 to 13.</p>	<p><b>Allocation</b></p>  <p><b>Benchmark (Range)</b></p> <table border="1"> <tr> <td>17.0%</td> <td>(5–25%)</td> <td>Australian shares</td> </tr> <tr> <td>25.0%</td> <td>(15–35%)</td> <td>Global shares</td> </tr> <tr> <td>4.0%</td> <td>(0–15%)</td> <td>Global property securities</td> </tr> <tr> <td>4.0%</td> <td>(0–15%)</td> <td>Global infrastructure securities</td> </tr> <tr> <td>43.0%</td> <td>(35–50%)</td> <td>Fixed interest</td> </tr> <tr> <td>7.0%</td> <td>(0–15%)</td> <td>Cash<sup>2</sup></td> </tr> </table>	17.0%	(5–25%)	Australian shares	25.0%	(15–35%)	Global shares	4.0%	(0–15%)	Global property securities	4.0%	(0–15%)	Global infrastructure securities	43.0%	(35–50%)	Fixed interest	7.0%	(0–15%)	Cash <sup>2</sup>
17.0%			(5–25%)	Australian shares																
25.0%			(15–35%)	Global shares																
4.0%	(0–15%)	Global property securities																		
4.0%	(0–15%)	Global infrastructure securities																		
43.0%	(35–50%)	Fixed interest																		
7.0%	(0–15%)	Cash <sup>2</sup>																		
<p><b>Minimum suggested timeframe</b> At least 5 years</p>																				
<p><b>Risk</b></p> 																				

## CFS Enhanced Index Moderate

Moderate

<p><b>Objective<sup>3</sup></b> To provide a balance of income and capital growth over the medium-to-long term. To outperform the option's composite benchmark over rolling three-year periods before fees and taxes.</p>	<p><b>Strategy</b> The option allocates 60% of investments to growth assets such as shares and property and infrastructure securities to provide potential for capital growth. The shares component is managed using an approach aiming to deliver long term returns above that of market capitalisation indices. The property and infrastructure components are managed to closely match the returns of relevant market capitalisation indices. 40% of the portfolio is allocated to defensive assets such as fixed interest and cash to provide the portfolio with relatively stable returns. The fixed interest component includes broadly diversified allocations to government bonds and credit. Allocations to asset classes will generally align to the benchmark but the option may adjust its exposure within the allocation ranges in response to changes in risk and return expectations. The portfolio aims to hedge currency risk except for the allocation to emerging market shares and part of the allocation to global shares. Important information on emerging markets risk is provided on pages 12 to 13.</p>	<p><b>Allocation</b></p>  <p><b>Benchmark (Range)</b></p> <table border="1"> <tr> <td>20.0%</td> <td>(10–30%)</td> <td>Australian shares</td> </tr> <tr> <td>30.0%</td> <td>(20–40%)</td> <td>Global shares</td> </tr> <tr> <td>5.0%</td> <td>(0–15%)</td> <td>Global property securities</td> </tr> <tr> <td>5.0%</td> <td>(0–15%)</td> <td>Global infrastructure securities</td> </tr> <tr> <td>35.0%</td> <td>(25–40%)</td> <td>Fixed interest</td> </tr> <tr> <td>5.0%</td> <td>(0–15%)</td> <td>Cash<sup>2</sup></td> </tr> </table>	20.0%	(10–30%)	Australian shares	30.0%	(20–40%)	Global shares	5.0%	(0–15%)	Global property securities	5.0%	(0–15%)	Global infrastructure securities	35.0%	(25–40%)	Fixed interest	5.0%	(0–15%)	Cash <sup>2</sup>
20.0%			(10–30%)	Australian shares																
30.0%			(20–40%)	Global shares																
5.0%	(0–15%)	Global property securities																		
5.0%	(0–15%)	Global infrastructure securities																		
35.0%	(25–40%)	Fixed interest																		
5.0%	(0–15%)	Cash <sup>2</sup>																		
<p><b>Minimum suggested timeframe</b> At least 5 years</p>																				
<p><b>Risk</b></p> 																				

1 The option's composite benchmark is shown on page 101.

2 Cash may include bank deposits and/or life company annuities.

3 The option's composite benchmark is shown on page 102.

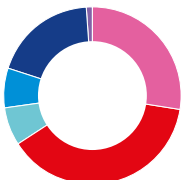
## CFS Enhanced Index Balanced

Growth

<p><b>Objective<sup>1</sup></b> To provide capital growth and income over the long term. To outperform the option's composite benchmark over rolling three-year periods before fees and taxes.</p>	<p><b>Strategy</b> The option allocates 70% of investments to growth assets such as shares and property and infrastructure securities to provide potential for capital growth. The shares component is managed using an approach aiming to deliver long term returns above that of market capitalisation indices. The property and infrastructure components are managed to closely match the returns of relevant market capitalisation indices. 30% of the portfolio is allocated to defensive assets such as fixed interest and cash to provide the portfolio with relatively stable returns. The fixed interest component includes broadly diversified allocations to government bonds and credit. Allocations to asset classes will generally align to the benchmark but the option may adjust its exposure within the allocation ranges in response to changes in risk and return expectations. The portfolio aims to hedge currency risk except for the allocation to emerging market shares and part of the allocation to global shares.</p> <p>Important information on emerging markets risk is provided on pages 12 to 13.</p>	<p><b>Allocation</b></p>  <p><b>Benchmark (Range)</b></p> <table border="1"> <tr> <td>23.0%</td> <td>(15–35%)</td> <td>Australian shares</td> </tr> <tr> <td>35.0%</td> <td>(25–45%)</td> <td>Global shares</td> </tr> <tr> <td>6.0%</td> <td>(0–15%)</td> <td>Global property securities</td> </tr> <tr> <td>6.0%</td> <td>(0–15%)</td> <td>Global infrastructure securities</td> </tr> <tr> <td>27.0%</td> <td>(15–30%)</td> <td>Fixed interest</td> </tr> <tr> <td>3.0%</td> <td>(0–15%)</td> <td>Cash<sup>2</sup></td> </tr> </table>	23.0%	(15–35%)	Australian shares	35.0%	(25–45%)	Global shares	6.0%	(0–15%)	Global property securities	6.0%	(0–15%)	Global infrastructure securities	27.0%	(15–30%)	Fixed interest	3.0%	(0–15%)	Cash <sup>2</sup>
23.0%			(15–35%)	Australian shares																
35.0%			(25–45%)	Global shares																
6.0%	(0–15%)	Global property securities																		
6.0%	(0–15%)	Global infrastructure securities																		
27.0%	(15–30%)	Fixed interest																		
3.0%	(0–15%)	Cash <sup>2</sup>																		
<p><b>Minimum suggested timeframe</b> At least 5 years</p>																				
<p><b>Risk</b></p> 																				

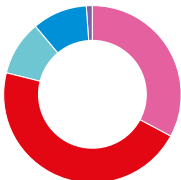
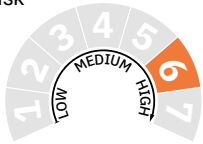
## CFS Enhanced Index Growth

Growth

<p><b>Objective<sup>1</sup></b> To provide long-term capital growth with less fluctuations of returns than 'high growth' investment options. To outperform the option's composite benchmark over rolling three-year periods before fees and taxes.</p>	<p><b>Strategy</b> The option allocates 80% of investments to growth assets such as shares and property and infrastructure securities to provide potential for capital growth. The shares component is managed using an approach aiming to deliver long term returns above that of market capitalisation indices. The property and infrastructure components are managed to closely match the returns of relevant market capitalisation indices. 20% of the portfolio is allocated to defensive assets such as fixed interest and cash to provide the portfolio with relatively stable returns. The fixed interest component includes broadly diversified allocations to government bonds and credit. Allocations to asset classes will generally align to the benchmark but the option may adjust its exposure within the allocation ranges in response to changes in risk and return expectations. The portfolio aims to hedge currency risk except for the allocation to emerging market shares and part of the allocation to global shares.</p> <p>Important information on emerging markets risk is provided on pages 12 to 13.</p>	<p><b>Allocation</b></p>  <p><b>Benchmark (Range)</b></p> <table border="1"> <tr> <td>27.5%</td> <td>(20–40%)</td> <td>Australian shares</td> </tr> <tr> <td>38.5%</td> <td>(30–50%)</td> <td>Global shares</td> </tr> <tr> <td>7.0%</td> <td>(0–15%)</td> <td>Global property securities</td> </tr> <tr> <td>7.0%</td> <td>(0–15%)</td> <td>Global infrastructure securities</td> </tr> <tr> <td>19.0%</td> <td>(10–20%)</td> <td>Fixed interest</td> </tr> <tr> <td>1.0%</td> <td>(0–10%)</td> <td>Cash<sup>2</sup></td> </tr> </table>	27.5%	(20–40%)	Australian shares	38.5%	(30–50%)	Global shares	7.0%	(0–15%)	Global property securities	7.0%	(0–15%)	Global infrastructure securities	19.0%	(10–20%)	Fixed interest	1.0%	(0–10%)	Cash <sup>2</sup>
27.5%			(20–40%)	Australian shares																
38.5%			(30–50%)	Global shares																
7.0%	(0–15%)	Global property securities																		
7.0%	(0–15%)	Global infrastructure securities																		
19.0%	(10–20%)	Fixed interest																		
1.0%	(0–10%)	Cash <sup>2</sup>																		
<p><b>Minimum suggested timeframe</b> At least 5 years</p>																				
<p><b>Risk</b></p> 																				

## CFS Enhanced Index High Growth

High growth

<p><b>Objective<sup>1</sup></b> To provide long-term capital growth by investing primarily in growth assets. To outperform the option's composite benchmark over rolling three-year periods before fees and taxes.</p>	<p><b>Strategy</b> The option invests primarily in a diversified portfolio of shares and property and infrastructure securities to provide potential for capital growth. The shares component is managed using an approach aiming to deliver long term returns above that of market capitalisation indices. The property and infrastructure components are managed using market capitalisation indices. Allocations to asset classes will generally align to the benchmark but the option may adjust its exposure within the allocation ranges in response to changes in risk and return expectations. The portfolio aims to hedge currency risk except for the allocation to emerging market shares and part of the allocation to global shares.</p> <p>Important information on emerging markets risk is provided on pages 12 to 13.</p>	<p><b>Allocation</b></p>  <p><b>Benchmark (Range)</b></p> <table border="1"> <tr> <td>33.0%</td> <td>(25–45%)</td> <td>Australian shares</td> </tr> <tr> <td>46.0%</td> <td>(35–55%)</td> <td>Global shares</td> </tr> <tr> <td>10.0%</td> <td>(0–20%)</td> <td>Global property securities</td> </tr> <tr> <td>10.0%</td> <td>(0–20%)</td> <td>Global infrastructure securities</td> </tr> <tr> <td>1.0%</td> <td>(0–5%)</td> <td>Cash<sup>2</sup></td> </tr> </table>	33.0%	(25–45%)	Australian shares	46.0%	(35–55%)	Global shares	10.0%	(0–20%)	Global property securities	10.0%	(0–20%)	Global infrastructure securities	1.0%	(0–5%)	Cash <sup>2</sup>
33.0%			(25–45%)	Australian shares													
46.0%			(35–55%)	Global shares													
10.0%	(0–20%)	Global property securities															
10.0%	(0–20%)	Global infrastructure securities															
1.0%	(0–5%)	Cash <sup>2</sup>															
<p><b>Minimum suggested timeframe</b> At least 7 years</p>																	
<p><b>Risk</b></p> 																	

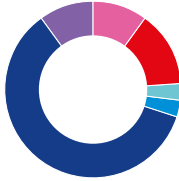

<sup>1</sup> The option's composite benchmark is shown on page 102.

<sup>2</sup> Cash may include bank deposits and/or life company annuities.

# CFS Index Series options

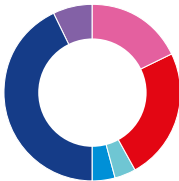
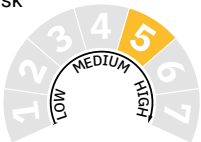
## CFS Index Conservative

Conservative

<p><b>Objective<sup>1</sup></b> To provide relatively stable returns over the medium term with the potential for some long-term capital growth. To closely track the option's composite benchmark over rolling three-year periods before fees and taxes.</p>	<p><b>Strategy</b> The option allocates 70% of investments to defensive assets such as fixed interest and cash to provide the portfolio with relatively stable returns. The fixed interest component is managed on a traditional index basis while the cash component may include money market securities, bank deposits and annuities. 30% of the portfolio is allocated to growth assets such as shares, property and infrastructure securities to provide potential for capital growth. The growth assets are managed using market capitalisation indices. Allocations to asset classes will generally align to the benchmark but the option may adjust its exposure within the allocation ranges in response to changes in risk and return expectations. The portfolio aims to hedge currency risk, except for a part of the allocation to global shares.</p> <p>Important information on emerging markets risk is provided on pages 12 to 13.</p>	<p><b>Allocation</b></p>  <p><b>Benchmark (Range)</b></p> <table border="1"> <tr> <td>10.0%</td> <td>(0–20%)</td> <td>Australian shares</td> </tr> <tr> <td>14.0%</td> <td>(5–25%)</td> <td>Global shares</td> </tr> <tr> <td>3.0%</td> <td>(0–15%)</td> <td>Global property securities</td> </tr> <tr> <td>3.0%</td> <td>(0–15%)</td> <td>Global infrastructure securities</td> </tr> <tr> <td>60.0%</td> <td>(50–70%)</td> <td>Fixed interest</td> </tr> <tr> <td>10.0%</td> <td>(0–20%)</td> <td>Cash<sup>2</sup></td> </tr> </table>	10.0%	(0–20%)	Australian shares	14.0%	(5–25%)	Global shares	3.0%	(0–15%)	Global property securities	3.0%	(0–15%)	Global infrastructure securities	60.0%	(50–70%)	Fixed interest	10.0%	(0–20%)	Cash <sup>2</sup>
10.0%	(0–20%)	Australian shares																		
14.0%	(5–25%)	Global shares																		
3.0%	(0–15%)	Global property securities																		
3.0%	(0–15%)	Global infrastructure securities																		
60.0%	(50–70%)	Fixed interest																		
10.0%	(0–20%)	Cash <sup>2</sup>																		
<p><b>Minimum suggested timeframe</b> At least 3 years</p>																				
<p><b>Risk</b></p> 																				

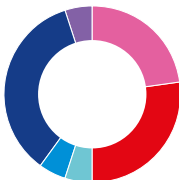

## CFS Index Diversified

Moderate

<p><b>Objective<sup>1</sup></b> To provide a balance of income and capital growth over the medium-to-long term. To closely track the option's composite benchmark over rolling three-year periods before fees and taxes.</p>	<p><b>Strategy</b> The option allocates 50% of investments to growth assets such as shares, property and infrastructure securities to provide potential for capital growth. The growth assets are managed using market capitalisation indices. 50% of the portfolio is allocated to defensive assets such as fixed interest and cash to provide the portfolio with relatively stable returns. The fixed interest component is managed on a traditional index basis while the cash component may include money market securities, bank deposits and annuities. Allocations to asset classes will generally align to the benchmark but the option may adjust its exposure within the allocation ranges in response to changes in risk and return expectations. The portfolio aims to hedge currency risk, except for a part of the allocation to global shares.</p> <p>Important information on emerging markets risk is provided on pages 12 to 13.</p>	<p><b>Allocation</b></p>  <p><b>Benchmark (Range)</b></p> <table border="1"> <tr> <td>18.0%</td> <td>(10–30%)</td> <td>Australian shares</td> </tr> <tr> <td>24.0%</td> <td>(15–35%)</td> <td>Global shares</td> </tr> <tr> <td>4.0%</td> <td>(0–15%)</td> <td>Global property securities</td> </tr> <tr> <td>4.0%</td> <td>(0–15%)</td> <td>Global infrastructure securities</td> </tr> <tr> <td>43.0%</td> <td>(35–50%)</td> <td>Fixed interest</td> </tr> <tr> <td>7.0%</td> <td>(0–15%)</td> <td>Cash</td> </tr> </table>	18.0%	(10–30%)	Australian shares	24.0%	(15–35%)	Global shares	4.0%	(0–15%)	Global property securities	4.0%	(0–15%)	Global infrastructure securities	43.0%	(35–50%)	Fixed interest	7.0%	(0–15%)	Cash
18.0%	(10–30%)	Australian shares																		
24.0%	(15–35%)	Global shares																		
4.0%	(0–15%)	Global property securities																		
4.0%	(0–15%)	Global infrastructure securities																		
43.0%	(35–50%)	Fixed interest																		
7.0%	(0–15%)	Cash																		
<p><b>Minimum suggested timeframe</b> At least 5 years</p>																				
<p><b>Risk</b></p> 																				

## CFS Index Moderate

Moderate

<p><b>Objective<sup>1</sup></b> To provide a balance of income and capital growth over the medium-to-long term. To closely track the option's composite benchmark over rolling three-year periods before fees and taxes.</p>	<p><b>Strategy</b> The option allocates 60% of investments to growth assets such as shares, property and infrastructure securities to provide potential for capital growth. The growth assets are managed using market capitalisation indices. 40% of the portfolio is allocated to defensive assets such as fixed interest and cash to provide the portfolio with relatively stable returns. The fixed interest component is managed on a traditional index basis while the cash component may include money market securities, bank deposits and annuities. Allocations to asset classes will generally align to the benchmark but the option may adjust its exposure within the allocation ranges in response to changes in risk and return expectations. The portfolio aims to hedge currency risk, except for a part of the allocation to global shares.</p> <p>Important information on emerging markets risk is provided on pages 12 to 13.</p>	<p><b>Allocation</b></p>  <p><b>Benchmark (Range)</b></p> <table border="1"> <tr> <td>23.0%</td> <td>(15–35%)</td> <td>Australian shares</td> </tr> <tr> <td>27.0%</td> <td>(15–35%)</td> <td>Global shares</td> </tr> <tr> <td>5.0%</td> <td>(0–15%)</td> <td>Global property securities</td> </tr> <tr> <td>5.0%</td> <td>(0–15%)</td> <td>Global infrastructure securities</td> </tr> <tr> <td>35.0%</td> <td>(25–40%)</td> <td>Fixed interest</td> </tr> <tr> <td>5.0%</td> <td>(0–15%)</td> <td>Cash</td> </tr> </table>	23.0%	(15–35%)	Australian shares	27.0%	(15–35%)	Global shares	5.0%	(0–15%)	Global property securities	5.0%	(0–15%)	Global infrastructure securities	35.0%	(25–40%)	Fixed interest	5.0%	(0–15%)	Cash
23.0%	(15–35%)	Australian shares																		
27.0%	(15–35%)	Global shares																		
5.0%	(0–15%)	Global property securities																		
5.0%	(0–15%)	Global infrastructure securities																		
35.0%	(25–40%)	Fixed interest																		
5.0%	(0–15%)	Cash																		
<p><b>Minimum suggested timeframe</b> At least 5 years</p>																				
<p><b>Risk</b></p> 																				

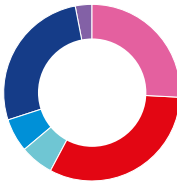
<sup>1</sup> The option's composite benchmark is shown on page 102.

<sup>2</sup> Cash may include bank deposits and/or life company annuities.



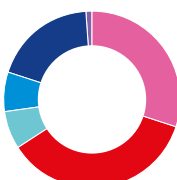
## CFS Index Balanced

Growth

<p><b>Objective<sup>1</sup></b> To provide capital growth and income over the long term. To closely track the option's composite benchmark over rolling three-year periods before fees and taxes.</p>	<p><b>Strategy</b> The option allocates 70% of investments to growth assets such as shares, property and infrastructure securities to provide potential for capital growth. The growth assets are managed using market capitalisation indices. 30% of the portfolio is allocated to defensive assets such as fixed interest and cash to provide the portfolio with relatively stable returns. The fixed interest component is managed on a traditional index basis while the cash component may include money market securities, bank deposits and annuities. Allocations to asset classes will generally align to the benchmark but the option may adjust its exposure within the allocation ranges in response to changes in risk and return expectations. The portfolio aims to hedge currency risk, except for a part of the allocation to global shares.</p> <p>Important information on emerging markets risk is provided on pages 12 to 13.</p>	<p><b>Allocation</b></p>  <p><b>Benchmark (Range)</b></p> <ul style="list-style-type: none"> <li>26.0% (15–35%) Australian shares</li> <li>32.0% (20–40%) Global shares</li> <li>6.0% (0–15%) Global property securities</li> <li>6.0% (0–15%) Global infrastructure securities</li> <li>27.0% (15–30%) Fixed interest</li> <li>3.0% (0–15%) Cash</li> </ul>
<p><b>Minimum suggested timeframe</b> At least 5 years</p>		
<p><b>Risk</b></p> 		

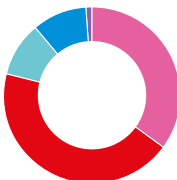
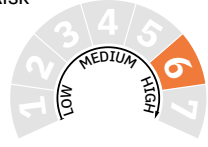
## CFS Index Growth

Growth

<p><b>Objective<sup>1</sup></b> To provide long-term capital growth with less fluctuations of returns than 'high growth' investment options. To closely track the option's composite benchmark over rolling three-year periods before fees and taxes.</p>	<p><b>Strategy</b> The option allocates 80% of investments to growth assets such as shares, property and infrastructure securities to provide potential for capital growth. The growth assets are managed using market capitalisation indices. 20% of the portfolio is allocated to defensive assets such as fixed interest and cash to provide the portfolio with relatively stable returns. The fixed interest component is managed on a traditional index basis while the cash component may include money market securities, bank deposits and annuities. Allocations to asset classes will generally align to the benchmark but the option may adjust its exposure within the allocation ranges in response to changes in risk and return expectations. The portfolio aims to hedge currency risk, except for a part of the allocation to global shares.</p> <p>Important information on emerging markets risk is provided on pages 12 to 13.</p>	<p><b>Allocation</b></p>  <p><b>Benchmark (Range)</b></p> <ul style="list-style-type: none"> <li>30.0% (20–40%) Australian shares</li> <li>36.0% (25–45%) Global shares</li> <li>7.0% (0–15%) Global property securities</li> <li>7.0% (0–15%) Global infrastructure securities</li> <li>19.0% (10–20%) Fixed interest</li> <li>1.0% (0–10%) Cash</li> </ul>
<p><b>Minimum suggested timeframe</b> At least 5 years</p>		
<p><b>Risk</b></p> 		

## CFS Index High Growth

High growth

<p><b>Objective<sup>1</sup></b> To provide long-term capital growth by investing primarily in growth assets. To closely track the option's composite benchmark over rolling three-year periods before fees and taxes.</p>	<p><b>Strategy</b> The option invests primarily in a diversified portfolio of shares and property and infrastructure securities to provide potential for capital growth. The assets are managed using market capitalisation indices. Allocations to asset classes will generally align to the benchmark but the option may adjust its exposure within the allocation ranges in response to changes in risk and return expectations. The portfolio aims to hedge currency risk, except for a part of the allocation to global shares.</p> <p>Important information on emerging markets risk is provided on pages 12 to 13.</p>	<p><b>Allocation</b></p>  <p><b>Benchmark (Range)</b></p> <ul style="list-style-type: none"> <li>35.0% (25–45%) Australian shares</li> <li>44.0% (35–55%) Global shares</li> <li>10.0% (0–20%) Global property securities</li> <li>10.0% (0–20%) Global infrastructure securities</li> <li>1.0% (0–5%) Cash</li> </ul>
<p><b>Minimum suggested timeframe</b> At least 7 years</p>		
<p><b>Risk</b></p> 		

<sup>1</sup> The option's composite benchmark is shown on page 102.



## CFS Index Australian Bond

Australian fixed interest

### Objective

To closely track the Bloomberg AusBond Composite 0+Yr Index with the aim of generating returns (before taxes and fees and assuming income is reinvested) comparable to the Australian bond market, as measured by that benchmark, over rolling one-year periods.

### Minimum suggested timeframe

At least 3 years

### Risk



### Strategy

The option is a passively managed portfolio of bonds which is designed to replicate the benchmark's performance and risk characteristics.

### Allocation



## CFS Index Global Bond

Diversified fixed interest

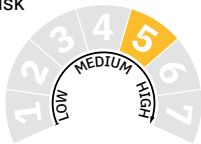
### Objective

To closely track the Bloomberg Global Aggregate Index, hedged to Australian dollars, with the aim of generating returns (before taxes and fees and assuming income is reinvested) comparable to global government bond markets as measured by that benchmark over rolling one-year periods.

### Minimum suggested timeframe

At least 3 years

### Risk



### Strategy

Detailed risk analysis is used to design a portfolio of bonds which provides the greatest likelihood of matching the performance of the Bloomberg Global Aggregate Index, hedged to Australian dollars. This option aims to hedge currency risk.

### Allocation



## CFS Index Australian Share

Australian share

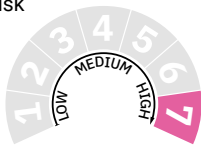
### Objective

To closely track the S&P/ASX 300 Accumulation Index with the aim of generating returns (before taxes and fees and assuming income is reinvested) comparable to the Australian sharemarket as measured by that benchmark over rolling one-year periods.

### Minimum suggested timeframe

At least 7 years

### Risk



### Strategy

Detailed risk analysis is used to design a portfolio of shares which provides the greatest likelihood of matching the performance of the S&P/ASX 300 Accumulation Index. All shares in this option are maintained within a very close margin to their weight in the Index. The option predominantly invests in Australian companies and therefore does not hedge currency risk.

### Allocation



## CFS Index Global Share

Global share

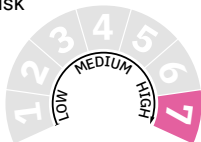
### Objective

To closely track the MSCI All Country World Ex-Australia Equities Index (unhedged in AUD) with the aim of generating returns (before taxes and fees and assuming income is reinvested) comparable to the world sharemarkets as measured by that benchmark (unhedged) over rolling one-year periods.

### Minimum suggested timeframe

At least 7 years

### Risk



### Strategy

Detailed risk analysis is used to design a portfolio of shares which provides the greatest likelihood of matching the performance of the MSCI All Country World Ex-Australia Equities Index (unhedged in AUD). This option does not hedge currency risk.

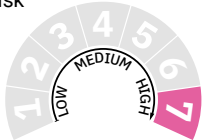
Important information on emerging markets risk is provided on pages 12 to 13.

### Allocation



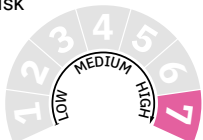
## CFS Index Global Share – Hedged<sup>1</sup>

Global share

<p><b>Objective</b> To closely track the MSCI All Country World Ex-Australia Equities Index, with the aim of generating returns (before taxes and fees and assuming income is reinvested) comparable to the world sharemarkets as measured by that benchmark (hedged) over rolling one-year periods.</p>	<p><b>Strategy</b> Detailed risk analysis is used to design a portfolio of shares which provides the greatest likelihood of matching the performance of the MSCI All Country World Ex-Australia Equities Index (100% hedged to AUD). This option aims to hedge currency risk.  Important information on emerging markets risk is provided on pages 12 to 13.</p>
<p><b>Minimum suggested timeframe</b> At least 7 years</p>	<p><b>Allocation</b></p> <p>0% ————— Range ————— 100%</p> <p>95–100%</p> <p>0–5%</p> <p><b>Benchmark</b> 100% Global shares 0% Cash</p>
<p><b>Risk</b></p> 	

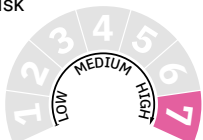
## CFS Index Property Securities

Australian property and infrastructure securities

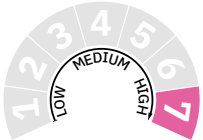
<p><b>Objective</b> To closely track the S&amp;P/ASX 200 A-REIT Accumulation Index with the aim of generating returns (before taxes and fees and assuming income is reinvested) comparable to the listed property sector of the Australian sharemarket, as measured by that benchmark over rolling one-year periods.</p>	<p><b>Strategy</b> Detailed risk analysis is used to design a portfolio of property securities which provides the greatest likelihood of matching the performance of the S&amp;P/ASX 200 A-REIT Accumulation Index. All securities in this option are maintained within a very close margin to their weight in the Index. The option predominantly invests in Australian property securities and therefore does not hedge currency risk.</p>
<p><b>Minimum suggested timeframe</b> At least 7 years</p>	<p><b>Allocation</b></p> <p>0% ————— Range ————— 100%</p> <p>95–100%</p> <p>0–5%</p> <p><b>Benchmark</b> 100% Property securities 0% Cash</p>
<p><b>Risk</b></p> 	

## CFS Index Global Property Securities

Global property and infrastructure securities

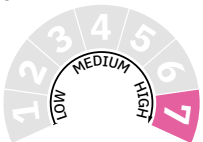
<p><b>Objective</b> To closely track the FTSE EPRA/NAREIT Developed ex Australia Rental Index NTR, hedged to Australian dollars, with the aim of generating returns (before taxes and fees and assuming income is reinvested) comparable to listed global property markets as measured by that benchmark over rolling one-year periods.</p>	<p><b>Strategy</b> Detailed risk analysis is used to design a portfolio of shares which provides the greatest likelihood of matching the performance of the FTSE EPRA/NAREIT Developed Rental Index ex Australia rental index NTR, hedged to Australian dollars. This option aims to hedge currency risk.</p>
<p><b>Minimum suggested timeframe</b> At least 7 years</p>	<p><b>Allocation</b></p> <p>0% ————— Range ————— 100%</p> <p>95–100%</p> <p>0–5%</p> <p><b>Benchmark</b> 100% Global property securities 0% Cash</p>
<p><b>Risk</b></p> 	

<sup>1</sup> Hedged means the option aims to hedge currency exposure.

<p><b>Objective</b> To closely track the FTSE Developed Core Infrastructure Index, hedged to Australian dollars with the aim of generating returns (before taxes and fees and assuming income is reinvested) comparable to listed global property markets as measured by that benchmark over rolling one-year periods.</p>	<p><b>Strategy</b> Detailed risk analysis is used to design a portfolio of shares which provides the greatest likelihood of matching the performance of the FTSE Developed Core Infrastructure Index, hedged to Australian dollars. This option aims to hedge currency risk.</p>
<p><b>Minimum suggested timeframe</b> At least 7 years</p>	<p><b>Allocation</b></p> <p>0% ————— Range ————— 100%</p> <p>95–100%</p> <p>0–5%</p> <p><b>Benchmark</b> 100% Global infrastructure securities 0% Cash</p>
<p><b>Risk</b></p> 	

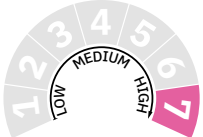
CFS Geared Index Australian Share

Geared

<p><b>Objective</b> To magnify long-term capital growth by borrowing to invest in predominantly Australian companies. The option aims to outperform the S&amp;P/ASX 100 Accumulation Index over rolling seven-year periods before fees and taxes.</p>	<p><b>Strategy</b> This option uses detailed risk analysis to design a portfolio of shares that provides the greatest likelihood of matching the performance of the S&amp;P/ASX 100 Accumulation Index. All shares in this option are maintained within a very close margin to their weight in the index. The option predominantly invests in Australian companies and therefore does not hedge currency risk. The option utilises gearing to magnify returns from underlying investments.</p>
<p><b>Minimum suggested timeframe</b> At least 7 years</p>	<p><b>Allocation</b></p> <p>0% ————— Range ————— 100%</p> <p>90–100%</p> <p>0–10%</p> <p><b>Benchmark</b> 100% Australian shares 0% Cash</p>
<p><b>Risk</b></p> 	

CFS Geared Index Global Share

Geared

<p><b>Objective</b> To magnify long-term capital growth by borrowing to invest in a diversified portfolio of global shares. The option aims to outperform the MSCI All Country World (ex-Australia) Index in Australian dollar terms over rolling seven-year periods before fees and taxes.</p>	<p><b>Strategy</b> This option uses detailed risk analysis to design a portfolio of shares that provides the greatest likelihood of matching the performance of the MSCI All Country World (ex Australia) Index. The option utilises gearing (borrowing) to magnify returns from underlying investments. The option does not hedge investors' capital but may hedge up to 100% of the currency exposure relating to the borrowings. Important information on emerging markets risk is provided on pages 12 to 13.</p>
<p><b>Minimum suggested timeframe</b> At least 7 years</p>	<p><b>Allocation</b></p> <p>0% ————— Range ————— 100%</p> <p>90–100%</p> <p>0–10%</p> <p><b>Benchmark</b> 100% Global shares 0% Cash</p>
<p><b>Risk</b></p> 	

# Other Multi-Sector options

## Acadian Defensive Income

Alternative income

### Objective

To provide investment returns in excess of the Reserve Bank of Australia cash rate over rolling three-year periods before fees and taxes, with a relatively low degree of volatility. This will be achieved by combining cash and fixed interest investments with long and short equity holdings chosen using Acadian Australia's equity investment process. Sophisticated portfolio construction techniques will be used to implement this in a way that limits equity market exposure.

### Minimum suggested timeframe

At least 3 years

### Risk



### Strategy

The option's strategy is to adopt an active approach to managing a portfolio of money market and fixed income securities along with stocks listed on the Australian Securities Exchange. The majority of assets will be actively invested in high quality money market securities with short duration. The option will then seek to enhance returns by taking long and short positions in securities generally listed on the Australian Securities Exchange. Acadian will dynamically manage the exposure of the long/short component of the portfolio, with the net market exposure being typically close to 0%. The long/short structure aims to minimise equity market risk whilst benefiting from franking credits and Acadian Australia's sophisticated analytical models for stock selection. Important information on short selling risk is provided on page 12.

### Allocation



### Benchmark

0% Australian shares  
100% Cash and fixed interest

## Pendal Monthly Income Plus

Alternative income

### Objective

The option aims to provide a return (before fees and taxes) that exceeds the Reserve Bank of Australia cash rate over rolling three-year periods while allowing for some capital growth to reduce the impact of inflation.

### Minimum suggested timeframe

At least 5 years

### Risk



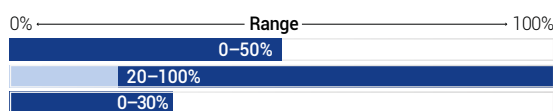
### Strategy

This option is designed for investors who want the potential for regular income and some long-term capital growth. The option invests in a number of income generating strategies across the fixed interest, shares and cash asset classes.

Pendal's investment process is designed to provide a flexible approach to asset allocation. This is aimed at preserving capital and minimising the occurrence of adverse income outcomes.

Derivatives may be used to reduce risk and can act as a hedge against adverse movements in a particular market and/or in the underlying assets. Derivatives can also be used to gain exposure to assets and markets. The option does not hedge currency risk.

### Allocation



### Benchmark

N/A Cash  
N/A Fixed interest  
N/A Australian shares

## AZ Sestante Conservative

Conservative

### Objective

To provide relatively stable returns over the medium term with the potential for some long-term capital growth. To deliver a return in excess of CPI plus 2% per annum over rolling three-year periods before fees and taxes.

### Minimum suggested timeframe

At least 3 years

### Risk

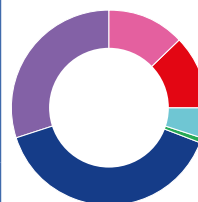


### Strategy

The option's broad asset allocation is to be 30% exposed to growth assets such as shares, property and infrastructure securities and 70% to defensive assets such as fixed interest and cash. The actual asset allocation will vary from this, as the manager uses a tactical asset allocation approach to optimise expected risk and return outcomes for the portfolio. In order to provide additional diversification, the portfolio is allocated across a number of leading investment managers. The option may hedge its currency exposure.

Important information on emerging markets risk is provided on pages 12 to 13.

### Allocation



### Ranges

3% – 23% Australian shares  
2% – 22% Global shares  
1% – 15% Property and infrastructure securities  
0% – 10% Alternatives  
30% – 50% Fixed income  
20% – 40% Cash

## Context Capital Short Term

Conservative

<p><b>Objective</b> To achieve a return of CPI +1.0% per annum, after fees and costs and before taxes, over rolling three-year periods, while aiming to minimise the incidence of negative returns greater than 5% over any 12-month period.</p>	<p><b>Strategy</b> The option will be invested with the following investment philosophy; quality focused; rebalancing adds value; active when its exceptional; keep it simple; buckets work best; use relevant measures of risk and value for money.</p>	<p><b>Allocation</b></p>
<p><b>Minimum suggested timeframe</b> At least 3 years</p>	<p>The option will be invested across a diverse mix of asset classes including Australian and International equities, property, infrastructure, fixed interest, alternative investments, and cash. Investment exposure will be obtained through ASX listed exchange traded products and managed funds. The option has been purpose built around the investment philosophy above and to be part of a bucketing approach to managing wealth. This option is designed to be used for short term spending requirements. The option may hedge some of its currency risk.</p>	<p><b>Benchmark (Range)</b></p> <ul style="list-style-type: none"> <li>7.5% (0–25%) Australian shares</li> <li>7.5% (0–25%) Global shares</li> <li>6.0% (0–25%) Property and infrastructure securities</li> <li>54.0% (20–100%) Fixed income</li> <li>25.0% (10–50%) Cash</li> </ul>
<p><b>Risk</b></p>	<p>Important information on emerging markets risk is provided on pages 12 to 13.</p>	

## First Sentier Conservative

Conservative

<p><b>Objective<sup>1</sup></b> To provide long-term capital preservation with an income focus. The option aims to outperform the composite benchmark over rolling three-year periods before fees and taxes.</p>	<p><b>Strategy</b> The option's broad asset allocation is to be 30% invested in growth assets (shares and property securities) and 70% in defensive assets (fixed interest and cash). Allocations are reviewed regularly although a reallocation is only considered in response to a fundamental change in long-term expectations or market demand. The option aims to add value through a disciplined approach to the selection of the investments held by the option. Derivatives may be used for risk management. The option may hedge some or all of its currency exposure.</p>	<p><b>Allocation</b></p>
<p><b>Minimum suggested timeframe</b> At least 3 years</p>	<p>Important information on emerging markets risk is provided on pages 12 to 13.</p>	<p><b>Benchmark (Range)</b></p> <ul style="list-style-type: none"> <li>15% (10–20%) Australian shares</li> <li>10% (5–15%) Global shares</li> <li>5% (0–10%) Property securities</li> <li>70% (60–80%) Fixed interest and cash</li> </ul>
<p><b>Risk</b></p>		

## Perpetual Conservative Growth

Conservative

<p><b>Objective<sup>1</sup></b> To provide moderate growth over the medium term and income through investment in a diversified portfolio with an emphasis on cash and fixed income securities. The option aims to outperform CPI + 3.5% pa (before fees and taxes) over at least two-year periods and to outperform its composite benchmark over rolling three-year periods before fees and taxes.</p>	<p><b>Strategy</b> Perpetual invests in a diverse mix of growth, defensive and other assets with a focus on cash, enhanced cash and fixed income securities. Tactical asset allocation strategies may be applied, which involves the option adjusting its exposure to asset classes on a regular basis within the allocation ranges. Currency is managed at the option level, taking into account currency exposure arising from underlying investments. Currency management is used to either hedge currency for an existing position or create an exposure to a foreign currency. Exposure to foreign currency will be limited to 50% of the gross asset value of the option. Derivatives and exchange traded funds may be used.</p>	<p><b>Allocation</b></p>
<p><b>Minimum suggested timeframe</b> At least 3 years</p>	<p>Important information on emerging markets risk is provided on pages 12 to 13.</p>	<p><b>Benchmark (Range)</b></p> <ul style="list-style-type: none"> <li>11.0% (0–25%) Australian shares<sup>2</sup></li> <li>10.0% (0–20%) Global shares<sup>3</sup></li> <li>4.0% (0–10%) Property securities</li> <li>56.0% (15–65%) Fixed income</li> <li>7.0% (5–55%) Cash and enhanced cash</li> <li>12.0% (0–30%) Alternatives</li> </ul>
<p><b>Risk</b></p>		

<sup>1</sup> This option's composite benchmark is shown on page 102.

<sup>2</sup> The Australian shares asset allocation primarily invests in Australian listed shares, and may have up to 20% exposure to stocks outside of Australia.

<sup>3</sup> The allocation to Global shares may include exposure to emerging markets.

## AZ Sestante Diversified

Moderate

### Objective

To provide relatively stable returns over the medium term with the potential for some long-term capital growth. To deliver a return in excess of CPI plus 3.5% per annum over rolling five-year periods before fees and taxes.

### Minimum suggested timeframe

At least 5 years

### Risk

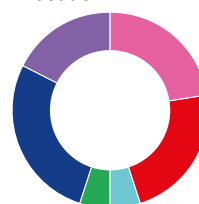


### Strategy

The option's broad asset allocation is to be 55% exposed to growth assets such as shares, property and infrastructure securities and 45% to defensive assets such as fixed interest and cash. The actual asset allocation will vary from this, as the manager uses a tactical asset allocation approach to optimise expected risk and return outcomes for the portfolio. In order to provide additional diversification, the portfolio is allocated across a number of leading investment managers. The option may hedge its currency exposure.

Important information on emerging markets risk is provided on pages 12 to 13.

### Allocation



#### Ranges

7.5% – 37.5%	Australian shares
7.5% – 37.5%	Global shares
1.0% – 25.0%	Property and infrastructure securities
0.0% – 20.0%	Alternatives
12.5% – 42.5%	Fixed income
5.0% – 30.0%	Cash

## Context Capital Medium Term

Moderate

### Objective

To achieve a return of CPI + 2.0% per annum, after fees and costs and before taxes, over rolling five-year periods, while aiming to minimise the incidence of negative returns greater than 10% over any 12-month period.

### Minimum suggested timeframe

At least 5 years

### Risk



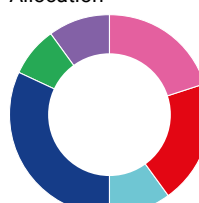
### Strategy

The option will be invested with the following investment philosophy; quality focused; rebalancing adds value; active when its exceptional; keep it simple; buckets work best; use relevant measures of risk and value for money.

The option will be invested across a diverse mix of asset classes including Australian and International equities, property, infrastructure, fixed interest, alternative investments, and cash. Investment exposure will be obtained through ASX listed exchange traded products and managed funds. The option has been purpose built around the investment philosophy above and to be part of a bucketing approach to managing wealth. This option is designed to be used for medium term spending requirements. The option may hedge some of its currency risk.

Important information on emerging markets risk is provided on pages 12 to 13.

### Allocation



#### Benchmark (Range)

20.0%	(5–40%)	Australian shares
20.0%	(5–40%)	Global shares
10.0%	(0–25%)	Property and infrastructure securities
32.0%	(0–65%)	Fixed income
8.0%	(0–20%)	Alternatives
10.0%	(0–30%)	Cash

## Evidentia Medium Term

Moderate

### Objective

The option has a primary objective to preserve capital over a rolling three-year period and a secondary objective to exceed a return of CPI+2.0% per annum over this period, after fees and before taxes.

### Minimum suggested timeframe

At least 5 years

### Risk



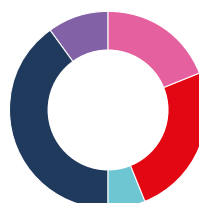
### Strategy

The option is actively managed using a dynamic approach to asset allocation. The strategic asset allocation aims to have exposure to 50% growth assets and 50% defensive assets. The strategy is designed to provide a funding source for medium term cashflow requirements (three to seven years).

The option is managed with the aim of providing a higher level of downside protection relative to the benchmark and capital preservation over the investment time horizon. Capital preservation however is not guaranteed. Manager selection is then based on two distinct steps. Firstly, the efficiency of each asset class is assessed to determine whether active or passive investments are used. Secondly, managers are assessed on a quantitative and qualitative basis, selecting managers that are believed to best meet the investment objective. Managers are selected based on their perceived ability to generate excess returns over the benchmark and their ability to provide downside protection in down markets. The option may hedge some of its currency risk.

Important information on emerging markets risk is provided on pages 12 to 13.

### Allocation



#### Benchmark (Range)

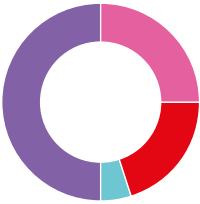
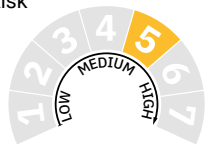
19%	(5–35%)	Australian shares
25%	(10–40%)	Global shares
6%	(0–20%)	Property and infrastructure securities
0%	(0–30%)	Alternatives
0%	(0–30%)	Diversified
40%	(10–65%)	Fixed income
10%	(0–40%)	Cash

1 This option's composite benchmark is shown on page 102.



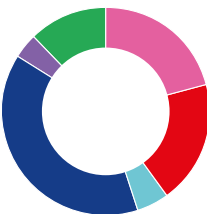

## First Sentier Balanced

Moderate

<p><b>Objective<sup>1</sup></b> To provide long-term capital growth and income. The option aims to outperform the composite benchmark over rolling three-year periods before fees and taxes.</p>	<p><b>Strategy</b> The option's broad asset allocation is to be 50% invested in growth assets (shares and property securities) and 50% in defensive assets (fixed interest and cash). Allocations are reviewed regularly although a reallocation is only considered in response to a fundamental change in long-term expectations or market demand. The option aims to add value through a disciplined approach to the selection of the investments held by the option. Derivatives may be used for risk management. The option may hedge some or all of its currency exposure. Important information on emerging markets risk is provided on pages 12 to 13.</p>	<p><b>Allocation</b></p>  <p><b>Benchmark (Range)</b></p> <ul style="list-style-type: none"> <li>25% (20–30%) Australian shares</li> <li>20% (15–25%) Global shares</li> <li>5% (0–10%) Property securities</li> <li>50% (40–60%) Fixed interest and cash</li> </ul>
<p><b>Minimum suggested timeframe</b> At least 5 years</p>		
<p><b>Risk</b></p> 		

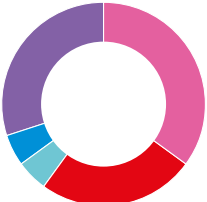
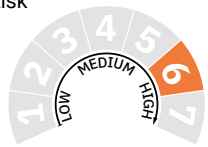
## Perpetual Diversified Growth

Moderate

<p><b>Objective<sup>1</sup></b> To provide long-term capital growth and regular income through investment in a diversified portfolio of growth and income assets. The option aims to outperform CPI + 4.5% p.a. (before fees and taxes) over at least three-year periods and to outperform its composite benchmark over rolling three-year periods before fees and taxes.</p>	<p><b>Strategy</b> Perpetual invests in a diverse mix of growth, defensive and other assets. Tactical asset allocation strategies may be applied, which involves the option adjusting its exposure to asset classes on a regular basis within the allocation ranges. Currency is managed at the option level, taking into account currency exposure arising from underlying investments. Currency management is used to either hedge currency for an existing position or create an exposure to a foreign currency. Exposure to foreign currency will be limited to 50% of the gross asset value of the option. Derivatives and exchange traded funds may be used. Important information on emerging markets risk is provided on pages 12 to 13.</p>	<p><b>Allocation</b></p>  <p><b>Benchmark (Range)</b></p> <ul style="list-style-type: none"> <li>21.0% (10–35%) Australian shares<sup>2</sup></li> <li>19.0% (10–30%) Global shares<sup>3</sup></li> <li>5% (0–15%) Property securities</li> <li>39% (10–55%) Fixed income</li> <li>4% (0–30%) Cash and enhanced cash</li> <li>12% (0–30%) Alternatives</li> </ul>
<p><b>Minimum suggested timeframe</b> At least 5 years</p>		
<p><b>Risk</b></p> 		

## First Sentier Diversified

Growth

<p><b>Objective<sup>1</sup></b> To provide long-term capital growth. The option aims to outperform the composite benchmark over rolling three-year periods before fees and taxes.</p>	<p><b>Strategy</b> The option's broad asset allocation is to be 70% invested in growth assets (shares and property and global infrastructure securities) and 30% in defensive assets (fixed interest and cash). Allocations are reviewed regularly although a reallocation is only considered in response to a fundamental change in long-term expectations or market demand. The option aims to add value through a disciplined approach to the selection of the investments held by the option. Derivatives may be used for risk management. The option may hedge some or all of its currency exposure. Important information on emerging markets risk is provided on pages 12 to 13.</p>	<p><b>Allocation</b></p>  <p><b>Benchmark (Range)</b></p> <ul style="list-style-type: none"> <li>35% (30–40%) Australian shares</li> <li>25% (20–30%) Global shares</li> <li>5% (0–10%) Property securities</li> <li>5% (0–10%) Global infrastructure securities</li> <li>30% (20–40%) Fixed interest and cash</li> </ul>
<p><b>Minimum suggested timeframe</b> At least 5 years</p>		
<p><b>Risk</b></p> 		

<sup>1</sup> This option's composite benchmark is shown on page 102.

<sup>2</sup> The Australian shares asset allocation primarily invests in Australian listed shares, and may have up to 20% exposure to stocks outside of Australia.

<sup>3</sup> The allocation to global shares may include exposure to emerging markets.



**Objective<sup>1</sup>**  
The option aims to provide a return (before fees and expenses) that exceeds the option's composite benchmark over rolling three-year periods.

**Minimum suggested timeframe**  
At least 5 years

**Risk**

**Strategy**  
This option is designed for investors who want the potential for long term capital growth and income, diversification across a broad range of asset classes and are prepared to accept some variability of returns. Sustainable and ethical investment practices are incorporated into the Australian and international shares, Australian fixed interest and alternative investments components of the option to avoid exposure to companies and issuers with activities or practices Pendal considers to negatively impact the environment or society. Ethical screens are not applied to property, government securities, cash or derivatives. The use of equity index futures and other derivatives may result in the option having indirect exposure to the excluded companies and/or issuers from time to time.

The Australian and international shares, Australian fixed interest and alternatives component of the option will not invest in companies and issuers which directly produce tobacco (including e-cigarettes and inhalers); or manufacture controversial weapons (including cluster munitions, landmines, biological or chemical weapons, nuclear weapons, depleted uranium weapons, blinding laser weapons, incendiary weapons, and/or non-detectable fragments).

Additional ethical screens are applied differently across these asset classes:

**Australian Shares**

The Australian shares component will not invest in companies directly involved in the supply of goods or services specifically related to controversial weapons, exploration, extraction or refinement of fossil fuels (specifically coal, oil and gas), manufacture, ownership or operation of gambling facilities, gaming services or other forms of wagering, produce pornography, manufacture of non-controversial weapons or armaments, produce alcoholic beverages, directly undertake animal testing for cosmetic products or live animal export, directly provide products or services with lending practices that are unfair or deceptive, breaches and misconduct.

The Australian shares component will also not invest in companies directly involved in any of the following activities, where such activities account for 10% or more gross revenue: fossil fuel-based power generation, fossil fuel refinement or distribution (coal, oil and gas)<sup>2</sup>, provision of supplies or services which relate specifically to fossil fuel extraction or exploration (coal, oil and gas)<sup>2</sup>, directly mining uranium for the purpose of nuclear power generation, unsustainable forestry or forest products, including non-Forest Stewardship Council certified forest products or non-Roundtable on Sustainable Palm Oil certified palm oil production, indirect provision of gambling, distribution or retailing of pornography, distribution or retailing of non-controversial weapons or armaments; or supply of goods or services specifically related to non-controversial weapons or armaments, distribution or retailing of alcoholic beverages and distribution of tobacco (including e-cigarettes and inhalers) or supply of goods or services specifically related to the tobacco industry.

**International Shares**

The international shares component will not invest in companies directly involved in any of the following activities, where such activities account for 10% or more of a company or issuer's gross revenue directly: involved in the generation of electric power from coal<sup>2</sup> or oil<sup>2</sup>, extraction or mining of thermal coal<sup>2</sup>, extraction of oil<sup>2</sup>, production of alcoholic beverages, manufacture, ownership or operation of gambling facilities, gaming services or other forms of wagering, manufacture of non-controversial weapons or armaments, manufacture or distribution of pornography.

**Australian Fixed Interest**

The Australian fixed interest component will not invest in issuers directly involved in the exploration, extraction or refinement of fossil fuels (specifically coal, oil and gas), production of alcohol, manufacture or provision of gaming facilities, manufacture of non-controversial weapons or armaments, manufacture of pornography, direct mining of uranium for the purpose of weapons manufacturing, predatory lending.

**Alternatives**

The alternative component will not invest in companies or issuers directly involved in any of the following activities, where such activities account for 10% or more of a company or issuer's gross revenue directly: involved in the production of alcoholic beverages, manufacture, ownership or operation of gambling facilities, gaming services or other forms of wagering, manufacture of non-controversial weapons or armaments, manufacture or distribution of pornography; direct mining of uranium for the purpose of nuclear power generation, extraction of thermal coal and oil sands production.

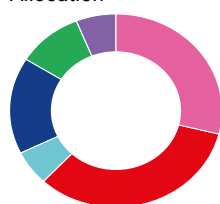
Important information on emerging markets risk is provided on pages 12 to 13.

Pendal actively engages with the management of the companies and issuers they invest in to manage risk, effect change and realise potential value over the long term.

The option may hedge a portion of its currency exposure. The option may use derivatives to achieve its investment objective and to gain exposure to assets and markets. Derivatives may also be used to reduce risk and can act as a hedge against adverse movements in a particular market and/or in the underlying assets.

This option considers aspects of ESG factors as part of its investment strategy. Refer to the Reference Guide – Sustainable Funds for more information.

**Allocation**



Benchmark (Range)	
29%	(20–40%) Australian shares
33%	(20–40%) Global shares
6%	(0–10%) Australian property securities
16%	(0–25%) Australian fixed interest
10%	(0–20%) Alternative investments
6%	(0–20%) Cash

<sup>1</sup> This option's composite benchmark is shown on page 103.

<sup>2</sup> Companies with a climate transition plan may be exempted from this exclusion, provided that they have in place a Paris Agreement aligned transition plan and produce climate-related financial disclosures annually, which in both cases Pendal considers credible.

**Objective<sup>1</sup>**

To provide long-term capital growth and income through investment in a diversified portfolio with an emphasis on Australian and international share investments. The option aims to outperform CPI + 5% pa (before fees and taxes) over at least five-year periods and to outperform its composite benchmark over rolling three-year periods before fees and taxes.

**Minimum suggested timeframe**

At least 5 years

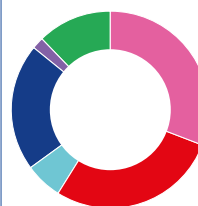
**Risk**



**Strategy**

Perpetual invests in a diverse mix of growth, defensive and other assets with a focus on Australian and international shares. Tactical asset allocation strategies may be applied, which involves the option adjusting its exposure to asset classes on a regular basis within the allocation ranges. Currency is managed at the option level, taking into account currency exposure arising from underlying investments. Currency management is used to either hedge currency for an existing position or create an exposure to a foreign currency. Exposure to foreign currency will be limited to 50% of the gross asset value of the option. Important information on emerging markets risk is provided on pages 12 to 13.

**Allocation**



**Benchmark (Range)**

- 31% (10–50%) Australian shares<sup>2</sup>
- 28% (10–50%) Global shares<sup>3</sup>
- 6% (0–15%) Property securities
- 21% (0–45%) Fixed income
- 2% (0–30%) Cash and enhanced cash
- 12% (0–30%) Alternatives

Drummond Dynamic Plus

**Objective**

The investment objective of the option is to exceed a return of 8% p.a. over five-year rolling periods before fees and taxes with equity-like volatility.

**Minimum suggested timeframe**

At least 5 years

**Risk rating**



**Strategy**

The option is a dynamically managed, global multi-asset strategy and seeks to provide investors with an attractive return in a low return world by capturing equity beta combined with Drummond’s proven tactical asset allocation process across liquid markets such as equities, bonds, credit and alternatives. Typically, the option will be diversified across asset classes, seeking diversified sources of return and reducing drawdown risk. The Manager expects most of the option’s return to be generated from long term exposure to traditional market betas. The option may hedge a portion of its currency exposure and may use derivatives to achieve its investment objective and to gain exposure to assets and markets. Derivatives may also be used to reduce risk and can act as a hedge against adverse movements in a particular market and/or in the underlying assets. The option may use leverage in order to contribute meeting the investment objective.

The option gains exposure by investing in the underlying Drummond Dynamic Plus Fund via buying and selling units.

This option has been identified as a ‘complex’ option. Accordingly, for this option, we have provided further disclosure and reporting prescribed by ASIC, as outlined in the PDS for the product you wish to invest in or are otherwise considering. This information is provided in the Reference Guide – Complex Funds, available at [cfs.com.au/complex](http://cfs.com.au/complex) or by calling 13 13 36.

**Allocation**

0%	Range	100%	Benchmark
		0–100%	N/A Australian shares
		0–100%	N/A Global shares
	0–50%		N/A Property & infrastructure securities
	0–50%		N/A Alternatives
		0–100%	N/A Global fixed income
		0–100%	N/A Corporate bonds
		0–100%	N/A Cash & Derivatives

**Note:** Net asset allocation ranges. Asset allocations may be greater than these ranges on a gross basis. The allocation definitions are standardised for the FirstChoice PDS, Drummond Capital Partners does not formally define asset class exposure in their IM in the same way, however have provided the ranges for the purposes of the FirstChoice PDS.

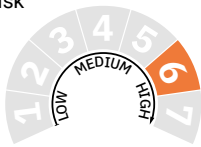
1 This option’s composite benchmark is shown on page 103.

2 The Australian shares asset allocation primarily invests in Australian listed shares, and may have up to 20% exposure to stocks outside of Australia.

3 The allocation to global shares may include exposure to emerging markets.

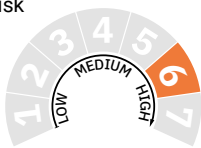
## Perpetual Diversified Real Return

Diversified real return

<p><b>Objective</b></p> <p>The option aims to target a pre-tax return of inflation plus 5% per annum (before fees and taxes) above the All Groups Consumer Price Index (CPI) over rolling five-year periods, while minimising downside risk.</p>	<p><b>Strategy</b></p> <p>The option will invest in a diversified range of asset classes. The combination of assets held by the option at any time are those which Perpetual believe provide the greatest probability of achieving the target return over rolling five-year periods. Perpetual may adjust the option's asset allocation to respond to changing market conditions and/or to take advantage of new opportunities.</p> <p>In managing the option to meet its investment objective, the option may implement a considerable amount of its exposures via derivatives and may include alternative and private market assets.</p>														
<p><b>Minimum suggested timeframe</b></p> <p>At least 5 years</p>	<p>Currency is managed at the option level, taking into account currency exposure arising from underlying investments. Currency management is used to either hedge currency for an existing position or create an exposure to a foreign currency. Net foreign currency exposure will be limited to 50% of the gross asset value of the option.</p> <p>Important information on emerging markets risk is provided on pages 12 to 13.</p>														
<p><b>Risk</b></p> 	<p><b>Allocation</b></p> <table border="1"> <thead> <tr> <th>Range</th> <th>Benchmark</th> </tr> </thead> <tbody> <tr> <td>0-50%</td> <td>N/A Australian shares<sup>1</sup></td> </tr> <tr> <td>0-50%</td> <td>N/A Global shares<sup>1</sup></td> </tr> <tr> <td>0-15%</td> <td>N/A Property securities</td> </tr> <tr> <td>0-15%</td> <td>N/A Commodities</td> </tr> <tr> <td>0-100%</td> <td>N/A Fixed income and credit</td> </tr> <tr> <td>0-100%</td> <td>N/A Cash</td> </tr> </tbody> </table>	Range	Benchmark	0-50%	N/A Australian shares <sup>1</sup>	0-50%	N/A Global shares <sup>1</sup>	0-15%	N/A Property securities	0-15%	N/A Commodities	0-100%	N/A Fixed income and credit	0-100%	N/A Cash
Range	Benchmark														
0-50%	N/A Australian shares <sup>1</sup>														
0-50%	N/A Global shares <sup>1</sup>														
0-15%	N/A Property securities														
0-15%	N/A Commodities														
0-100%	N/A Fixed income and credit														
0-100%	N/A Cash														

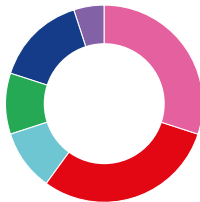
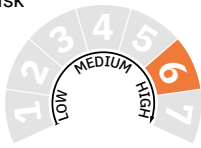
## Schroder Real Return

Diversified real return

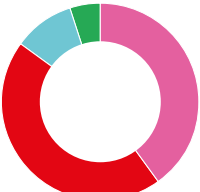
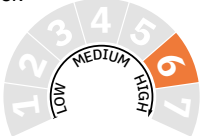
<p><b>Objective</b></p> <p>To deliver an investment return of 5% pa before fees and taxes above inflation over rolling three-year periods. Inflation is defined as the Reserve Bank of Australia's Trimmed Mean, as published by the Australian Bureau of Statistics.</p>	<p><b>Strategy</b></p> <p>Schroder Real Return has an objective based multi-asset investment strategy which uses a dynamic approach to asset allocation to take full advantage of the opportunities presented in the market. The diverse nature of the option's investment universe and broad investment ranges ensures that it has the flexibility to effectively and efficiently allocate to and select those assets that in combination target the greatest probability of achieving the option's investment objective in all market environments.</p> <p>The option may also use derivatives and active currency management as part of the overall investment strategy. Important information on emerging markets risk is provided on pages 12 to 13.</p>								
<p><b>Minimum suggested timeframe</b></p> <p>At least 5 years</p>	<p><b>Allocation</b></p> <table border="1"> <thead> <tr> <th>Range</th> <th>Benchmark</th> </tr> </thead> <tbody> <tr> <td>0-100%</td> <td>N/A Cash, cash equivalents and investment grade securities</td> </tr> <tr> <td>0-75%</td> <td>N/A Australian and global high yield, emerging market debt and Asian bonds</td> </tr> <tr> <td>0-75%</td> <td>N/A Australian and global shares and property securities</td> </tr> </tbody> </table>	Range	Benchmark	0-100%	N/A Cash, cash equivalents and investment grade securities	0-75%	N/A Australian and global high yield, emerging market debt and Asian bonds	0-75%	N/A Australian and global shares and property securities
Range	Benchmark								
0-100%	N/A Cash, cash equivalents and investment grade securities								
0-75%	N/A Australian and global high yield, emerging market debt and Asian bonds								
0-75%	N/A Australian and global shares and property securities								
<p><b>Risk</b></p> 									

## AZ Sestante Growth

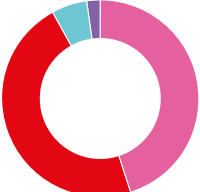
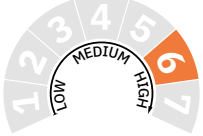
High growth

<p><b>Objective</b></p> <p>To provide long-term capital growth by investing in growth assets. To deliver a return in excess of CPI plus 4.5% per annum over rolling five-year periods before fees and taxes.</p>	<p><b>Strategy</b></p> <p>The option's broad asset allocation is to be 80% exposed to growth assets such as shares, property and infrastructure securities and 20% to defensive assets such as fixed interest and cash. The actual asset allocation will vary from this, as the manager uses a tactical asset allocation approach to optimise expected risk and return outcomes for the portfolio. In order to provide additional diversification, the portfolio is allocated across a number of leading investment managers. The option may hedge its currency exposure.</p> <p>Important information on emerging markets risk is provided on pages 12 to 13.</p>	<p><b>Allocation</b></p>  <p><b>Ranges</b></p> <ul style="list-style-type: none"> <li>25% – 45% Australian shares</li> <li>25% – 45% Global shares</li> <li>1% – 20% Property and infrastructure securities</li> <li>0% – 20% Alternatives</li> <li>5% – 25% Fixed income</li> <li>0% – 15% Cash</li> </ul>
<p><b>Minimum suggested timeframe</b></p> <p>At least 7 years</p>		
<p><b>Risk</b></p> 		



<sup>1</sup> Global shares may include some exposure to Australian shares and vice versa. The combined exposure to Australian and international shares is subject to a maximum of 70%.

<p><b>Objective</b> To achieve a return of CPI + 4.5% per annum, after fees and costs and before taxes, over rolling five-year periods, while aiming to minimise the incidence of negative returns greater than 20% over any 12-month period.</p>	<p><b>Strategy</b> The option will be invested with the following investment philosophy; quality focused; rebalancing adds value; active when its exceptional; keep it simple; buckets work best; use relevant measures of risk and value for money.</p>	<p><b>Allocation</b></p> 
<p><b>Minimum suggested timeframe</b> At least 7 years</p>	<p>The option will be invested across a diverse mix of asset classes including Australian and International equities, property, infrastructure, fixed interest, alternative investments, and cash. Investment exposure will be obtained through ASX listed exchange traded products and managed funds. The portfolio has been purpose built around the investment philosophy above and to be part of a bucketing approach to managing wealth. This option is designed to be used for long term wealth accumulation. The option may hedge some of its currency risk.</p>	<p><b>Benchmark (Range)</b></p> <ul style="list-style-type: none"> <li><b>40.0%</b> (10–70%) Australian shares</li> <li><b>45.0%</b> (10–70%) Global shares</li> <li><b>10.0%</b> (0–30%) Property and infrastructure securities</li> <li><b>0.0%</b> (0–30%) Fixed income</li> <li><b>5.0%</b> (0–20%) Alternatives</li> <li><b>0.0%</b> (0–20%) Cash</li> </ul>
<p><b>Risk</b></p> 	<p>Important information on emerging markets risk is provided on pages 12 to 13.</p>	

Evidentia Long Term

<p><b>Objective</b> The option has a primary objective to preserve capital over a rolling seven-year period and a secondary objective to exceed a return of CPI+4.5% per annum over this period, after fees and before taxes.</p>	<p><b>Strategy</b> The option is actively managed using a dynamic approach to asset allocation. The strategic asset allocation aims to have exposure to 98% growth assets. The strategy is designed to provide a funding source for long term cashflow requirements (seven years +). The option is managed with the aim of providing a higher level of downside protection relative to the benchmark and capital preservation over the investment time horizon. Capital preservation however is not guaranteed. Manager selection is then based on two distinct steps. Firstly, the efficiency of each asset class is assessed to determine whether active or passive investments are used. Secondly, managers are assessed on a quantitative and qualitative basis, selecting managers that are believed to best meet the investment objective. Managers are selected based on their perceived ability to generate excess returns over the benchmark and their ability to provide downside protection in down markets. The option may hedge some of its currency risk.</p>	<p><b>Allocation</b></p> 
<p><b>Minimum suggested timeframe</b> At least 7 years</p>	<p>Important information on emerging markets risk is provided on pages 12 to 13.</p>	<p><b>Benchmark (Range)</b></p> <ul style="list-style-type: none"> <li><b>45%</b> (30–60%) Australian shares</li> <li><b>47%</b> (30–60%) Global shares</li> <li><b>6%</b> (0–20%) Property and infrastructure securities</li> <li><b>0%</b> (0–30%) Alternatives</li> <li><b>0%</b> (0–30%) Diversified</li> <li><b>0%</b> (0–17%) Fixed income</li> <li><b>2%</b> (0.5–17%) Cash</li> </ul>
<p><b>Risk</b></p> 		

First Sentier High Growth

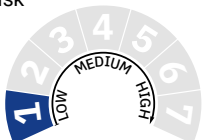
<p><b>Objective<sup>1</sup></b> To provide long-term capital growth. The option aims to outperform the composite benchmark over rolling three-year periods before fees and taxes.</p>	<p><b>Strategy</b> The option's broad asset allocation is to be 100% invested in growth assets (shares). Allocations are reviewed regularly although a reallocation is only considered in response to a fundamental change in long-term expectations or market demand. The option aims to add value through a disciplined approach to selection of the investments held by the option. Derivatives may be used for risk management. The option may hedge some or all of its currency exposure.</p>	<p><b>Allocation</b></p> 
<p><b>Minimum suggested timeframe</b> At least 7 years</p>	<p>Important information on emerging markets risk is provided on pages 12 to 13.</p>	<p><b>Benchmark (Range)</b></p> <ul style="list-style-type: none"> <li><b>40%</b> (35–45%) Australian shares</li> <li><b>10%</b> (5–15%) Australian small company shares</li> <li><b>50%</b> (40–60%) Global shares</li> <li><b>0%</b> (0–10%) Cash</li> </ul>
<p><b>Risk</b></p> 		

<sup>1</sup> This option's composite benchmark is shown on page 103.

# Single-Manager Single-Sector options

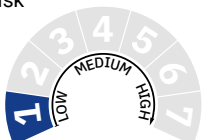
## FirstRate Cash

Cash and deposits

<p><b>Objective</b> To provide positive interest income each month and very low risk by depositing funds with Commonwealth Bank of Australia. For the target return rate, please visit <a href="https://cfs.com.au/firstatereturns">cfs.com.au/firstatereturns</a></p>	<p><b>Information for FirstChoice Wholesale Investments investors only</b></p>
<p><b>Minimum suggested timeframe</b> No minimum</p>	<p><b>Strategy</b> To invest in a bank deposit product offered by Commonwealth Bank of Australia.</p>
<p><b>Risk</b></p> 	<p><b>Allocation</b></p> <p>0% ————— <b>Range</b> ————— 100%    <b>Benchmark</b></p> <p>100%    100% Cash</p>

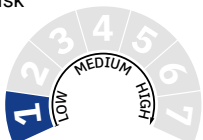
## FirstRate Cash Non-Auto-rebalancing

Cash and deposits

<p><b>Objective</b> To provide positive interest income each month and very low risk by depositing funds with Commonwealth Bank of Australia. For the interest rate, please visit <a href="https://cfs.com.au/firstatereturns">cfs.com.au/firstatereturns</a></p>	<p><b>Information for FirstChoice Wholesale Investments investors only</b></p>
<p><b>Minimum suggested timeframe</b> No minimum</p>	<p><b>Strategy</b> To invest in a bank deposit product offered by Commonwealth Bank of Australia.</p>
<p><b>Risk</b></p> 	<p><b>Allocation</b></p> <p>0% ————— <b>Range</b> ————— 100%    <b>Benchmark</b></p> <p>100%    100% Cash</p> <p>Current interest rates for FirstRate Cash Non-Auto-rebalancing are available on the Colonial First State website or by contacting us.</p>

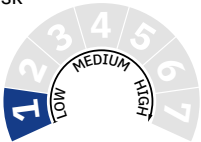
## FirstRate Saver

Cash and deposits

<p><b>Objective</b> To provide positive interest income each month and very low risk by depositing funds with Commonwealth Bank of Australia. For the interest rate, please visit <a href="https://cfs.com.au/firstatereturns">cfs.com.au/firstatereturns</a></p>	<p><b>Information for FirstChoice Wholesale Personal Super and FirstChoice Wholesale Pension investors only</b></p>
<p><b>Minimum suggested timeframe</b> No minimum</p>	<p><b>Strategy</b> To invest in a bank deposit product offered by Commonwealth Bank of Australia.</p>
<p><b>Risk</b></p> 	<p><b>Allocation</b></p> <p>0% ————— <b>Range</b> ————— 100%    <b>Benchmark</b></p> <p>100%    100% Cash</p> <p>Current interest rates for FirstRate Saver are available on the Colonial First State website or by contacting us.</p>

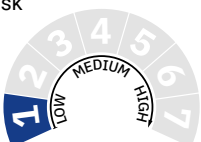
## FirstRate Saver Non-Auto-rebalancing

Cash and deposits

<p><b>Objective</b> To provide positive interest income each month and very low risk by depositing funds with Commonwealth Bank of Australia. For the interest rate, please visit <a href="https://cfs.com.au/firstratereturns">cfs.com.au/firstratereturns</a></p>	<p><b>Information for FirstChoice Wholesale Personal Super and FirstChoice Wholesale Pension investors only</b></p> <p><b>Strategy</b> To invest in a bank deposit product offered by Commonwealth Bank of Australia.</p>
<p><b>Minimum suggested timeframe</b> No minimum</p>	<p><b>Allocation</b></p> <p>0% ————— <b>Range</b> ————— 100% <b>Benchmark</b></p> <p>100% 100% Cash</p>
<p><b>Risk</b></p> 	<p>Current interest rates for FirstRate Saver Non-Auto-rebalancing are available on the Colonial First State website or by contacting us.</p>

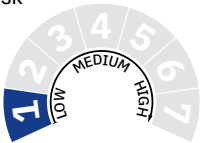
## FirstRate Term Deposits

Cash and deposits

<p><b>Objective</b> To provide positive interest income at a fixed rate for the relevant term and very low risk by depositing funds with Commonwealth Bank of Australia.</p>	<p><b>Offering a range of terms from three months to 5 years with a choice of interest payment options (information for FirstChoice Wholesale Personal Super and FirstChoice Wholesale Pension investors only)</b></p>
<p><b>Minimum suggested timeframe</b> No minimum Early withdrawal adjustments may apply; refer to the PDS for the product you wish to invest in or are otherwise considering.</p>	<p><b>Strategy</b> To invest in a fixed rate term deposit product offered by Commonwealth Bank of Australia. Current interest rates for FirstRate Term Deposits are available on the Colonial First State website or by contacting us.</p>
<p><b>Risk</b></p> 	<p><b>Allocation</b></p> <p>0% ————— <b>Range</b> ————— 100% <b>Benchmark</b></p> <p>100% 100% Cash</p> <p><b>Note:</b> For important information that you should consider when establishing or transacting on FirstRate Term Deposits, refer to the Reference Guide for the product you wish to invest in or are otherwise considering, available at <a href="https://cfs.com.au">cfs.com.au</a> or by calling 13 13 36.</p>

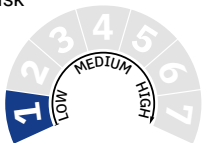
## CFS Enhanced Cash

Enhanced cash

<p><b>Objective</b> To provide stable returns with very low risk of capital loss by predominantly investing in money market securities and bank deposits. To outperform the Bloomberg AusBond Bank Bill Index over rolling one-year periods before fees and taxes.</p>	<p><b>Strategy</b> To invest in a diversified portfolio of money market securities (which may include asset-backed securities), bank deposits and annuities to deliver stable returns. The investments are managed by leading cash managers and on deposit with Australian banks.</p>
<p><b>Minimum suggested timeframe</b> No minimum</p>	<p><b>Allocation</b></p> <p>0% ————— <b>Range</b> ————— 100% <b>Benchmark</b></p> <p>100% 100% Cash, money market securities and annuities</p>
<p><b>Risk</b></p> 	


## First Sentier Strategic Cash

Enhanced cash

<p><b>Objective</b> To provide a regular income stream from investments in money market securities with a very low risk of capital loss. The option aims to outperform the returns of Australian money markets over rolling three-year periods as measured by the Bloomberg AusBond Bank Bill Index before fees and taxes.</p>	<p><b>Strategy</b> The option's strategy is to invest in high quality money market securities (including asset backed securities), with predominantly short maturities, to achieve a very stable income stream. The option invests in assets that offer value-for-risk by taking into account economic analysis and market trends. Derivatives may be used for risk management.</p>
<p><b>Minimum suggested timeframe</b> No minimum</p>	<p><b>Allocation</b></p> <p>0% ————— Range ————— 100%    <b>Benchmark</b></p> <p>100%    100%    Cash and money market securities</p>
<p><b>Risk</b></p> 	<p><b>Note:</b> This option is used for the SuperFirst Transfer Facility as outlined in the Reference Guide – FirstChoice Wholesale Personal Super and Pension, available online at <a href="http://cfs.com.au/fcwps">cfs.com.au/fcwps</a> or by calling 13 13 36.</p>


## Daintree Core Income

Short duration fixed interest


<p><b>Objective</b> The option aims to generate returns of 1.5% - 2.0% p.a. above the RBA Cash Rate after fees and before taxes over rolling three-year periods.</p>	<p><b>Strategy</b> The aim of the strategy is to provide a steady stream of income and capital stability over the medium term, by investing in a diversified portfolio of credit fixed income securities and cash, and to provide a total return (after fees) that exceeds the Benchmark measured throughout a market cycle. The option aims to hedge currency risk.</p>
<p><b>Minimum suggested timeframe</b> At least 3 years</p>	<p><b>Allocation</b></p> <p>0% ————— Range ————— 100%    <b>Benchmark</b></p> <p>0-100%    N/A    Cash and Cash Equivalents</p> <p>0-100%    N/A    Australian Fixed Interest</p> <p>0-50%    N/A    Global Fixed Interest</p> <p>0-10%    N/A    High Yield</p> <p>0-50%    N/A    Mortgage and Asset Backed Securities</p>
<p><b>Risk</b></p> 	

## Franklin Australian Absolute Return Bond


Short duration fixed interest

<p><b>Objective</b> The investment objective of the option is to provide investors with access to an actively managed portfolio of fixed income strategies with an aim to deliver returns in excess of the Bloomberg AusBond Bank Bill Index, after fees and expenses (but before taxes), over rolling three-year periods.</p>	<p><b>Strategy</b> The option is an actively managed absolute return fixed income portfolio designed to deliver attractive returns through the interest rate and credit cycles while protecting against capital volatility through strong risk management. The option seeks to achieve its investment objective by primarily investing in Australian dollar and non Australian dollar-denominated fixed income instruments and debt obligations of government, government related issuers (including supranational organisations supported by several national governments) and corporations worldwide. The option seeks to take advantage of fixed income opportunities in domestic markets and select strategies from the broader global universe, as well, including emerging markets.</p>
<p><b>Minimum suggested timeframe</b> At least 3 years</p>	<p>Important information on emerging markets risk is provided on pages 12 to 13.</p>
<p><b>Risk</b></p> 	<p><b>Allocation</b></p> <p>0% ————— Range ————— 100%    <b>Benchmark</b></p> <p>0-100%    N/A    Cash</p> <p>0-100%    N/A    Investment grade fixed income</p> <p>0-20%    N/A    High yield</p>




<p><b>Objective</b> The option seeks to achieve a total return before fees and taxes that exceeds the total return of the Bloomberg AusBond Bank Bill Index by 2.00% p.a. over rolling three year periods.</p>	<p><b>Strategy</b> The option will typically invest in a diversified portfolio of Australian and global investment grade and sub-investment grade securities, which can be listed or unlisted. The option is designed to leverage the considerable expertise of the Manager and gives them the flexibility to actively allocate the option's assets geographically and across the credit ratings spectrum. The Manager considers the risk and return outcomes of the securities and how the option may benefit from diversification across less correlated global credit market sectors. The Manager's approach is to determine the overall level of credit and duration risk in the option by taking a top down approach, which considers trends in credit fundamentals, market dynamics and current valuations. The Manager then works to construct and maintain a well-diversified portfolio that aims to offer the best risk-adjusted returns within the option's risk framework. To the extent that the option holds fixed interest rate securities, the Manager will use interest rate derivatives to hedge the option's interest rate risk to a modified duration range of 0 to 3 years. The option aims to hedge currency risk.</p>																
<p><b>Minimum suggested timeframe</b> At least 3 years</p>	<p><b>Allocation</b></p> <table border="1"> <tr> <td>0% ————— Range ————— 100%</td> <td><b>Benchmark</b></td> </tr> <tr> <td>0-50%</td> <td>N/A Cash and short term securities</td> </tr> <tr> <td>0-100%</td> <td>N/A Corporate debt</td> </tr> <tr> <td>0-70%</td> <td>N/A Australian hybrids</td> </tr> <tr> <td>0-50%</td> <td>N/A Australian asset backed securities</td> </tr> <tr> <td>0-25%</td> <td>N/A Global high yield credit</td> </tr> <tr> <td>0-20%</td> <td>N/A Global secured loans</td> </tr> <tr> <td>0-10%</td> <td>N/A Emerging markets debt</td> </tr> </table>	0% ————— Range ————— 100%	<b>Benchmark</b>	0-50%	N/A Cash and short term securities	0-100%	N/A Corporate debt	0-70%	N/A Australian hybrids	0-50%	N/A Australian asset backed securities	0-25%	N/A Global high yield credit	0-20%	N/A Global secured loans	0-10%	N/A Emerging markets debt
0% ————— Range ————— 100%	<b>Benchmark</b>																
0-50%	N/A Cash and short term securities																
0-100%	N/A Corporate debt																
0-70%	N/A Australian hybrids																
0-50%	N/A Australian asset backed securities																
0-25%	N/A Global high yield credit																
0-20%	N/A Global secured loans																
0-10%	N/A Emerging markets debt																
<p><b>Risk</b></p> 																	

Kapstream Absolute Return Income

<p><b>Objective</b> To provide investors with a diversified exposure to fixed interest with an absolute return focus. The option aims to consistently deliver capital stability and a reliable income stream and outperform its composite benchmark (50% Bloomberg AusBond Bank Bill Index and 50% Bloomberg AusBond Composite 0-3 Yr Index) over rolling three-year periods before fees and taxes through active diversification across sectors and geographies.</p>	<p><b>Strategy</b> Kapstream applies a distinctive approach to fixed income investments, actively allocating between specific investment strategies on an ongoing basis. Kapstream's active and flexible approach, when combined with the option's investment universe, enables the option to generally deliver positive returns to investors over time.  Kapstream seeks out value across sectors and geographies, identifying strategies priced for the best return potential in the current market environment. This means that Kapstream can take advantage of unique opportunities within countries and sectors that are often overlooked or under-represented in market indices. As a result, Kapstream aims to generate positive returns through market cycles. It manages total portfolio risk, rather than index risk, so the option can deliver capital stability with a regular income stream. The result is the potential for consistent positive returns, with less risk. The option aims to hedge currency risk.</p>				
<p><b>Minimum suggested timeframe</b> At least 3 years</p>	<p><b>Allocation</b></p> <table border="1"> <tr> <td>0% ————— Range ————— 100%</td> <td><b>Benchmark</b></td> </tr> <tr> <td>100%</td> <td>100% Cash and fixed interest (including derivatives)<sup>1</sup></td> </tr> </table> <p><sup>1</sup> Includes derivatives and is broken down as follows: investment grade securities 85-100% and non-investment grade securities 0-15%.</p>	0% ————— Range ————— 100%	<b>Benchmark</b>	100%	100% Cash and fixed interest (including derivatives) <sup>1</sup>
0% ————— Range ————— 100%	<b>Benchmark</b>				
100%	100% Cash and fixed interest (including derivatives) <sup>1</sup>				
<p><b>Risk</b></p> 					

Macquarie Income Opportunities

<p><b>Objective</b> To outperform the Bloomberg AusBond Bank Bill Index over rolling three-year periods before fees and taxes. It aims to provide higher income returns than traditional cash investments at all stages of interest rate and economic cycles by investing in the full spectrum of credit based securities including global credit based securities.</p>	<p><b>Strategy</b> The option predominantly provides exposure to a wide range of domestic and global investment grade floating and fixed rate instruments, asset-backed securities, and cash. The option may also have opportunistic exposure to other fixed income sectors and instruments such as, high yield and emerging markets debt as well as other fixed income instruments (such as hybrid securities). Interest rate risk will generally be hedged through the use of derivatives such as swaps and futures. The option is generally hedged to Australian dollars, however exposure to emerging markets debt issued in the local currency of the debt will generally be unhedged. Small active currency positions may also be taken, for example when there are opportunities to add value or hedge risks in the portfolio.  Important information on emerging markets risk is provided on pages 12 to 13.</p>										
<p><b>Minimum suggested timeframe</b> At least 3 years</p>	<p><b>Allocation</b></p> <table border="1"> <tr> <td>0% ————— Range ————— 100%</td> <td><b>Benchmark</b></td> </tr> <tr> <td>0-100%</td> <td>N/A Investment grade fixed income</td> </tr> <tr> <td>0-25%</td> <td>N/A High yield</td> </tr> <tr> <td>0-25%</td> <td>N/A Emerging market debt</td> </tr> <tr> <td>0-100%</td> <td>N/A Cash</td> </tr> </table>	0% ————— Range ————— 100%	<b>Benchmark</b>	0-100%	N/A Investment grade fixed income	0-25%	N/A High yield	0-25%	N/A Emerging market debt	0-100%	N/A Cash
0% ————— Range ————— 100%	<b>Benchmark</b>										
0-100%	N/A Investment grade fixed income										
0-25%	N/A High yield										
0-25%	N/A Emerging market debt										
0-100%	N/A Cash										
<p><b>Risk</b></p> 											

## Mutual Income

Short duration fixed interest

### Objective

The option aims to achieve superior outcomes across two investment objectives; to provide a greater total return than the Bloomberg AusBond Bank Bill Index (benchmark), after fees and before taxes, over a rolling 12-month period and provide income greater than its benchmark quarterly.

### Minimum suggested timeframe

At least 3 years

### Risk



### Strategy

The option actively manages a portfolio of debt instruments offered by Australian ADI's with a minimum 60% exposure to ANZ, CBA, NAB and WBC.

Mutual's investment process is based on using bottom-up fundamental analysis to determine the relative value and appropriateness of the various Australian bank bonds available within the market.

The cornerstone of Mutual's investment philosophy is security with performance. The Manager's research process places its emphasis on mitigating downside risks by attempting to provide investors with a high level of capital preservation and outperforming the Bloomberg Index, while generating excess net cash returns to investors.

The option gains exposure by investing in the underlying Mutual Income Fund via buying and selling units.

### Allocation



## Perpetual Diversified Income

Short duration fixed interest

### Objective

To provide investors with regular income and consistent returns above the Bloomberg AusBond Bank Bill Index over rolling three-year periods (before fees and taxes) by investing in a diverse range of income generating assets.

### Minimum suggested timeframe

At least 3 years

### Risk



### Strategy

The option's approach to delivering returns and managing risk is through an active and risk aware investment process which predominantly invests in a diversified core portfolio of liquid investment grade credit securities. Perpetual believes these assets provide investors with protection in times of market stress. When the environment is supportive Perpetual seeks to enhance returns by taking more risk whether that be in maturity, credit rating or subordination. The option can also invest in alternative income generating securities such as mortgages, infrastructure debt and private debt. This approach to portfolio construction is Perpetual's preferred method to deliver investors the highest possible risk adjusted returns. Derivatives may be used in managing this option. The option aims to hedge currency risk.

### Allocation



## PM Capital Enhanced Yield

Short duration fixed interest

### Objective

To provide investment returns in excess of the Reserve Bank of Australia cash rate by tactically investing the majority of assets in a combination of cash and yield securities with a minor allocation to low volatility equity strategies. The option aims to outperform the Reserve Bank of Australia cash rate over rolling two-year periods after fees and taxes, with a low degree of volatility and minimal risk of capital loss. The option is managed from an Australian investor's perspective, where tax (including imputation credits and discounted capital gains) is an important consideration in the daily management of the option.

### Minimum suggested timeframe

At least 3 years

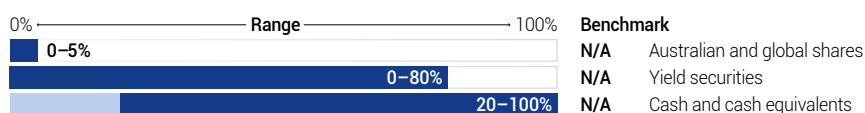
### Risk



### Strategy


The option aims to invest the majority of its assets in cash and interest bearing securities. The option will aim to hold a minimum cash weighting of 20% of the option's net asset value. If the option cannot find suitable low risk investments, it will let the cash build up. The option will aim to be invested in cash and income securities including, but not limited to, hybrid securities, corporate bonds and asset-backed securities (both fixed and floating rate). The option has the ability to minimise or hedge against interest rate, credit spread and equity risk. Therefore, derivatives may be used to synthetically create or replicate underlying positions; however, derivatives may not be used to leverage the portfolio. Such derivatives may include options, futures, swaps, credit derivatives and warrants. The option may employ equity strategies to a maximum of 5% of the portfolio's net asset value. PM Capital attempts to hedge all foreign currency exposure back to the Australian dollar to substantially reduce the exposure of the option to the risks associated with movements in foreign exchange rates.

### Allocation




A performance fee may apply of 25% of the net return (after management fees) above the Reserve Bank of Australia cash rate (inclusive of the net effect of GST and any related GST credits). For more information on the performance fee, refer to the fees section in the PDS.

This option has been identified as a 'complex' option. Accordingly, for this option, we have provided further disclosure and reporting prescribed by ASIC, as outlined in the PDS for the product you wish to invest in or are otherwise considering. This information is provided in the Reference Guide – Complex Funds, available at [cfs.com.au/complex](http://cfs.com.au/complex) or by calling 13 13 36.

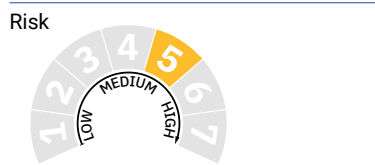
<p><b>Objective</b> To outperform the Reserve Bank of Australia cash rate by 2.5% p.a. after fees and taxes over rolling three-year periods with no negative returns on a 12 month rolling basis.</p>	<p><b>Strategy</b> The option is an active absolute return strategy that invests in a range of domestic and international fixed income securities. The option invests primarily in a portfolio of bonds and other fixed and floating rate securities denominated in various currencies issued by corporates, governments, government agencies, supra-nationals as well as securitised credit such as asset and mortgage backed securities. The full spectrum of available securities, including non-investment grade, may be utilised. With a focus on managing downside risk, the option has the flexibility to invest in cash and other debt securities (such as government bonds) to help preserve capital during downturns in the credit cycle. In adopting an absolute return approach, the most critical element of the investment process is to identify which assets to own and when to own them. This is then complemented by extensive credit research and expertise in individual credit selection. The option may also use derivatives and active currency management as part of the overall investment strategy to create a well-diversified portfolio with the potential to deliver consistent returns above cash and term deposits but with less risk and volatility than the equity market. Important information on emerging markets risk is provided on pages 12 to 13.</p>																								
<p><b>Minimum suggested timeframe</b> At least 3 years</p>	<p><b>Allocation</b></p> <table border="1"> <thead> <tr> <th>0%</th> <th>Range</th> <th>100%</th> <th>Benchmark</th> </tr> </thead> <tbody> <tr> <td></td> <td></td> <td>0-100%</td> <td>N/A Australian and global investment grade</td> </tr> <tr> <td></td> <td>0-40%</td> <td></td> <td>N/A Australian high yield<sup>1</sup></td> </tr> <tr> <td></td> <td>0-30%</td> <td></td> <td>N/A Global high yield<sup>1</sup></td> </tr> <tr> <td></td> <td></td> <td>0-100%</td> <td>N/A Cash and equivalents</td> </tr> <tr> <td></td> <td>0-10%</td> <td></td> <td>N/A Active currency</td> </tr> </tbody> </table> <p>1 Maximum aggregate exposure to high yield will not exceed 50%</p>	0%	Range	100%	Benchmark			0-100%	N/A Australian and global investment grade		0-40%		N/A Australian high yield <sup>1</sup>		0-30%		N/A Global high yield <sup>1</sup>			0-100%	N/A Cash and equivalents		0-10%		N/A Active currency
0%	Range	100%	Benchmark																						
		0-100%	N/A Australian and global investment grade																						
	0-40%		N/A Australian high yield <sup>1</sup>																						
	0-30%		N/A Global high yield <sup>1</sup>																						
		0-100%	N/A Cash and equivalents																						
	0-10%		N/A Active currency																						
<p><b>Risk</b></p> 																									

Yarra Enhanced Income

<p><b>Objective</b> The option aims to earn higher returns than traditional cash management and fixed income investments and outperform the Reserve Bank of Australia cash rate over rolling three-year periods before fees and taxes through exposure to a diversified portfolio of hybrid (debt/equity) and fixed income securities. The option is expected to produce less volatile returns than are inherent in equity markets, while offering modest capital growth and some franking credits.</p>	<p><b>Strategy</b> The strategy is research-driven, utilising the comprehensive research process of the Yarra Capital Management Group and taking into the account the broad economic and market environment as well as specific investment details. The underlying assets are predominantly Australian, may be quoted or unquoted, issued by listed or unlisted issuers, denominated in Australian dollars or foreign currencies and acquired in the primary or secondary markets. Derivatives may be used to manage investment risk and gain or reduce exposure to relevant markets in an efficient manner whilst still remaining within allowable asset allocation ranges. Allocations to cash may include investments in managed investment schemes issued or operated by the Yarra Capital Management Group.</p>												
<p><b>Minimum suggested timeframe</b> At least 3 years</p>	<p><b>Allocation</b></p> <table border="1"> <thead> <tr> <th>0%</th> <th>Range</th> <th>100%</th> <th>Benchmark</th> </tr> </thead> <tbody> <tr> <td></td> <td></td> <td>0-100%</td> <td>N/A Fixed Income</td> </tr> <tr> <td></td> <td></td> <td>0-100%</td> <td>N/A Cash</td> </tr> </tbody> </table>	0%	Range	100%	Benchmark			0-100%	N/A Fixed Income			0-100%	N/A Cash
0%	Range	100%	Benchmark										
		0-100%	N/A Fixed Income										
		0-100%	N/A Cash										
<p><b>Risk</b></p> 													

**Objective**  
To seek to simultaneously create a positive and verifiable environmental and social impact whilst targeting a total return in excess of the Bloomberg Global Aggregate Index hedged to Australian dollars before fees and taxes over rolling three-year time periods.


**Minimum suggested timeframe**  
At least 3 years



**Strategy**  
The option will invest primarily in global fixed income instruments, investing for the medium and longer term. The investable universe consists only of issues and issuers that have passed the manager's in-house verification process, which includes both an Environmental, Social, Governance (ESG) and impact assessment. The process for determining whether an issue and issuer is making a meaningful impact focuses on the use of proceeds, transparency measurability and responsible issuer analysis. The portfolio invests primarily in tradable debt securities, such as labelled and unlabelled green, social and sustainability bonds, but may use derivatives to gain market exposure or for risk management. The option aims to hedge currency exposure.

In seeking to invest for financial returns alongside environmental and social impact, the option is managed through a three-step investment process: verification, portfolio management and evidence. The verification process, termed SPECTRUM, is one of positive selection to identify and screen both issues and issuers for meaningful and measurable impact, underpinned by issuer engagement. In addition to this research-based SPECTRUM methodology, the manager also applies issuer-level exclusions for controversial activities and sectors. The manager invests only in bonds that fulfill the stringent verification criteria. The outcome of verification is an investable universe of impact bonds from which the portfolio management team manage the option for financial returns. To evidence the impact achieved, the manager reports on the environmental and social impact of the option in a portfolio-specific annual Impact Report.

For further detail on the Affirmative Global Impact Bond including the exclusion details, please refer to the [Class A PDS](#).  
This option considers aspects of ESG factors as part of its investment strategy. Refer to the Reference Guide – Sustainable Funds for more information.



# Bentham Global Income

**Objective**  
The option aims to provide exposure to global credit markets and to generate income with some potential for capital growth over the medium to long term. The option aims to outperform its benchmark (Bloomberg AusBond Bank Bill Index (50%) and Bloomberg AusBond Composite 0+Yr Index (50%)) over rolling three-year periods before fees and taxes.

**Minimum suggested timeframe**  
At least 3 years




**Strategy**  
The option is actively managed and focused on generating stable investment income by providing diversified exposure to domestic and global credit markets while managing interest rate risk and currency risk. Bentham seeks to add value through actively managing allocations across different credit sectors, trading of individual securities and managing its interest rate and currency risk.

Bentham manages the option on a top-down basis. Active asset allocations are made according to quarterly forecasts of prospective risk-adjusted returns across a range of credit sectors. Drawing on a combination of both experience and strong relationships with specialist investment managers, Bentham seeks out and identifies global investment opportunities in credit markets with the aim to generate income with some potential for capital growth.

Bentham utilises a bottom-up analysis to select individual investments based on credit fundamentals and market information. The option must maintain a minimum investment of 50% in investment grade rated securities. Bentham aims to minimise credit risk with a focus on capital preservation and a high diversity of investments which would otherwise be difficult to achieve without access to global markets. Bentham aims to fully hedge any foreign currency exposures back to the Australian dollars.

The option gains exposure by investing in the underlying Bentham Global Income Fund via buying and selling units.  
Important information on short selling risk and emerging markets risk is provided on pages 12 to 13.



## Brandywine Global Income Optimiser

Diversified fixed interest

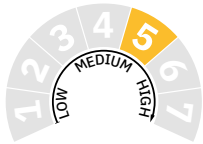
### Objective

The option's investment objective is to seek to generate a high and consistent level of income in all market conditions over a full market cycle with a secondary objective of capital preservation. The option aims to outperform the Bloomberg AusBond Bank Bill index over rolling five-year periods, before fees and taxes.

### Minimum suggested timeframe

At least 3 years

### Risk



### Strategy

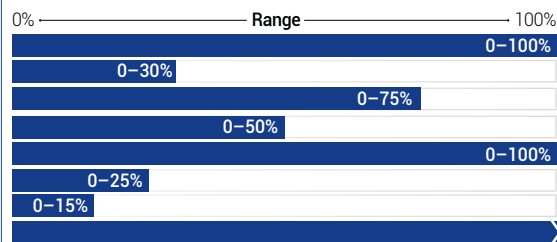
The strategy seeks to balance income with the pursuit of total return based on the prevailing market environment. It leverages Brandywine's fundamental research and top-down macroeconomic analysis. The option aims to provide an attractive and stable income by investing across diverse sources of income in global fixed income markets. It seeks the best global income opportunities, with a strong focus on limiting downside risk by rotating risk across different sectors of the fixed income market and through tactical hedging of credit and interest rate risk.

The option may employ a long/short investment strategy, which can generate returns by owning securities that the Brandywine expects will rise in value (long) and at the same time the option can sell (short) securities that are expected to decrease in value.

The option will not directly short securities, but instead will hold any short positions exclusively through financial derivative instruments. Using a value-oriented, global investing approach, Brandywine seeks to maximise the option's income through country, currency, sector, quality and security selection. The option aims to be at least 85% hedged to Australian dollars

Important information on short selling risk and emerging markets risk is provided on pages 12 and 13.

### Allocation



### Benchmark

N/A	Government securities
N/A	Cash and cash equivalents
N/A	Global high yield
N/A	Emerging market debt
N/A	Investment grade fixed income
N/A	Mortgage and asset back securities
N/A	Hybrids
N/A	Derivatives

This option has been identified as a 'complex' option. Accordingly, for this option, we have provided further disclosure and reporting prescribed by ASIC, as outlined in the PDS for the product you wish to invest in or are otherwise considering. This information is provided in the Reference Guide – Complex Funds, available at [cfs.com.au/complex](http://cfs.com.au/complex) or by calling 13 13 36.

## Colchester Global Government Bond

Diversified fixed interest

### Objective

The option aims to generate income and increase the amount invested by investing in a globally diversified portfolio of government bonds and currencies. The option aims to outperform the FTSE World Government Bond Index hedged to AUD (before fees, costs and taxes) over rolling five-year periods.

### Minimum suggested timeframe

At least 3 years

### Risk



### Strategy

The option invests in bonds and currencies of predominantly investment grade rated countries. The option uses foreign exchange forwards (including non-deliverable foreign exchange transactions) to manage the currency risk in the portfolio. Colchester believes that both bond and currency markets can be valued in terms of their expected real returns, thereby providing an indication of their relative attractiveness.

Important information on emerging markets risk is provided on pages 12 to 13.

### Allocation



### Benchmark

100% Cash and global fixed interest


## Macquarie Dynamic Bond

Diversified fixed interest

**Objective**  
The option aims to outperform the reference benchmark, Bloomberg Global Aggregate Index hedged to Australian dollars, over rolling three-year periods before fees and taxes by dynamically investing in global fixed income instruments. It aims to provide diversification against equity risk as well as capital growth and some income.

**Minimum suggested timeframe**  
At least 3 years

**Risk**



**Strategy**  
The option provides exposure to an actively managed, benchmark unaware and diversified portfolio of fixed income investments such as sovereign bonds and investment grade credit. The option may also provide exposure to other fixed income sectors such as high yield and emerging markets debt when these are expected to outperform. Generally, exposure will be to fixed rate notes. The duration profile of the option is actively managed through the use of derivatives such as swaps and futures. The investment process aims to reduce the risk of the option being adversely affected by unexpected events or downgrades in the credit rating of the option's investments. A disciplined framework is used to analyse each sector and proposed investment to assess its risk. The portfolio is generally hedged to Australian dollars.

**Allocation**

0% ————— Range ————— 100%	<b>Benchmark</b>
<b>0-100%</b>	N/A Sovereign bonds <sup>1</sup>
<b>0-70%</b>	N/A Investment grade credit <sup>2</sup>
<b>0-20%</b>	N/A High yield
<b>0-20%</b>	N/A Emerging markets debt <sup>3</sup>

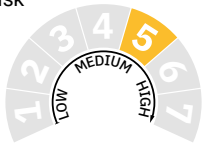
## PIMCO Diversified Fixed Interest

Diversified fixed interest

**Objective**  
To achieve maximum total return by investing in underlying funds that invest in Australian and overseas bonds, and to seek to preserve capital through prudent investment management. The option aims to outperform the composite benchmark (Bloomberg AusBond Composite 0+Yr Index (50%) and Bloomberg Global Aggregate Index, hedged to Australian dollars (50%)), over rolling three-year periods before fees and taxes.

**Minimum suggested timeframe**  
At least 3 years

**Risk**



**Strategy**  
In pursuing the option's investment objective, PIMCO applies a wide range of diverse strategies including duration analysis, credit analysis, relative value analysis, sector allocation and rotation and individual security selection. PIMCO's investment strategy emphasises active decision making with a long-term focus and seeks to avoid extreme swings in duration or maturity with a view to creating a steady stream of returns. PIMCO's portfolio construction and risk management efforts are designed to position the portfolio with exposure to a series of moderate risks, ensuring that no single trade idea or risk factor overwhelms the portfolio. Given its dynamic approach to active management, as well as its large size in certain cash markets, PIMCO may use derivatives to implement its trade ideas. The option may invest in derivatives to gain or reduce exposure to relevant markets and to manage investment risk. The option aims to hedge currency risk. Important information on emerging markets risk is provided on pages 12 to 13.

**Allocation**

0% ————— Range ————— 100%	<b>Benchmark</b>
<b>100%</b>	<b>100%</b> Cash and fixed interest


## PIMCO Global Bond

Diversified fixed interest

**Objective**  
The option utilises PIMCO's core fixed interest strategy of seeking strong, consistent investment returns while at the same time moderating the volatility of returns relative to the benchmark. The option aims to outperform the Bloomberg Global Aggregate Index hedged to Australian dollars over rolling three-year periods before fees and taxes.

**Minimum suggested timeframe**  
At least 3 years

**Risk**



**Strategy**  
In pursuing the option's investment objective, PIMCO applies a wide range of diverse strategies including duration analysis, credit analysis, relative value analysis, sector allocation and rotation, and individual security selection. PIMCO's investment strategy emphasises active decision making with a long-term focus and seeks to avoid extreme swings in duration or maturity with a view to creating a steady stream of returns. The option may invest in derivatives to gain or reduce exposure to relevant markets and to manage investment risk. The option aims to hedge currency risk. Important information on emerging markets risk is provided on pages 12 to 13.

**Allocation**

0% ————— Range ————— 100%	<b>Benchmark</b>
<b>0-100%</b>	<b>100%</b> Cash and global fixed interest

1 Sovereign bonds: Includes Australian government and semi-government, supranational, global sovereign and cash.

2 Investment grade credit: Includes Australian and global investment grade credit.

3 Emerging markets debt: May include holdings of sub-investment grade instruments.



<p><b>Objective</b> Seeks to generate positive returns from global fixed-income with a focus on downside risk and providing diversification from equity markets. The option seeks to outperform the Bloomberg AusBond Bank Bill Index over rolling three-year periods before fees and taxes.</p>	<p><b>Strategy</b> To maximise total return and provide income through investment primarily in a portfolio of fixed income securities which may include, but is not limited to, transferable debt securities of governments and their agencies, supranational organisations, corporations and banks as well as mortgage-backed and asset-backed securities. There are no restrictions on the sectors or countries in which bond issuers are located. The option may make extensive use of derivatives including, but not limited to, bond futures, forward foreign exchange contracts (including non-deliverable forwards), interest rate futures, options on interest rate futures, options on bond futures, currency options and OTC swaps including interest rate swaps and credit default swaps as well as swap indices. On an opportunistic basis, the option may create synthetic short positions in currencies, bonds and credit indices using various instruments including currency forwards, currency options, interest rate and bond futures, options on interest rate and bond futures, interest rate swaps, credit default swaps and swap indices. The option is generally hedged to Australian dollars, however can take small active currency positions, for example when there are opportunities to add value or hedge risks in the portfolio. Important information on emerging markets risk is provided on pages 12 to 13.</p>
<p><b>Minimum suggested timeframe</b> At least 3 years</p>	<p><b>Allocation</b></p> <p><b>Benchmark</b> N/A Government bond and Government related bonds<sup>1</sup> N/A Corporate bonds N/A Securitised N/A Cash and cash equivalents</p> <p><small>1 There may be short periods where the portfolio is outside the noted exposure to government bonds and government related bonds as the Manager aims to protect the portfolio from extreme movement in markets.</small></p>
<p><b>Risk</b></p>	

UBS Diversified Fixed Income

<p><b>Objective</b> To provide investors with a total return in excess of the composite benchmark (Bloomberg AusBond Composite 0+Yr Index (50%) and Bloomberg Global Aggregate Index, hedged to Australian dollars (50%)), over rolling three-year periods after fees and taxes.</p>	<p><b>Strategy</b> The option is actively managed, based on fundamental research that draws upon the investment insights of the Manager's fixed income teams. The approach employs both "top-down" research, including analysis of economic factors, market data and macro credit themes and "bottom-up" research in respect of particular securities including analysis of earnings and cash flow stability, balance sheet strength, industry and valuation. Important information on emerging markets risk is provided on pages 12 to 13.</p>
<p><b>Minimum suggested timeframe</b> At least 3 years</p>	<p><b>Allocation</b></p> <p><b>Benchmark</b> 50% Australian fixed interest and cash 50% International fixed interest and cash</p>
<p><b>Risk</b></p>	


Janus Henderson Tactical Income

<p><b>Objective</b> The option seeks to achieve a total return after fees and taxes that exceeds the total return of the Benchmark (Bloomberg AusBond Bank Bill Index (50%) and Bloomberg AusBond Composite 0+ Yr Index (50%)) over rolling three-year periods, by investing in a diversified portfolio of predominantly Australian income producing assets.</p>	<p><b>Strategy</b> The option is an actively managed strategy that invests in a wide range of cash and fixed interest securities. These include debt issued by banks and other corporations, mortgage and other asset backed securities and government, semi-government and supranational bonds. The option may also allocate to Australian and global high yielding securities when attractive opportunities are identified. The option is designed to leverage the considerable expertise of the Manager and gives them the flexibility to tactically and actively allocate the option's assets based on their assessment of the outlook for the Australian and global economy, interest rates and fundamentals of the corporate sector within the context of the credit cycle. The flexible asset allocation ranges and fundamentally driven approach allows the Manager to meaningfully adjust the level of fixed interest exposure to both enhance performance in periods of falling interest rates and conversely, to protect value from the adverse impact of rising yields. The overall level of credit risk within the option is actively adjusted to reflect the Manager's assessment.</p>
<p><b>Minimum suggested timeframe</b> At least 3 years</p>	<p><b>Allocation</b></p> <p><b>Benchmark</b> N/A Cash N/A Australian fixed interest N/A Conservative fixed interest N/A High yield securities</p>
<p><b>Risk</b></p>	




## Macquarie Australian Fixed Interest

Australian fixed interest

<p><b>Objective</b></p> <p>The option aims to outperform the Bloomberg AusBond Composite 0+ Yr Index over a three year period (before fees and taxes) by using an active investment strategy. It aims to provide regular income and a moderate level of growth.</p>	<p><b>Strategy</b></p> <p>The option provides exposure to a diversified portfolio of predominantly Australian fixed interest securities issued by government or corporate entities and asset-backed securities. The option aims to deliver above index returns by actively managing the main sources of value-add in the Australian fixed interest market using a disciplined and comprehensive investment process based on a combination of fundamental, economic, quantitative and technical analysis of market conditions. This seeks to ensure a balance between short-term technical factors and longer term market trends.</p>
<p><b>Minimum suggested timeframe</b></p> <p>At least 3 years</p>	<p><b>Allocation</b></p>
<p><b>Risk</b></p> 	<p>0% ————— Range ————— 100% Benchmark</p> <p>0-100% 100% Australian fixed interest and cash</p>


## Pendal Sustainable Australian Fixed Interest


Australian fixed interest

<p><b>Objective</b></p> <p>The option aims to provide a return (before fees, costs and taxes) that exceeds the Bloomberg AusBond Composite 0+ Yr Index by 0.75% p.a. over rolling three-year periods. The option offers an active tilt to impact bonds (green/climate, social and sustainability) to support positive societal and/or environmental outcomes (including advancement of United Nations Sustainable Development Goals).</p>	<p><b>Strategy</b></p> <p>The option offers investors access to a diversified portfolio of fixed interest securities and seeks exposure to issuers that demonstrate Environmental, Social and Corporate Governance (ESG) and ethical practices while avoiding exposure to issuers with activities that Pendal considers to negatively impact the environment or society, by investing in securities (including green bonds, social bonds and sustainable bonds) that pass Pendal's ethical screens and sustainability assessment.</p> <p>The option will not invest in issuers directly involved in the production of tobacco (including e-cigarettes and inhalers), manufacture of controversial weapons, exploration, extraction or refinement of fossil fuels (specifically coal, oil and gas), production of alcohol, manufacture or provision of gaming facilities, manufacture of non-controversial weapons or armaments, manufacture or distribution of pornography, direct mining of uranium for the purpose of weapons manufacturing and predatory lending. Ethical screens are not applied to government securities, cash or derivatives. The use of derivatives may result in the portfolio having indirect exposure to the excluded issuers from time to time.</p>
<p><b>Minimum suggested timeframe</b></p> <p>At least 3 years</p>	<p>In managing the option, Pendal draws on internal and external research to assess issuers on their sustainability performance (managing exposures to ESG risks and opportunities), relative to peers. In addition to employing a sustainability assessment (where any issuer must pass the Pendal's sustainability threshold), ethical screens are applied to avoid exposure to issuers with activities that Pendal considers to negatively impact the environment or society. Pendal actively engages with relevant issuers to manage risk, effect change and realise potential value over the long term.</p>
<p><b>Risk</b></p> 	<p>Pendal's investment process for fixed interest aims to add value through multiple strategies and investment research including active security (including green bonds, social bonds and sustainable bonds) and sector selection, duration, yield curve, and credit management. Pendal's process draws on quantitative and technical models in tandem with a qualitative fundamental overlay to generate excess returns. The investment process comprises of three main steps: macro inputs, credit/government research and portfolio construction. The macro input stage uses a combination of quantitative, qualitative and technical analysis. This drives the top down view on yields (duration/yield curve), credit spread direction and sector allocations. The credit and government research process incorporates fundamental issuer analysis, quantitative issuer modelling, ESG research and valuations to identify investment opportunities whilst avoiding deteriorating credits. The portfolio construction stage combines the macro inputs and the bottom up credit research arrived at during the investment process.</p> <p>This option considers aspects of ESG factors as part of its investment strategy. Refer to the Reference Guide – Sustainable Funds for more information.</p> <p><b>Allocation</b></p> <p>0% ————— Range ————— 100% Benchmark</p> <p>100% 100% Cash and fixed interest securities</p>


## PIMCO Australian Bond

Australian fixed interest

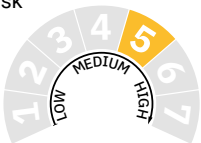
<p><b>Objective</b></p> <p>The option utilises PIMCO's core fixed interest strategy of seeking strong, consistent investment returns while at the same time moderating the volatility of returns relative to the benchmark. The option aims to outperform the Bloomberg AusBond Composite 0+ Yr Index dollars over rolling three-year periods before fees and taxes.</p>	<p><b>Strategy</b></p> <p>In pursuing the option's objective, PIMCO applies a wide range of diverse strategies including duration analysis, credit analysis, relative value analysis, sector allocation and rotation and individual security selection. PIMCO's investment strategy emphasises active decision making with a long-term focus and seeks to avoid extreme swings in duration or maturity with a view to creating a steady stream of returns. PIMCO's portfolio construction and risk management efforts are designed to position the portfolio with exposure to a series of moderate risks, ensuring that no single trade idea or risk factor overwhelms the portfolio. Given its dynamic approach to active management, as well as its large size in certain cash markets, PIMCO may rely heavily on derivatives to implement its trade ideas. The option may invest in derivatives to gain or reduce exposure to relevant markets and to manage investment risk. The option aims to hedge currency risk.</p>
<p><b>Minimum suggested timeframe</b></p> <p>At least 3 years</p>	<p><b>Allocation</b></p>
<p><b>Risk</b></p> 	<p>0% ————— Range ————— 100% Benchmark</p> <p>100% 100% Cash and fixed interest</p>

<p><b>Objective</b> The option aims to earn an after fee and before taxes return in excess of the Bloomberg AusBond Composite 0+yr Index over rolling three-year periods.</p>	<p><b>Strategy</b> The option provides exposure to an actively managed portfolio of Australian bonds. The investment approach aims to capture returns from a variety of actively managed sources, including interest rate management (duration), yield curve positioning, sector and security selection. Risk management is a core focus and is supported by credit research, diversification of holdings and investment guidelines.</p>
<p><b>Minimum suggested timeframe</b> At least 3 years</p>	<p>The option is designed to be an active core fixed income allocation with a mandate to provide both defensive exposure and disciplined alpha generation. The option invests in government and semi-government bonds, corporate bonds and asset backed securities. Western Asset employs a value investing framework built on disciplined and rigorous analysis of prices relative to fundamental fair value.</p>
<p><b>Risk</b></p> 	<p><b>Allocation</b></p> <p>0% ————— Range ————— 100%    <b>Benchmark</b></p> <p>————— 100%    100%    Cash and fixed interest</p>

Aspect Absolute Return

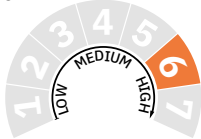
<p><b>Objective</b> To produce consistent absolute returns that are independent of overall movements in traditional stock and bond markets. The option aims to provide a return greater than the Reserve Bank of Australia cash rate over rolling three-year periods after fees and taxes.</p>	<p><b>Strategy</b> Aspect takes a quantitative and systematic approach to investment management. Aspect has no market sector or directional preference, and markets are selected on the basis of diversification, liquidity and transaction costs. The option aims to maximise diversification by spreading risk evenly across three uncorrelated investment themes; Momentum, Carry and Value, with no single theme dominating the return profile. The strategy employs a quantitative process to determine a view of the opportunities across the three investment styles. It has exposure to over 230 of the most liquid global financial and commodity futures, currency forwards and other derivative contracts. By maintaining a comparatively small exposure to any individual contract, Aspect achieves sector and contract diversification, thereby exploiting a wide range of opportunities and maximising expected long-term risk-adjusted returns.</p>
<p><b>Minimum suggested timeframe</b> At least 5 years</p>	<p><b>Allocation</b></p> <p>0% ————— Range ————— 100%    <b>Benchmark</b></p> <p>————— 0-100%    100%    Cash and derivatives</p>
<p><b>Risk</b></p> 	<p><b>Note:</b> Futures and forwards are used to establish the market exposure of the option. The face value of the option's combined long and short positions will frequently be greater than 100% of the net asset value of the option and, as a result, the option will often be leveraged. The option receives earnings from cash allocations for the benefit of investors. A performance fee rate of 10% (inclusive of the net effect of GST and any related GST credits) will apply on the dollar value of positive performance after management fees (less carried forward negative performance) above the Reserve Bank of Australia cash rate. For more information on the performance fee, refer to the fees section in the PDS.</p> <div style="border: 1px solid black; padding: 5px; margin-top: 10px;"> <p>This option has been identified as a 'complex' option. Accordingly, for this option, we have provided further disclosure and reporting prescribed by ASIC, as outlined in the PDS for the product you wish to invest in or are otherwise considering. This information is provided in the Reference Guide – Complex Funds, available online at <a href="http://cfs.com.au/complex">cfs.com.au/complex</a> or by calling 13 13 36.</p> </div>

Aspect Diversified Futures

<p><b>Objective</b> To generate significant medium-term capital growth independent of overall movements in traditional stock and bond markets within a rigorous risk management framework. The option aims to provide a return greater than the Reserve Bank of Australia cash rate over rolling three-year periods after fees and taxes.</p>	<p><b>Strategy</b> Aspect takes a quantitative and systematic approach to investment management. Aspect has no market sector or directional preference, and markets are selected on the basis of diversification, liquidity and transaction costs. Aspect's trend-following systems have exposure to over 230 of the most liquid global financial and commodity futures, currency forwards and (through an unlisted unit trust) other derivative contracts. These trend-following systems employ a quantitative process to collect, process and analyse market data in order for the model to determine a view of the trend-following opportunities in each market in the portfolio. By maintaining a comparatively small exposure to any individual contract, Aspect achieves sector and contract diversification, thereby allowing a wide range of opportunities to be exploited and maximising expected long-term risk-adjusted returns. The option aims to minimise unintentional currency exposure.</p>
<p><b>Minimum suggested timeframe</b> At least 5 years</p>	<p><b>Allocation</b></p> <p>0% ————— Range ————— 100%    <b>Benchmark</b></p> <p>————— 0-100%    N/A    Cash, futures and forwards</p>
<p><b>Risk</b></p> 	<p><b>Note:</b> Global financial and commodity futures, currency forwards and (through an unlisted unit trust) other derivative contracts are used to establish the market exposure of the option. The face value of the option's combined long and short positions will frequently be greater than 100% of the net asset value of the option and, as a result, the option will often be leveraged. The option receives earnings from cash allocations for the benefit of investors.</p> <p>A performance fee rate of 20% (inclusive of the net effect of GST and any related GST credits) will apply on the dollar value of positive performance after management fees (less carried forward negative performance) above the Reserve Bank of Australia cash rate. For more information on the performance fee, refer to the fees section in the PDS.</p> <div style="border: 1px solid black; padding: 5px; margin-top: 10px;"> <p>This option has been identified as a 'complex' option. Accordingly, for this option, we have provided further disclosure and reporting prescribed by ASIC, as outlined in the PDS for the product you wish to invest in or are otherwise considering. This information is provided in the Reference Guide – Complex Funds, available online at <a href="http://cfs.com.au/complex">cfs.com.au/complex</a> or by calling 13 13 36.</p> </div>


## AB Managed Volatility Equities

Lower volatility share

<p><b>Objective</b></p> <p>The option aims to achieve returns that exceed the S&amp;P/ASX 300 Accumulation Index over rolling five-year periods before fees and taxes.</p> <p><b>Minimum suggested timeframe</b></p> <p>At least 7 years</p> <p><b>Risk</b></p> 	<p><b>Strategy</b></p> <p>The option invests mainly in Australian Securities Exchange (ASX) listed shares but may also invest in global developed market shares (maximum limit of 20%) and cash. The option implements a managed volatility equities strategy that aims to reduce volatility by identifying, and investing in, high quality listed equity securities that have reasonable valuations, high quality cash flows and relatively stable share prices. The option does not always hedge the foreign currency exposures of its global equity assets to Australian dollars but the the Manager has the discretion to determine the extent of hedging against any foreign currency exposure. Derivatives may be used to manage risks (including foreign currency risk), invest cash, manage volatility and gain or reduce investment exposures. The assets of the option may be used as security (collateral) for derivatives entered into on behalf of the option. Derivatives will not be used for leveraging or gearing purposes.</p> <p><b>Allocation</b></p> <table border="1"> <thead> <tr> <th>Range</th> <th>Benchmark</th> </tr> </thead> <tbody> <tr> <td>60–100%</td> <td>N/A Australian shares</td> </tr> <tr> <td>0–20%</td> <td>N/A Global shares</td> </tr> <tr> <td>0–20%</td> <td>N/A Cash</td> </tr> </tbody> </table>	Range	Benchmark	60–100%	N/A Australian shares	0–20%	N/A Global shares	0–20%	N/A Cash
Range	Benchmark								
60–100%	N/A Australian shares								
0–20%	N/A Global shares								
0–20%	N/A Cash								


## Acadian Global Managed Volatility Equity

Lower volatility share

<p><b>Objective</b></p> <p>To provide returns similar to those of a global equity index, but with significantly lower absolute volatility and superior downside protection, over the longer term. Limiting absolute risk has the potential to allow investors to compound wealth more efficiently and steadily than traditional capitalisation weighted indices. The option aims to perform in line with the MSCI All Country World Index over rolling three-year periods before fees.</p> <p><b>Minimum suggested timeframe</b></p> <p>At least 7 years</p> <p><b>Risk</b></p> 	<p><b>Strategy</b></p> <p>The option's investment strategy is based on building an equity portfolio that aims to provide returns similar to those of the global equity market but with lower absolute volatility than the global market over the full market cycle. The option aims to exploit the 'low volatility anomaly', the historical pattern in which higher volatility stocks have underperformed lower volatility stocks on a risk-adjusted basis. The initial consideration in constructing the portfolio is its overall level of risk; in addition, the option uses the same stock forecasts as Acadian's other equity strategies. These forecasts are designed to incorporate characteristics such as quality, value, earnings growth, and price-related factors. The option invests in a diversified portfolio of equities worldwide, including North America and Europe. The option does not hedge currency risk.</p> <p>Important information on emerging markets risk is provided on pages 12 to 13.</p> <p><b>Allocation</b></p> <table border="1"> <thead> <tr> <th>Range</th> <th>Benchmark</th> </tr> </thead> <tbody> <tr> <td>90–100%</td> <td>100% Global shares</td> </tr> <tr> <td>0–10%</td> <td>0% Cash</td> </tr> </tbody> </table>	Range	Benchmark	90–100%	100% Global shares	0–10%	0% Cash
Range	Benchmark						
90–100%	100% Global shares						
0–10%	0% Cash						

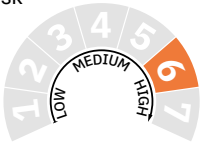
## Merlon Australian Share Income

Lower volatility share

<p><b>Objective</b></p> <p>The option aims to provide a higher level of tax-effective income with a lower level of risk than the S&amp;P/ASX 200 Accumulation Index, whilst also aiming to outperform the composite benchmark (70% S&amp;P/ASX 200 Accumulation Index, 30% Bloomberg Ausbond Bank Bill Index) on a total return basis over rolling three-year periods before fees and taxes.</p> <p><b>Minimum suggested timeframe</b></p> <p>At least 7 years</p> <p><b>Risk</b></p> 	<p><b>Strategy</b></p> <p>Merlon's investment approach is to construct a portfolio of undervalued companies, based on sustainable free cash flow, in broadly equal weights whilst using options to overlay downside protection on holdings with poor short-term momentum characteristics. An outcome of the investment style is a higher level of tax-effective income, along with the potential for capital growth over the medium term.</p> <p><b>Allocation</b></p> <table border="1"> <thead> <tr> <th>Range</th> <th>Benchmark</th> </tr> </thead> <tbody> <tr> <td>0–100%</td> <td>N/A Australian shares<sup>1</sup></td> </tr> <tr> <td>0–100%</td> <td>N/A Cash<sup>1</sup></td> </tr> </tbody> </table> <p><sup>1</sup> The ranges reflect the option's effective exposure (ie after taking derivatives into account).</p>	Range	Benchmark	0–100%	N/A Australian shares <sup>1</sup>	0–100%	N/A Cash <sup>1</sup>
Range	Benchmark						
0–100%	N/A Australian shares <sup>1</sup>						
0–100%	N/A Cash <sup>1</sup>						

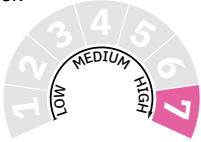
## State Street Australian Equity

Lower volatility share

<p><b>Objective</b> To outperform the S&amp;P/ASX 300 Accumulation Index over rolling five-year periods before fees and taxes but with a lower standard deviation than its benchmark.</p>	<p><b>Strategy</b> The option is a long only, benchmark-unaware active strategy, which invests in listed Australian securities selected primarily from the S&amp;P/ASX 300 Index. The strategy focuses on the manager's best investment ideas in the universe regardless of benchmark construction, investing in the highest conviction stocks which demonstrate strong expected returns as assessed by valuation, growth capability, investor sentiment and company quality. Equally important is the investment manager's assessment of risk, which aims to minimize total portfolio risk by incorporating a comprehensive array of stock, industry and market level risk considerations.</p>
<p><b>Minimum suggested timeframe</b> At least 7 years</p>	<p><b>Allocation</b></p> <p>0% ————— Range ————— 100%</p> <p>95–100%</p> <p>0–5%</p> <p><b>Benchmark</b> 100% Australian shares 0% Cash</p>
<p><b>Risk</b></p> 	

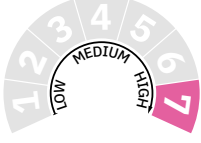
## Acadian Australian Equity

Australian share

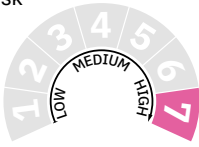
<p><b>Objective</b> To maximise risk-adjusted, long-term returns by investing in stocks listed on the Australian Securities Exchange while carefully controlling portfolio risk and transaction costs. The option aims to outperform the S&amp;P/ASX 300 Accumulation Index over rolling four-year periods before fees and taxes.</p>	<p><b>Strategy</b> The option's investment strategy is based on the belief that markets are inefficient, creating price anomalies that can be exploited by a disciplined, objective investment process. Acadian Australia's investment approach employs structured stock and peer group valuation models, which are designed to capture a broad range of relevant characteristics such as quality, value, earnings growth and price-related factors. This aims to systematically unearth securities with unrecognised value, as well as improving earnings prospects to help unlock that value.</p>
<p><b>Minimum suggested timeframe</b> At least 7 years</p>	<p><b>Allocation</b></p> <p>0% ————— Range ————— 100%</p> <p>90–100%</p> <p>0–10%</p> <p><b>Benchmark</b> 100% Global shares 0% Cash</p>
<p><b>Risk</b></p> 	

## Airlie Australian Share

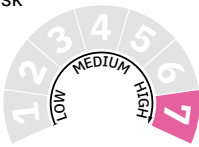
Australian Share

<p><b>Objective</b> The option aims to outperform the S&amp;P/ASX 200 Accumulation Index before fees and taxes over rolling four-year periods and provide long-term capital growth and regular income through investment in Australian equities.</p>	<p><b>Strategy</b> The option offers investors the opportunity to invest in a specialised and focused Australian equities strategy. Airlie's broad investment philosophy is to build portfolios using a bottom up investment approach with a belief that active management can produce significant wealth accumulation relative to passive management. Airlie assesses companies in the investment universe on four key criteria: financial strength, quality of the management team, quality of the business and valuation. The option's portfolio will generally comprise 15 to 35 securities.</p>
<p><b>Minimum suggested timeframe</b> At least 7 years</p>	<p><b>Allocation</b></p> <p>0% ————— Range ————— 100%</p> <p>90–100%</p> <p>0–10%</p> <p><b>Benchmark</b> N/A Australian shares N/A Cash and cash equivalents</p>
<p><b>Risk</b></p> 	



<p><b>Objective</b> The option aims to achieve returns (before fees and taxes) in excess of the S&amp;P/ASX 200 Accumulation Index over rolling three-year periods by primarily investing in listed Australian companies which meet Ausbil's sustainable approach to investing.</p>	<p><b>Strategy</b> Ausbil's active investment process aims to exploit the inefficiencies across the market, at all stages of the cycle and across all market conditions, with the aim of producing consistent and risk controlled outperformance, whilst applying its sustainability approach to investing. The option's sustainable approach to investing initially excludes companies that have material exposure to 'controversial activities'. Ausbil then applies its proprietary Environmental, Social and Corporate Governance (ESG) research to determine the sustainability profile of remaining companies. Companies that Ausbil determines to have poor sustainability profiles are excluded and the option can invest in companies that are determined by Ausbil to have relatively good sustainability profiles.</p>												
<p><b>Minimum suggested timeframe</b> At least 7 years</p>	<p>The option initially excludes companies with material direct and/or indirect exposure (defined as 10% or more of a company's earnings before interest and taxes (EBIT)) to controversial activities, as follows:</p>												
<p><b>Risk</b></p> 	<ul style="list-style-type: none"> <li>the production or distribution of alcohol, tobacco, gambling, adult content entertainment, weapons &amp; armaments, predatory lending products, animal cruelty, the logging of old growth forests;</li> <li>non-remediated case(s) of human rights violations and/ or inadequate risk management of potential human rights violations, including in supply chains;</li> <li>the mining and/or extraction of uranium; and</li> <li>the exploration, mining and/or distribution of fossil fuels, such as oil, gas, oil sands and coal, unless a company plays a net positive role in the transition to a low carbon economy.</li> </ul> <p>Ausbil's ESG research team has the discretion to use their research to make this assessment, applying it infrequently, based on companies having either:</p> <ul style="list-style-type: none"> <li>highly credible climate change commitments; and/or</li> <li>earnings from decarbonisation-related activities that exceed earnings from activities that have negative climate change impacts.</li> </ul> <p>Furthermore, the universe is refined to exclude companies with a direct exposure (0% of EBIT) to the production of tobacco, tobacco-based products and controversial weapons and armaments. Ausbil then applies its proprietary ESG research to the remaining companies based on the industry in which the company operates in (i.e. what a company does) and the company's ESG factors (i.e. how a company manages these factors), to determine a company's sustainability profile and sustainability score. Companies that Ausbil determines to have poor sustainability profiles are excluded. There are many factors that might contribute to Ausbil's view that a company has a poor sustainability profile, but examples include companies with poor employee safety and/or workplace practices and companies that Ausbil considers having significant, persistent and unresolved corporate governance issues, conflicts of interest in ownership and/or poor Board structures.</p> <p>The remaining companies are determined by Ausbil to have relatively good sustainability profiles and they are ranked by equally combining the sustainability score with Ausbil's equity analyst's conviction score, which is determined by Ausbil's proprietary company level research. The final step is the construction of a portfolio of companies that ensures at least half of the option's portfolio consists of the top third ranked companies. In addition, Ausbil actively engages with companies on sustainability issues and the wider industry that they operate in.</p> <p>This option considers aspects of ESG factors as part of its investment strategy. Refer to the Reference Guide – Sustainable Funds for more information.</p>												
<p><b>Allocation</b></p> <table border="1"> <tr> <td>0%</td> <td>Range</td> <td>100%</td> <td><b>Benchmark</b></td> </tr> <tr> <td></td> <td></td> <td>90–100%</td> <td>100% Australian shares</td> </tr> <tr> <td></td> <td></td> <td>0–10%</td> <td>0% Cash</td> </tr> </table>		0%	Range	100%	<b>Benchmark</b>			90–100%	100% Australian shares			0–10%	0% Cash
0%	Range	100%	<b>Benchmark</b>										
		90–100%	100% Australian shares										
		0–10%	0% Cash										

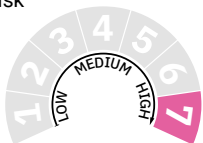
Ausbil Australian Active Equity

<p><b>Objective</b> To provide long-term growth with moderate tax-effective income. The option aims to outperform the S&amp;P/ASX 300 Accumulation Index over rolling three-year periods before fees and taxes.</p>	<p><b>Strategy</b> The option predominantly invests in a portfolio of listed large cap Australian equities in the S&amp;P/ASX 300 Index. The option seeks to identify earnings and earnings revisions at an early stage, and hence to pre-empt stock price movements. The manager also seeks to position the portfolio towards those sectors and stocks which it believes will experience positive earnings revisions and away from those it believes will suffer negative revisions. At any time, the portfolio will be tilted toward stocks which afford the most compelling opportunities for appreciation over the coming 12 months.</p>												
<p><b>Minimum suggested timeframe</b> At least 7 years</p>	<p><b>Allocation</b></p> <table border="1"> <tr> <td>0%</td> <td>Range</td> <td>100%</td> <td><b>Benchmark</b></td> </tr> <tr> <td></td> <td></td> <td>90–100%</td> <td>100% Australian shares</td> </tr> <tr> <td></td> <td></td> <td>0–10%</td> <td>0% Cash</td> </tr> </table>	0%	Range	100%	<b>Benchmark</b>			90–100%	100% Australian shares			0–10%	0% Cash
0%	Range	100%	<b>Benchmark</b>										
		90–100%	100% Australian shares										
		0–10%	0% Cash										
<p><b>Risk</b></p> 													



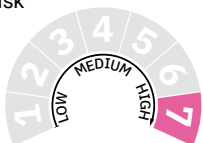
## Bennelong ex-20 Australian Equities

Australian share

<p><b>Objective</b></p> <p>To provide a total return, through investments in primarily Australian shares, that aims to outperform the S&amp;P/ASX 300 Accumulation Index excluding that part of the return that is generated by the stocks included in the S&amp;P/ASX 20 Index over rolling three-year periods after fees and before taxes.</p>	<p><b>Strategy</b></p> <p>The companies within the portfolio are primarily selected from, but not limited to, the S&amp;P/ASX 300 Accumulation Index, excluding the S&amp;P/ASX 20 Index. The option may also invest in securities listed on other exchanges where such securities relate to ASX-listed securities.</p>
<p><b>Minimum suggested timeframe</b></p> <p>At least 7 years</p>	<p><b>Allocation</b></p> <p>0% <span style="display: inline-block; width: 100px; border-bottom: 1px solid black; position: relative; top: -5px;"> <span style="position: absolute; left: 40%; transform: translate(-50%, -50%);">Range</span> <span style="position: absolute; right: 0; top: -5px;">100%</span> </span> <b>Benchmark</b></p> <p><span style="display: inline-block; width: 100px; height: 10px; background: linear-gradient(to right, #ccc 0%, #000 90%, #000 100%);"></span> <b>100%</b> Australian shares</p> <p><span style="display: inline-block; width: 100px; height: 10px; background: linear-gradient(to right, #000 0%, #000 10%, #ccc 10%, #ccc 100%);"></span> <b>0-10%</b> <b>0%</b> Cash</p>
<p><b>Risk</b></p> 	<p>A performance fee may apply of 15% (inclusive of the net effect of GST and any related GST credits) of any amount by which the investment return of the option (after management fees) is greater than the return generated by the S&amp;P/ASX 300 Accumulation Index excluding constituents that are also members of the S&amp;P/ASX 20 Index.</p> <p>For more information on the performance fee, refer to the fees section in the PDS.</p>

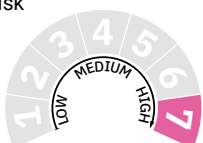
## DNR Capital Australian Equities High Conviction

Australian share

<p><b>Objective</b></p> <p>To invest in a high conviction portfolio of Australian equities that aims to outperform the S&amp;P/ASX 200 Accumulation Index (before fees and taxes) over rolling three-year periods.</p>	<p><b>Strategy</b></p> <p>DNR Capital believes a focus on quality will enhance returns when combined with a thorough valuation overlay. DNR Capital seeks to identify good quality businesses that are mispriced by overlaying DNR Capital's quality filter, referred to as the 'quality web', with a strong valuation discipline. DNR Capital's security selection process has a strong bottom up discipline and focuses on buying quality businesses at reasonable prices. The portfolio construction process is influenced by a top-down economic appraisal and also considers the risk characteristics of the portfolio such as security and sector correlations. The investment strategy is intended to result in a portfolio that is high conviction and invests for the medium term.</p>
<p><b>Minimum suggested timeframe</b></p> <p>At least 7 years</p>	<p><b>Allocation</b></p> <p>0% <span style="display: inline-block; width: 100px; border-bottom: 1px solid black; position: relative; top: -5px;"> <span style="position: absolute; left: 40%; transform: translate(-50%, -50%);">Range</span> <span style="position: absolute; right: 0; top: -5px;">100%</span> </span> <b>Benchmark</b></p> <p><span style="display: inline-block; width: 100px; height: 10px; background: linear-gradient(to right, #ccc 0%, #000 80%, #000 100%);"></span> <b>80-100%</b> <b>100%</b> Australian shares</p> <p><span style="display: inline-block; width: 100px; height: 10px; background: linear-gradient(to right, #000 0%, #000 20%, #ccc 20%, #ccc 100%);"></span> <b>0-20%</b> <b>0%</b> Cash</p>
<p><b>Risk</b></p> 	

## DNR Capital Australian Equity Income

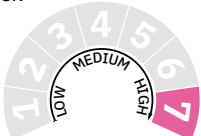
Australian share

<p><b>Objective</b></p> <p>The option aims to outperform the S&amp;P/ASX 200 Industrials Index (before fees and taxes) and deliver higher levels of income relative to the Index over a rolling three-year period by investing in a portfolio of Australian equities.</p>	<p><b>Strategy</b></p> <p>DNR Capital believes a focus on quality will enhance returns when combined with a thorough valuation overlay. The portfolio seeks to identify quality investments, delivering sustainable, growing income through securities that have high and sustainable dividend capability, strong profit-to-cash conversion, and relatively assured earnings growth. Portfolio construction considers stock weightings based on the risk versus expected return. It is also influenced by a top-down economic appraisal, sector exposures and liquidity considerations.</p> <p>DNR Capital believes a focus on quality will enhance returns when combined with a thorough valuation overlay. DNR Capital seeks to identify good quality businesses that are mispriced by overlaying DNR Capital's quality filter, referred to as the 'quality web', with a strong valuation discipline. DNR Capital's security selection process has a strong bottom up discipline and focuses on buying quality businesses at reasonable prices. The portfolio construction process is influenced by a top-down economic appraisal and also considers the risk characteristics of the portfolio such as security and sector correlations. The investment strategy is intended to result in a portfolio that is high conviction and invests for the medium term.</p>
<p><b>Minimum suggested timeframe</b></p> <p>At least 7 years</p>	<p><b>Allocation</b></p> <p>0% <span style="display: inline-block; width: 100px; border-bottom: 1px solid black; position: relative; top: -5px;"> <span style="position: absolute; left: 40%; transform: translate(-50%, -50%);">Range</span> <span style="position: absolute; right: 0; top: -5px;">100%</span> </span> <b>Benchmark</b></p> <p><span style="display: inline-block; width: 100px; height: 10px; background: linear-gradient(to right, #ccc 0%, #000 80%, #000 100%);"></span> <b>80-100%</b> <b>100%</b> Australian shares</p> <p><span style="display: inline-block; width: 100px; height: 10px; background: linear-gradient(to right, #000 0%, #000 20%, #ccc 20%, #ccc 100%);"></span> <b>0-20%</b> <b>0%</b> Cash</p>
<p><b>Risk</b></p> 	



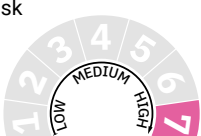
## Fidelity Australian Equities

Australian share

<p><b>Objective</b> To achieve returns in excess of the S&amp;P/ASX 200 Accumulation Index over rolling three-year periods before fees and taxes.</p>	<p><b>Strategy</b> The Fidelity Australian Equities option provides investors with the potential for long-term capital growth and some income by investing in a diversified portfolio of listed Australian shares. Fidelity believes that markets are semi-efficient and share prices don't always reflect inherent value. Through in-house, bottom-up company research, Fidelity aims to uncover the opportunities that it believes offer the greatest scope for outperformance. Based on this research approach, Fidelity seeks out stocks that it believes are undervalued and likely to generate growth. The companies selected for the portfolio must demonstrate good management, strong competitive advantages and enjoy favourable industry dynamics.</p>
<p><b>Minimum suggested timeframe</b> At least 7 years</p>	<p><b>Allocation</b> 0% ————— Range ————— 100% 90–100% 0–10%</p> <p><b>Benchmark</b> 100% Australian shares 0% Cash</p>
<p><b>Risk</b></p> 	


## First Sentier Concentrated Australian Share

Australian share

<p><b>Objective</b> To provide long-term capital growth by investing in a concentrated portfolio of 15–30 stocks. The option aims to outperform the S&amp;P/ASX 300 Accumulation Index over rolling three-year periods before fees and taxes.</p>	<p><b>Strategy</b> The option's strategy is based on the belief that, over the medium-to-long term, stock prices are driven by the ability of management to generate excess returns over their cost of capital in their chosen industry. The option generally invests in a concentrated selection of high quality companies with strong balance sheets and earnings in the S&amp;P/ASX 300 Accumulation Index. The option may use derivatives for efficient portfolio management as well as risk management purposes. The option predominantly invests in Australian companies and therefore does not hedge currency risk.</p>
<p><b>Minimum suggested timeframe</b> At least 7 years</p>	<p><b>Allocation</b> 0% ————— Range ————— 100% 90–100% 0–10%</p> <p><b>Benchmark</b> 100% Australian shares 0% Cash</p>
<p><b>Risk</b></p> 	

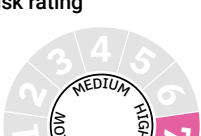
## First Sentier Imputation

Australian share

<p><b>Objective</b> To combine long-term capital growth with tax-effective income by targeting Australian growth companies with a high level of franked dividends. The option aims to outperform the S&amp;P/ASX 300 Accumulation Index over rolling three-year periods before fees and taxes.</p>	<p><b>Strategy</b> The option's strategy has an emphasis on companies that provide long term capital growth and growing dividends with tax-effective income. The strategy is based on the belief that, over the medium-to-long term, stock prices are driven by the ability of management to generate excess returns over their cost of capital in their chosen industry. The option generally invests in high quality companies with strong balance sheets and earnings. The option predominantly invests in Australian companies and therefore does not hedge currency risk.</p>
<p><b>Minimum suggested timeframe</b> At least 7 years</p>	<p><b>Allocation</b> 0% ————— Range ————— 100% 90–100% 0–10%</p> <p><b>Benchmark</b> 100% Australian shares 0% Cash</p>
<p><b>Risk</b></p> 	

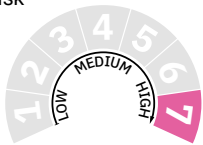
## Infinity Core Australian Equity

Australian share

<p><b>Objective</b> The option aims to outperform the S&amp;P/ASX 200 Accumulation Index over rolling three-year periods before fees and taxes.</p>	<p><b>Strategy</b> This strategy is designed for investors who may be seeking exposure to a mix of Australian companies listed on the ASX and part of the S&amp;P/ASX 200 Accumulation Index, who can tolerate higher levels of investment risk and the potential for negative returns in any single year. The long-term, strategic asset allocation aims to have 100% exposure to growth assets (shares and listed property). Infinity adopts an active approach to managing investment portfolios with an integrated focus on sustainable investing. Infinity's investment philosophy is built on the premise that financial markets are inefficient over the short to medium term and that appropriate asset allocation along with security selection can be utilised to effectively reduce overall investment risk while providing the opportunity to add value through a market cycle.</p>
<p><b>Minimum suggested timeframe</b> At least 7 years</p>	<p><b>Allocation</b> 0% ————— Range ————— 100% 90–100% 0–10%</p> <p><b>Benchmark</b> 100% Australian shares 0% Cash</p>
<p><b>Risk rating</b></p> 	

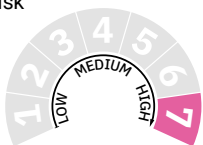
## Investors Mutual Australian Share

Australian share

<p><b>Objective</b> To provide investors with a rate of return (after fees and before taxes) which exceeds the return of the S&amp;P/ASX 300 Accumulation Index on a rolling four-year basis.</p>	<p><b>Strategy</b> Investors Mutual Limited (IML) uses a conservative investment style with a long-term focus. IML aims to deliver consistent returns for clients through the disciplined application of a fundamental, quality and value-based approach to investing. The option will invest in a diversified portfolio of quality ASX-listed industrial and resource shares, where these shares are identified by our investment team as being undervalued.</p>
<p><b>Minimum suggested timeframe</b> At least 7 years</p>	<p><b>Allocation</b></p> <p>0% ————— Range ————— 100%</p> <p>90–100%</p> <p><b>Benchmark</b> 100% Australian shares 0% Cash</p>
<p><b>Risk</b></p> 	

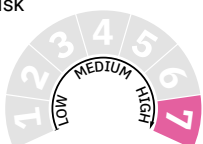
## Lazard Select Australian Equity

Australian share

<p><b>Objective</b> To achieve total returns (including income and capital appreciation and before fees and taxes) that exceed those of the S&amp;P/ASX 200 Accumulation Index by 5% per annum over rolling five-year periods.</p>	<p><b>Strategy</b> The investment strategy of the option is to provide investors with access to companies listed on the Australian Securities Exchange that Lazard believes are out of favour and trading below their intrinsic value. The number of stocks will generally range between 12 and 30 depending on Lazard's active investment decisions and assessment of the relative value of the companies. The option may also invest up to 10% in companies listed on the New Zealand Stock Exchange.</p>
<p><b>Minimum suggested timeframe</b> At least 7 years</p>	<p><b>Allocation</b></p> <p>0% ————— Range ————— 100%</p> <p>95–100%</p> <p><b>Benchmark</b> 100% Australian shares 0% Cash</p>
<p><b>Risk</b></p> 	

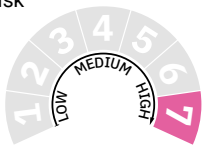
## Martin Currie Australia Equity Income

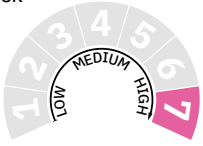
Australian share

<p><b>Objective</b> To generate an after-tax income yield in excess of the S&amp;P/ASX 200 Index franked yield over rolling three-year periods before fees and taxes. The option aims to provide long-term growth in its dividend income in excess of CPI.</p>	<p><b>Strategy</b> The investment manager seeks to provide a growing income stream by investing in a diversified portfolio of high-quality companies. The investment manager combines extensive fundamental research into long-term normalised earnings power, quantitative research and disciplined portfolio construction to identify the most attractive income opportunities. The portfolio is managed in a tax-aware manner in order to maximise the benefit from franking credits and maintain low levels of portfolio turnover.</p>
<p><b>Minimum suggested timeframe</b> At least 7 years</p>	<p><b>Allocation</b></p> <p>0% ————— Range ————— 100%</p> <p>90–100%</p> <p><b>Benchmark</b> 100% Australian shares 0% Cash</p>
<p><b>Risk</b></p> 	

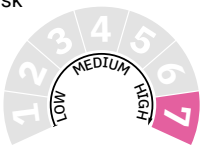
## Pendal Australian Share

Australian share

<p><b>Objective</b> The option aims to provide a return (before fees, costs and taxes) that exceeds the S&amp;P/ASX 300 Accumulation Index over rolling three-year periods.</p>	<p><b>Strategy</b> This option is designed for investors who want the potential for long term capital growth and tax effective income, diversification across a broad range of Australian companies and industries and are prepared to accept higher variability of returns. The option may also hold cash and may use derivatives. Pendal's investment process for Australian shares is based on its core investment style and aims to add value through active stock selection and fundamental company research. Pendal's core investment style is to select stocks based on its assessment of their long-term worth and ability to outperform the market, without being restricted by a growth or value bias. Pendal's fundamental company research focuses on valuation, franchise, management quality and risk factors (both financial and non-financial risk). Derivatives may be used to reduce risk and can act as a hedge against adverse movements in a particular market and/or in the underlying assets. Derivatives can also be used to gain exposure to assets and markets.</p>
<p><b>Minimum suggested timeframe</b> At least 7 years</p>	<p><b>Allocation</b></p> <p>0% ————— Range ————— 100%</p> <p>80–100%</p> <p><b>Benchmark</b> 100% Australian shares 0% Cash</p>
<p><b>Risk</b></p> 	

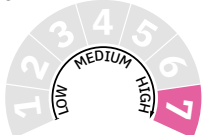
<p><b>Objective</b> The option aims to provide a return (before fees, costs and taxes) that exceeds the S&amp;P/ASX 200 Accumulation Index over rolling three-year periods, whilst maximising the portfolio's focus on sustainability.</p>	<p><b>Strategy</b> This option is designed for investors who want the potential for long-term capital growth and tax effective income, diversification across a broad range of Australian companies and industries and are prepared to accept higher variability of returns. The option uses an active stock selection process that combines Pendal's sustainable and ethical criteria with financial analysis. Pendal actively seeks out companies and industries that demonstrate Environmental, Social and Corporate Governance (ESG) and ethical practices. In managing the option, Pendal will not invest in companies directly involved in the production of tobacco (including e-cigarettes and inhalers), manufacture or distribution of controversial weapons, supply of goods or services specifically related to controversial weapons, exploration, extraction or refinement of fossil fuels (specifically coal, oil and gas), manufacture, own or operate gambling facilities, gaming services or other forms of wagering, produce pornography, manufacture of non-controversial weapons or armaments, produce alcoholic beverages, directly undertake animal testing for cosmetic products or live animal export, directly provide products or services with lending practices that are unfair or deceptive and breaches and misconduct. The option will also not invest in companies directly involved in any of the following activities, where such activities account for 10% or more gross revenue: fossil fuel-based power generation, fossil fuel refinement or distribution (coal, oil and gas)<sup>1</sup>, provision of supplies or services which relate specifically to fossil fuel extraction or exploration (coal, oil and gas)<sup>1</sup>, directly mining uranium for the purpose of nuclear power generation, unsustainable forestry or forest products, including non-Forest Stewardship Council certified forest products or non-Roundtable on Sustainable Palm Oil certified palm oil production, indirect provision of gambling, distribution or retailing of pornography, distribution or retailing of non-controversial weapons or armaments; or supply of goods or services specifically related to non-controversial weapons or armaments, distribution or retailing of alcoholic beverages and distribution of tobacco (including e-cigarettes and inhalers) or supply of goods or services specifically related to the tobacco industry. The option may hold cash and may use derivatives, ethical screens are not applied to these assets. The use of derivatives may result in the option having indirect exposure to the excluded companies from time to time. Pendal actively engages with the management of the companies they invest in to manage risk, effect change and realise potential value over the long term. This option considers aspects of ESG factors as part of its investment strategy. Refer to the Reference Guide – Sustainable Funds for more information.</p>												
<p><b>Minimum suggested timeframe</b> At least 7 years</p>													
<p><b>Risk</b></p> 	<p><b>Allocation</b></p> <table border="1"> <tr> <td>0%</td> <td>Range</td> <td>100%</td> <td><b>Benchmark</b></td> </tr> <tr> <td></td> <td></td> <td>90-100%</td> <td>100% Australian shares</td> </tr> <tr> <td>0-10%</td> <td></td> <td></td> <td>0% Cash</td> </tr> </table> <p>1. Companies with a climate transition plan may be exempted from this exclusion, provided that they have in place a Paris Agreement aligned transition plan and produce climate-related financial disclosures annually, which in both cases the Manager considers credible.</p>	0%	Range	100%	<b>Benchmark</b>			90-100%	100% Australian shares	0-10%			0% Cash
0%	Range	100%	<b>Benchmark</b>										
		90-100%	100% Australian shares										
0-10%			0% Cash										

Perennial Value Australian Share

<p><b>Objective</b> To grow the value of your investment over the long term via a combination of capital growth and tax-effective income by investing in a diversified portfolio of Australian shares. The option aims to outperform the S&amp;P/ASX 300 Accumulation Index over rolling three-year periods before fees and taxes.</p>	<p><b>Strategy</b> Perennial Value is an active value-based investment manager which invests in companies which are believed to have sustainable businesses (qualitative) and offer good value (quantitative). Original research is the cornerstone to this approach. Detailed modelling is conducted on approximately 200 companies, comprising the major companies listed on the Australian Securities Exchange and a number of smaller and mid-cap companies where the market capitalisation exceeds \$50 million (therefore the shares may at times fall outside the S&amp;P/ASX 300 Accumulation Index). The process aims to ensure that the investment decisions are focused on buying stocks offering good value and selling stocks offering poor value.</p>												
<p><b>Minimum suggested timeframe</b> At least 7 years</p>	<p><b>Allocation</b></p> <table border="1"> <tr> <td>0%</td> <td>Range</td> <td>100%</td> <td><b>Benchmark</b></td> </tr> <tr> <td></td> <td></td> <td>90-100%</td> <td>100% Australian shares</td> </tr> <tr> <td>0-10%</td> <td></td> <td></td> <td>0% Cash</td> </tr> </table>	0%	Range	100%	<b>Benchmark</b>			90-100%	100% Australian shares	0-10%			0% Cash
0%	Range	100%	<b>Benchmark</b>										
		90-100%	100% Australian shares										
0-10%			0% Cash										
<p><b>Risk</b></p> 													

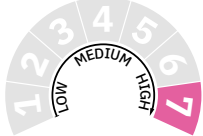
## Perpetual Australian Share

Australian share

<p><b>Objective</b> To provide long-term capital growth and regular income through investment in quality industrial and resource shares. The option aims to outperform the S&amp;P/ASX 300 Accumulation Index over rolling three-year periods before fees and taxes.</p>	<p><b>Strategy</b> Perpetual researches companies of all sizes using consistent share selection criteria. Perpetual's priority is to select those companies that represent the best investment quality and are appropriately priced. In determining investment quality, investments are carefully selected on the basis of four key investment criteria: conservative debt levels; sound management; quality business; and recurring earnings. Derivatives may be used in managing this option.</p>
<p><b>Minimum suggested timeframe</b> At least 7 years</p>	<p><b>Allocation</b></p> <p>0% ————— Range ————— 100%</p> <p>90–100%</p> <p>0–10%</p> <p><b>Benchmark</b> 100% Australian shares<sup>1</sup> 0% Cash</p>
<p><b>Risk</b></p> 	<p>1 The option invests primarily in Australian listed shares, and may have up to 20% exposure to stocks outside of Australia. Currency hedges may be used from time to time. Currency risk is due to the exposure to international companies.</p>

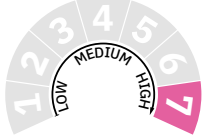
## Perpetual Industrial Share

Australian share

<p><b>Objective</b> To provide long-term capital growth and regular income predominantly through investment in quality Australian industrial shares. The option aims to outperform the S&amp;P/ASX 300 Industrials Accumulation Index over rolling three-year periods before fees and taxes.</p>	<p><b>Strategy</b> Perpetual researches companies of all sizes using consistent share selection criteria. Perpetual's priority is to select those companies that represent the best investment quality and are appropriately priced. In determining investment quality, investments are carefully selected on the basis of four key investment criteria: conservative debt levels; sound management; quality business; and recurring earnings. Derivatives may be used in managing the option.</p>
<p><b>Minimum suggested timeframe</b> At least 7 years</p>	<p><b>Allocation</b></p> <p>0% ————— Range ————— 100%</p> <p>90–100%</p> <p>0–10%</p> <p><b>Benchmark</b> 100% Australian industrial shares<sup>2</sup> 0% Cash</p>
<p><b>Risk</b></p> 	<p>2 The option invests primarily in Australian listed shares, and may have up to 10% exposure to stocks outside of Australia. Currency hedges may be used from time to time. Currency risk is due to the exposure to international companies.</p>

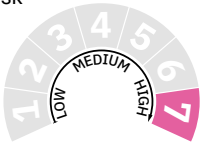
## Realindex Australian Share Value

Australian share

<p><b>Objective</b> To provide capital and income growth by investing in Australian shares and outperforming the S&amp;P/ASX 200 Accumulation Index over rolling five-year periods before fees and taxes.</p>	<p><b>Strategy</b> Realindex forms a universe of Australian companies based on accounting measures, which gives the portfolio a value tilt. Factors such as quality, near-term value and momentum are applied to form a final portfolio of companies. The resulting portfolio has a value tilt relative to the benchmark and provides the benefits of being lower in cost, lower turnover and highly diversified compared to traditional active investment strategies. By weighting the portfolio based on accounting measures and factors such as quality, value and momentum, Realindex aims to generate higher returns versus the benchmark over the long term.</p>
<p><b>Minimum suggested timeframe</b> At least 7 years</p>	<p><b>Allocation</b></p> <p>0% ————— Range ————— 100%</p> <p>95–100%</p> <p>0–5%</p> <p><b>Benchmark</b> 100% Australian shares 0% Cash</p>
<p><b>Risk</b></p> 	

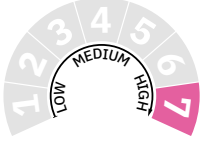
## Schroder Australian Equity

Australian share

<p><b>Objective</b> To outperform the S&amp;P/ASX 200 Accumulation Index over rolling three-year periods before fees and taxes, by investing in a broad range of companies from Australia and New Zealand.</p>	<p><b>Strategy</b> The option is an actively managed core Australian equity portfolio with a focus on investing in quality stocks predominantly in Australia characterised by strong returns on capital with a sustainable competitive advantage. The option draws on Schroders' deep research capabilities, with a long term focus on investing, it is suitable as a core portfolio holding over the medium to long term.</p>
<p><b>Minimum suggested timeframe</b> At least 7 years</p>	<p><b>Allocation</b></p> <p>0% ————— Range ————— 100%  <span style="display: inline-block; width: 95%; height: 10px; background-color: #4a7ebb; border: 1px solid black;"></span> <b>95-100%</b>  <span style="display: inline-block; width: 5%; height: 10px; background-color: #003366; border: 1px solid black;"></span> <b>0-5%</b></p> <p><b>Benchmark</b>  <b>100%</b> Australian shares  <b>0%</b> Cash</p>
<p><b>Risk</b></p> 	

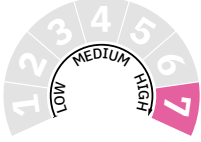
## Solaris Core Australian Equity

Australian share

<p><b>Objective</b> To outperform the S&amp;P/ASX 200 Accumulation Index over rolling three-year periods before fees and taxes.</p>	<p><b>Strategy</b> Solaris has an investment style described as style-neutral having no consistent bias to value or growth stocks. Solaris picks stocks using fundamental analysis to exploit market inefficiencies in forecasts and valuations. Fundamental analysis and stock selection are optimised by analysts being empowered and rewarded as portfolio managers.</p>
<p><b>Minimum suggested timeframe</b> At least 7 years</p>	<p><b>Allocation</b></p> <p>0% ————— Range ————— 100%  <span style="display: inline-block; width: 95%; height: 10px; background-color: #4a7ebb; border: 1px solid black;"></span> <b>95-100%</b>  <span style="display: inline-block; width: 5%; height: 10px; background-color: #003366; border: 1px solid black;"></span> <b>0-5%</b></p> <p><b>Benchmark</b>  <b>100%</b> Australian shares  <b>0%</b> Cash</p>
<p><b>Risk</b></p> 	

## WaveStone Australian Share

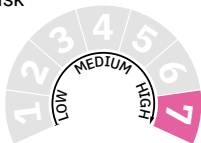
Australian share

<p><b>Objective</b> The option aims to outperform the S&amp;P/ASX 300 Accumulation Index before fees, costs and taxes over rolling three-year periods.</p>	<p><b>Strategy</b> WaveStone is an active investment manager that places primary emphasis on bottom-up stock picking through comprehensive research, instead of targeting a market index exposure. WaveStone's investment approach focuses on companies which WaveStone believe exhibit Sustainable Competitive Advantage (SCA). A company's SCA is determined after analysing its corporate make up or 'DNA' and the broader industry dynamics within which it operates. This includes an assessment of the track record of the company's management team including their approach to capital allocation. WaveStone then applies a set of valuation, balance sheet and growth tests to further refine the number of companies that are considered suitable for the portfolio. Applying portfolio risk guidelines to the target portfolio of companies together with an assessment of how each company's share price is currently trading will determine the final portfolio mix for the option, typically between 20-50 individual company holdings.</p>
<p><b>Minimum suggested timeframe</b> At least 7 years</p>	<p>The option can invest up to 10% in companies listed on international stock exchanges. This exposure may be hedged back to the Australian dollar from time to time at WaveStone's discretion. Derivatives may be used as a risk management tool to hedge against adverse market movements and at times, to gain exposure to underlying investments.</p>
<p><b>Risk</b></p> 	<p><b>Allocation</b></p> <p>0% ————— Range ————— 100%  <span style="display: inline-block; width: 90%; height: 10px; background-color: #4a7ebb; border: 1px solid black;"></span> <b>90-100%</b>  <span style="display: inline-block; width: 10%; height: 10px; background-color: #003366; border: 1px solid black;"></span> <b>0-10%</b></p> <p><b>Benchmark</b>  <b>100%</b> Australian shares<sup>1</sup>  <b>0%</b> Cash</p>

<sup>1</sup> Maximum 10% weighting to global shares listed in developed markets.

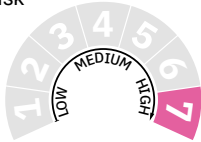
## Ausbil Australian Emerging Leaders

Australian share – small companies

<p><b>Objective</b> To provide long-term growth by investing in both mid and small-cap stocks which possess potential for superior growth. The option aims to outperform the composite benchmark (70% S&amp;P/ASX Midcap 50 Accumulation Index and 30% S&amp;P/ASX Small Ordinaries Accumulation Index) over rolling three-year periods before fees and taxes.</p>	<p><b>Strategy</b> The option predominantly invests in a portfolio of listed mid and small-cap Australian equities in the S&amp;P/ASX 300 Index, but generally excludes securities from the S&amp;P/ASX 50 Index. The option seeks to identify earnings and earnings revisions at an early stage, and hence to pre-empt stock price movements. The manager also seeks to position the portfolio towards those sectors and stocks which it believes will experience positive earnings revisions and away from those it believes will suffer negative revisions. At any time, the portfolio will be tilted toward stocks which afford the most compelling opportunities for appreciation over the coming 12 months.</p>
<p><b>Minimum suggested timeframe</b> At least 7 years</p>	<p><b>Allocation</b></p> <p>0% ————— Range ————— 100%</p> <p>90–100%</p> <p>0–10%</p> <p><b>Benchmark</b> 100% Australian shares 0% Cash</p>
<p><b>Risk</b></p> 	<p>A performance fee may apply of 15% of the gross return (before management fees) above a composite benchmark (inclusive of the net effect of GST and any related GST credits). The composite benchmark consists of a weighting of 70% to the S&amp;P/ASX Midcap 50 Accumulation Index and 30% to the S&amp;P/ASX Small Ordinaries Accumulation Index. For more information on the performance fee, refer to the fees section in the PDS.</p>

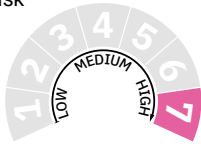
## Celeste Australian Small Companies

Australian share – small companies

<p><b>Objective</b> To provide exposure to listed Australian companies outside the S&amp;P/ASX 100 Accumulation Index and produce investment returns which exceed the S&amp;P/ASX Small Ordinaries Accumulation Index, over rolling five-year periods before fees and taxes.</p>	<p><b>Strategy</b> The option provides exposure to a portfolio of 20 to 50 smaller company shares, actively managed to achieve returns above the S&amp;P/ASX Small Ordinaries Accumulation Index over the medium term.</p>
<p><b>Minimum suggested timeframe</b> At least 7 years</p>	<p><b>Allocation</b></p> <p>0% ————— Range ————— 100%</p> <p>90–100%</p> <p>0–10%</p> <p><b>Benchmark</b> 100% Australian shares 0% Cash</p>
<p><b>Risk</b></p> 	<p>A performance fee may apply of 20% of the net return (after management fees), above the S&amp;P/ASX Small Ordinaries Accumulation Index. For more information on the performance fee, refer to the fees section in the PDS.</p>

## Eiger Australian Small Companies

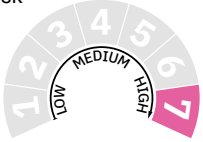
Australian share – small companies

<p><b>Objective</b> The option aims to outperform the S&amp;P/ASX Small Ordinaries Accumulation Index over rolling five-year periods (after fees and taxes).</p>	<p><b>Strategy</b> The option is an actively managed, style unaware portfolio of small to medium companies. The Eiger team follow a disciplined and proven investment management approach which seeks to identify quality companies that can deliver over the medium term.</p>
<p><b>Minimum suggested timeframe</b> At least 7 years</p>	<p><b>Allocation</b></p> <p>0% ————— Range ————— 100%</p> <p>90–100%</p> <p>0–10%</p> <p><b>Benchmark</b> 100% Australian shares<sup>1</sup> 0% Cash</p>
<p><b>Risk</b></p> 	<p>A performance fee may apply of 20% of the net return (after management fees) above the S&amp;P/ASX Small Ordinaries Accumulation Index.</p>

<sup>1</sup> The option may have a small exposure to shares listed solely on the New Zealand Stock Exchange in its Australian share exposure.

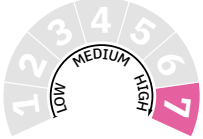
## First Sentier Australian Small Companies

Australian share – small companies

<p><b>Objective</b> To provide long-term capital growth by investing predominantly in small Australian companies. The option aims to outperform the S&amp;P/ASX Small Ordinaries Accumulation Index over rolling three-year periods before fees and taxes.</p>	<p><b>Strategy</b> The option's strategy is to favour companies with sustainable competitive advantages, strong financials, quality management and predictable earnings. By investing in these companies, the option aims to deliver superior returns over the long term. The option predominantly invests in Australian companies and therefore does not hedge currency risk.</p>
<p><b>Minimum suggested timeframe</b> At least 7 years</p>	<p><b>Allocation<sup>1</sup></b></p> <p>0% ————— Range ————— 100%</p> <p>90–100%</p> <p>0–10%</p> <p><b>Benchmark</b> 100% Australian shares 0% Cash</p>
<p><b>Risk</b></p> 	

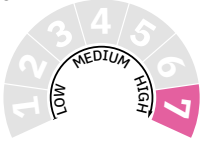
## Infinity SMID Australian Equity

Australian share - small companies

<p><b>Objective</b> The option aims to outperform the S&amp;P/ASX Mid Small Cap Index over rolling three-year periods before fees and taxes.</p>	<p><b>Strategy</b> This strategy is designed for investors who may be seeking exposure to a mix of small to mid-cap Australian companies listed on the ASX and part of the S&amp;P/ASX Mid Small (TR) Index, who can tolerate a high level of investment risk and the potential for negative returns in any single year. The long-term, strategic asset allocation aims to have 100% exposure to growth assets (shares and listed property).</p>
<p><b>Minimum suggested timeframe</b> At least 7 years</p>	<p>Infinity adopts an active approach to managing investment portfolios with an integrated focus on sustainable investing. Infinity's investment philosophy is built on the premise that financial markets are inefficient over the short to medium term and that appropriate asset allocation along with security selection can be utilised to effectively reduce overall investment risk while providing the opportunity to add value through a market cycle.</p>
<p><b>Risk rating</b></p> 	<p><b>Allocation</b></p> <p>0% ————— Range ————— 100%</p> <p>85–100%</p> <p>0–15%</p> <p><b>Benchmark</b> 100% Australian shares 0% Cash</p>

## Investors Mutual Future Leaders

Australian share – small companies

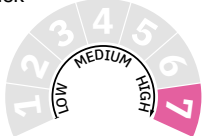
<p><b>Objective</b> To provide a rate of return (after fees and expenses and before taxes) that exceeds the return of the S&amp;P/ASX Small Ordinaries Accumulation Index on a rolling four-year basis.</p>	<p><b>Strategy</b> The option will invest in a diversified portfolio of quality ASX listed Australian shares outside the Top 50 shares listed on the ASX, where these shares are identified by the investment team as being undervalued.</p>
<p><b>Minimum suggested timeframe</b> At least 7 years</p>	<p><b>Allocation</b></p> <p>0% ————— Range ————— 100%</p> <p>80–100%</p> <p>0–20%</p> <p><b>Benchmark</b> 100% Australian shares 0% Cash</p>
<p><b>Risk</b></p> 	

<sup>1</sup> A reference to Australian shares or companies may include, for example, units in trusts listed on the Australian Securities Exchange (ASX) and/or investments in companies listed on an overseas stock exchange if they are also listed on the ASX. The option may have a small exposure to shares listed solely on the New Zealand Stock Exchange in its Australian share exposure. The option may also purchase unlisted securities on the basis that the securities will list in the future.



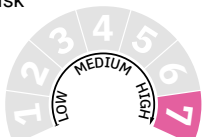
## Longwave Australian Small Companies<sup>1</sup>

Australian share – small companies

<p><b>Objective</b> The option aims to outperform the S&amp;P ASX Small Ordinaries Accumulation Index over rolling seven-year periods before fees and taxes.</p>	<p><b>Strategy</b> The strategy consists of a combination of fundamental and quantitative processes leading to a diversified portfolio of high-quality small companies. Quantitative models built from many years of fundamental experience and insight are designed to assess companies for risk of failure across a range of characteristics, for example commercial viability, shareholder risk, management and business quality, accounting risk, significant company events and liquidity. Fundamental research is applied to each company to identify probability of outperformance and determine business value drivers, apply analyst judgements, and form a view on fair value.</p>
<p><b>Minimum suggested timeframe</b> At least 7 years</p>	<p><b>Allocation</b></p> <p>0% ————— Range ————— 100%</p> <p>90–100%</p> <p>0–10%</p> <p><b>Benchmark</b> 100% Australian shares 0% Cash</p>
<p><b>Risk</b></p> 	

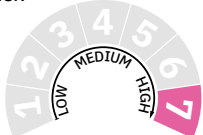
## OC Premium Small Companies

Australian share – small companies

<p><b>Objective</b> To outperform the S&amp;P/ASX Small Ordinaries Accumulation index by 3–5% over rolling five-year periods before fees and taxes.</p>	<p><b>Strategy</b> OC provides a long-only benchmark-unaware strategy with a target investment universe of ASX-listed securities outside the S&amp;P/ASX 100 Index. OC has a bottom-up, active approach to investing where the research effort is internally driven and focused on company visits and industry analysis. The team has a core focus on high quality businesses, favouring companies with strong management, simple and transparent business models, sustainable competitive advantages, favourable operational risk characteristics and attractive valuation metrics. There is a heavy emphasis on risk management, where OC screens out complex or speculative businesses from its investment process. The team also has a strong sell discipline which helps minimise losses when companies' financial or operational expectations are not met.</p>
<p><b>Minimum suggested timeframe</b> At least 7 years</p>	<p><b>Allocation</b></p> <p>0% ————— Range ————— 100%</p> <p>80–100%</p> <p>0–20%</p> <p><b>Benchmark</b> 100% Australian shares 0% Cash</p>
<p><b>Risk</b></p> 	<p>A performance fee may apply of 20% of the net return (after management fees) above the S&amp;P/ASX Small Ordinaries Accumulation Index (inclusive of the net effect of GST and any related GST credits). For more information on the performance fee, refer to the fees section in the PDS.</p>

## Realindex Australian Small Companies Value

Australian share – small companies

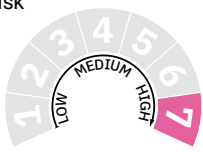
<p><b>Objective</b> To provide capital and income growth by investing in smaller Australian companies and outperforming the S&amp;P/ASX Small Ordinaries Accumulation Index over rolling five-year periods before fees and taxes.</p>	<p><b>Strategy</b> Realindex forms a universe of smaller Australian companies based on accounting measures, which gives the portfolio a value tilt. Factors such as quality, near-term value and momentum are applied to form a final portfolio of companies. The resulting portfolio has a value tilt relative to the benchmark and provides the benefits of being lower in cost, lower turnover and highly diversified compared to traditional active investment strategies. By weighting the portfolio based on accounting measures and factors such as quality, value and momentum, Realindex aims to generate higher returns versus the benchmark over the long term.</p>
<p><b>Minimum suggested timeframe</b> At least 7 years</p>	<p><b>Allocation</b></p> <p>0% ————— Range ————— 100%</p> <p>95–100%</p> <p>0–5%</p> <p><b>Benchmark</b> 100% Australian shares 0% Cash</p>
<p><b>Risk</b></p> 	

<sup>1</sup> Management of this investment option has changed from a previous manager to Longwave Capital. Portfolio transition will commence in June 2024 but due to the underlying securities in the previous portfolio, it may take some time before the option reflects Longwave's target portfolio. Please refer to the 'Product Update' section of our website at [cfs.com.au/product-updates](https://cfs.com.au/product-updates) for updates on the progress of the transition



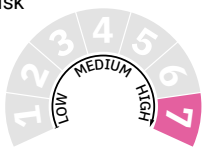
## Baillie Gifford Sustainable Growth

Global share

<p><b>Objective</b> To outperform the MSCI All Country World Index in AUD over rolling five-year periods before fees and taxes.</p>	<p><b>Strategy</b> The Sustainable Growth option aims to invest in companies that are capable of maintaining a decade or more of profitable growth, and are doing so by either distributing products/services that can add value to broader society, or by demonstrating business practices that help to shape industry standards and influence wider change. Over the long-term a 'virtuous circle' emerges—businesses that show leadership in how they treat stakeholders will strengthen their competitive position and, thereby, their growth prospects. There is no need to choose between making a profit and making a difference.</p>
<p><b>Minimum suggested timeframe</b> At least 7 years</p>	
<p><b>Risk</b></p> 	<p>Identifying companies where this 'virtuous circle' is strong requires the deep integration of sustainability analysis with Baillie Gifford's research and decision-making process. The team utilises a nine question research framework to test both the enduring growth and enduring good characteristics of companies. The result is a well-diversified 55-80 holding portfolio with exposure to a wide range of growth opportunities while ensuring that the bar for inclusion remains high. Baillie Gifford classify companies according to the global challenges they seek to address; problems of People, Planet or Prosperity. These are further subdivided into key sustainability themes present within the portfolio, as outlined in the strategy's process and philosophy in the <a href="#">Class A PDS</a>.</p> <p>Baillie Gifford recognise that sustainable investors expect all holdings in their portfolio to exceed certain minimum standards. The strategy, therefore, explicitly excludes companies that derive more than 10% of their annual gross revenue from the production or sale of alcohol, tobacco, adult entertainment, armaments (weapons systems, components, and support systems and services and from the manufacture and retail of civilian firearms and ammunition), gambling-related business activities and fossil fuels (companies involved in the extraction and/or production of oil and gas or the mining and sale of thermal coal, including lignite, bituminous, anthracite and steam coal. It excludes revenue from metallurgical coal, coal mined for internal power generation, intra-company sales of mined thermal coal, and revenue from coal trading). Baillie Gifford also exclude companies that contravene the UN Global Compact Principles for Responsible Business.</p> <p>The option does not hedge currency risk.</p> <p>This option considers aspects of ESG factors as part of its investment strategy. Refer to the Reference Guide – Sustainable Funds for more information.</p> <p><b>Allocation</b></p> <p>0% ————— Range ————— 100%</p> <p>95-100%</p> <p>0-5%</p> <p><b>Benchmark</b></p> <p>100% Global shares 0% Cash</p> <p>For further information about the investment strategy and investment process, please refer to the <a href="#">Baillie Gifford Funds Class A PDS</a>.</p>

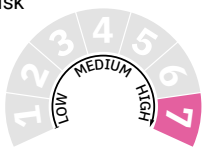
## Baillie Gifford Long Term Global Growth

Global share

<p><b>Objective</b> To outperform the MSCI All Country World Index over rolling five-year periods before fees and taxes.</p>	<p><b>Strategy</b> The option is a purely stock-driven, unconstrained global equity strategy focused on investing in exceptional growth companies. This approach is expressly long term, with Baillie Gifford holding a belief that investing in companies with the scope to grow to multiples of their current size has the potential to transform the returns for investors over time. The option does not hedge currency risk.</p>
<p><b>Minimum suggested timeframe</b> At least 7 years</p>	
<p><b>Risk</b></p> 	<p><b>Allocation</b></p> <p>0% ————— Range ————— 100%</p> <p>95-100%</p> <p>0-5%</p> <p><b>Benchmark</b></p> <p>100% Global shares 0% Cash</p>

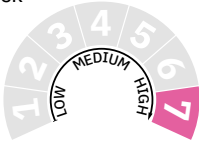
## Barrow Hanley Concentrated Global Share

Global share

<p><b>Objective</b> The option aims to provide a return (before fees, costs and taxes) that exceeds the MSCI World ex-Australia Index in AUD over rolling five-year periods.</p>	<p><b>Strategy</b> The Investment Manager strives to achieve the objectives by adopting a value-oriented, bottom-up investment process focused on in-depth fundamental research to identify companies that trade below their intrinsic value for reasons that they can identify, believe are temporary and have a clearly identified path to achieving fair value. The Investment Manager aims to select the most attractive securities to construct a concentrated, high active share portfolio that provides asymmetrical returns by participating in up markets while protecting in down markets. The portfolio will exhibit a clear value bias and seek characteristics such as 1) price / earnings ratios below the market, 2) price / book ratios below the market, 3) enterprise value / free cash flow ratios below the market and 4) dividend yields above the market.</p>
<p><b>Minimum suggested timeframe</b> At least 7 years</p>	
<p><b>Risk</b></p> 	<p>The option will primarily invest in companies incorporated in developed markets and may hold up to 20% of the portfolio in companies incorporated in emerging markets. The option does not hedge currency risk. Important information on emerging markets risk is provided on pages 12 to 13.</p> <p><b>Allocation</b></p> <p>0% ————— Range ————— 100%</p> <p>90-100%</p> <p>0-10%</p> <p><b>Benchmark</b></p> <p>100% Global shares 0% Cash</p>

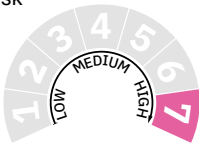
## Barrow Hanley Global Share

Global share

<p><b>Objective</b> To provide long-term capital growth and income through investment in quality global shares. The option aims to outperform the MSCI World Index over rolling three-year periods before fees and taxes.</p>	<p><b>Strategy</b> The Investment Manager strives to achieve the objectives by adopting a value-oriented, bottom-up investment process focused on in-depth fundamental research to identify companies that trade below their intrinsic value for reasons that they can identify, believe are temporary and have a clearly identified path to achieving fair value. The Investment Manager aims to select the most attractive securities to construct a well-diversified, high active share portfolio that provides asymmetrical returns by participating in up markets while protecting in down markets. The portfolio will exhibit a clear value bias and seek characteristics such as 1) price/earnings ratios below the market, 2) price/book ratios below the market, 3) enterprise value/free cash flow ratios below the market and 4) dividend yields above the market.</p>
<p><b>Minimum suggested timeframe</b> At least 7 years</p>	<p>The option will primarily invest in companies incorporated in developed markets and may hold up to 20% of the portfolio in companies incorporated in emerging markets. The portfolio has no direct tobacco stock exposure. The option does not hedge currency risk.</p>
<p><b>Risk</b></p> 	<p>Important information on emerging markets risk is provided on pages 12 to 13.</p> <p><b>Allocation</b></p> <p>0% ————— Range ————— 100%</p> <p>95-100%</p> <p>0-5%</p> <p><b>Benchmark</b></p> <p>100% Global shares</p> <p>0% Cash</p>

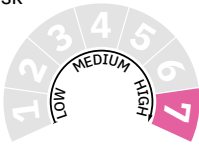
## Epoch Global Equity Shareholder Yield

Global share

<p><b>Objective</b> To generate superior risk-adjusted returns with a dividend yield that exceeds the dividend yield of the MSCI World (ex Australia) Index, over rolling five-year periods before fees and taxes.</p>	<p><b>Strategy</b> The option pursues attractive total returns with an above average level of income by investing in a diversified portfolio of global companies with strong and growing free cash flow. Companies in the portfolio possess managements that focus on creating value for shareholders through consistent and rational capital allocation policies with an emphasis on cash dividends, share repurchases and debt reduction – the key components of shareholder yield. The portfolio generally holds between 90 and 120 stocks from equity markets worldwide (including emerging markets), with risk controls to diversify the sources of shareholder yield and minimise volatility.</p>
<p><b>Minimum suggested timeframe</b> At least 7 years</p>	<p>The option does not hedge currency risk.</p>
<p><b>Risk</b></p> 	<p>Important information on emerging markets risk is provided on pages 12 to 13.</p> <p><b>Allocation</b></p> <p>0% ————— Range ————— 100%</p> <p>90-100%</p> <p>0-10%</p> <p><b>Benchmark</b></p> <p>100% Global shares</p> <p>0% Cash</p>

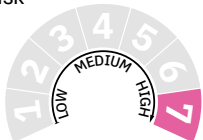
## GQG Partners Global Equity

Global share

<p><b>Objective</b> The option aims to seek long term capital appreciation by investing directly or indirectly in equity securities and equity-linked securities anywhere in the world that GQG Partners believes can sustain long term earnings growth and are available at a reasonable price. The objective of the option is to provide a rate of return (after fees and expenses and before taxes) which exceeds the return of the MSCI All Country World Index ex Tobacco Index (AUD) over rolling five-year periods.</p>	<p><b>Strategy</b> The GQG Global Equity strategy seeks long-term capital appreciation by investing primarily in the equity securities of both U.S. and non-U.S. issuers that GQG believes are undervalued by the market. GQG believes that concentrated portfolios comprised of companies meeting GQG's quality and growth criteria, managed in a benchmark-agnostic fashion, will enable them to offer attractive risk-adjusted returns against the market index. GQG believes that out-performing the benchmark in down markets is essential to achieving compounding. Therefore, the investment philosophy is ingrained in seeking to buy high-quality companies and building portfolios that focus on diversifying end-consumer risk. GQG expects that this approach will achieve the dual objectives of achieving growth and managing downside risk. The option does not hedge currency risk.</p>
<p><b>Minimum suggested timeframe</b> At least 7 years</p>	<p>Important information on emerging markets risk is provided on pages 12 to 13.</p>
<p><b>Risk</b></p> 	<p><b>Allocation</b></p> <p>0% ————— Range ————— 100%</p> <p>90-100%</p> <p>0-10%</p> <p><b>Benchmark</b></p> <p>100% Global shares</p> <p>0% Cash and cash equivalents</p>

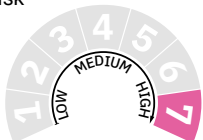
## GQG Partners Global Equity – Hedged

Global share

<p><b>Objective</b></p> <p>The option aims to seek long term capital appreciation by investing directly or indirectly in equity securities and equity-linked securities in the world that GQG Partners believes can sustain long term earnings growth and are available at a reasonable price. The objective of the option is to provide a rate of return (after fees, expenses and before taxes) which exceeds the return of the MSCI All Country World Index ex Tobacco Index hedged to AUD over rolling five-year periods.</p>	<p><b>Strategy</b></p> <p>The GQG Global Equity strategy seeks long-term capital appreciation by investing primarily in the equity securities of both U.S. and non-U.S. issuers that GQG believes are undervalued by the market. GQG believe that concentrated portfolios of high-quality companies with durable earnings, managed in a benchmark-agnostic fashion, will enable them to offer attractive risk-adjusted returns against the market index. GQG believe that out-performing in down markets is essential to achieving compounding. Therefore, the investment philosophy ingrained in buying high-quality companies and building portfolios that focus on diversifying end-consumer risk. GQG expect that this approach will achieve the dual objectives of achieving growth and protecting on the downside. The option aims to hedge currency risk.</p> <p>Important information on emerging markets risk is provided on pages 12 to 13.</p>
<p><b>Minimum suggested timeframe</b></p> <p>At least 7 years</p>	<p><b>Allocation</b></p> <p>0% ————— Range ————— 100%</p> <p>90–100%</p> <p><b>Benchmark</b></p> <p>100% Global shares</p> <p>0% Cash and cash equivalent</p>
<p><b>Risk</b></p> 	

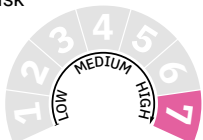
## Hyperion Global Growth Companies

Global share

<p><b>Objective</b></p> <p>The option aims to achieve long-term returns above the MSCI World Index over rolling five-year periods (before fees and taxes) and minimise the risk of permanent capital loss.</p>	<p><b>Strategy</b></p> <p>The strategy invests primarily in growth-oriented companies listed on recognised global exchanges. Typically, the strategy is highly concentrated with 15-30 stocks.</p> <p>Hyperion's investment process uses rigorous and in-depth quantitative and qualitative analysis to establish a unique portfolio. Fundamental analysis is central to the research effort, with a particular focus afforded to company-specific and qualitative industry factors.</p>
<p><b>Minimum suggested timeframe</b></p> <p>At least 7 years</p>	<p><b>Allocation</b></p> <p>0% ————— Range ————— 100%</p> <p>80–100%</p> <p><b>Benchmark</b></p> <p>100% Global shares</p> <p>0% Cash</p>
<p><b>Risk</b></p> 	<p>A performance fee may apply of 20% of the net return (after management fees) above the MSCI World Index.</p>

## Intermede Global Equities

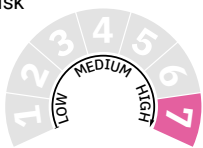
Global share

<p><b>Objective</b></p> <p>The option aims to deliver a return that exceeds the MSCI All Country World Index (before fees and taxes) over rolling seven-year periods.</p>	<p><b>Strategy</b></p> <p>Intermede engages in intensive research to identify investment opportunities in mid and large capitalisation companies and across developed and emerging markets. The option is a concentrated portfolio of approximately 40 equities. Intermede's investment philosophy is that companies with good management and strong market positions in attractive industries will outperform if their shares are bought at the right price. Intermede implements its philosophy through a rigorous investment process. Intermede looks for companies that meet some or all of the following criteria; a sustainable competitive advantage eg a dominant position in their industry; a superior business model eg their costs grow more slowly than revenue; excellent management team eg proven track record and clear strategy for growth, and a price lower than Intermede's valuation for the company.</p> <p>Important information on emerging markets risk is provided on pages 12 to 13.</p>
<p><b>Minimum suggested timeframe</b></p> <p>At least 7 years</p>	<p><b>Allocation</b></p> <p>0% ————— Range ————— 100%</p> <p>90–100%</p> <p><b>Benchmark</b></p> <p>100% Global shares</p> <p>0% Cash</p>
<p><b>Risk</b></p> 	



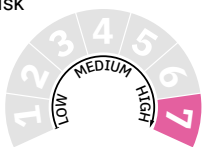
## Magellan Global Share – Hedged<sup>1</sup>

Global share

<p><b>Objective</b></p> <p>To achieve attractive risk-adjusted returns over the medium-to-long term, while reducing the risk of permanent capital loss via investment in global equities. The option aims to deliver 9% p.a. net of fees over the economic cycle. The option also aims to outperform the MSCI World Index hedged to Australian dollars over rolling five-year periods before fees and taxes.</p>	<p><b>Strategy</b></p> <p>Magellan aims to find companies at attractive prices which have sustainable competitive advantages which translate into returns on capital in excess of their cost of capital for a sustained period of time. Magellan will endeavour to acquire these companies at a discount to its assessment of the intrinsic value of the companies. The portfolio will consist of 20 to 40 investments. The option aims to hedge foreign currency exposure.</p>
<p><b>Minimum suggested timeframe</b></p> <p>At least 7 years</p>	<p><b>Allocation</b></p> <p>0% ————— Range ————— 100%</p> <p>0–20% <span style="float: right;">80–100%</span></p> <p><b>Benchmark</b></p> <p>100% Global shares 0% Cash</p> <p>A performance fee may apply of 10% of the net return (after management fees) above the MSCI World Index hedged to Australian dollars (inclusive of the net effect of GST and any related GST credits). For more information on the performance fee, refer to the fees section in the PDS.</p>
<p><b>Risk</b></p> 	

## MFS Global Equity

Global share

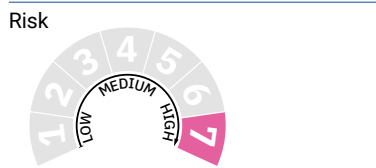
<p><b>Objective</b></p> <p>To provide capital appreciation over the longer term by investing in a diversified portfolio of global shares (unhedged) and aims to outperform the MSCI World Index over rolling five-year periods, before fees and taxes.</p>	<p><b>Strategy</b></p> <p>MFS' philosophy is based on the belief that companies with durable above-average growth and return prospects, which are not reflected in their valuation, will outperform over the long run. The value of compounding high returns on capital and above-average growth rates over long time periods is often underestimated by the market. Through fundamental analysis, MFS seeks to identify enduring businesses, focusing on operational risks and the long-term potential for change. MFS considers whether the valuation reflects the long-term growth and returns of the company, and to what extent it adequately incorporates risk. This option does not typically hedge currency risk.</p> <p>Important information on emerging markets risk is provided on pages 12 to 13.</p>
<p><b>Minimum suggested timeframe</b></p> <p>At least 7 years</p>	<p><b>Allocation</b></p> <p>0% ————— Range ————— 100%</p> <p>0–10% <span style="float: right;">90–100%</span></p> <p><b>Benchmark</b></p> <p>100% Global shares 0% Cash</p>
<p><b>Risk</b></p> 	

<sup>1</sup> Hedged means the option aims to hedge foreign currency exposure.



**Objective**  
To outperform the MSCI All Country World Index in AUD over rolling five-year periods before fees and taxes.

**Minimum suggested timeframe**  
At least 7 years

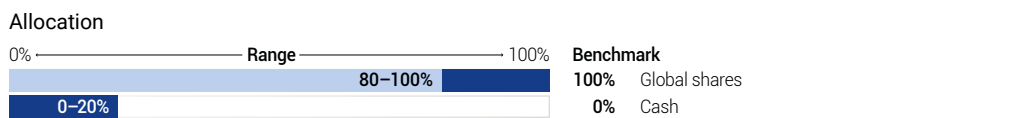


**Strategy**  
The option is an actively managed, diversified, global equity strategy that seeks to outperform traditional global equity indices through investment in a large and growing component of the overall global equity universe positively impacted by global sustainability trends. The option provides investors with exposure to a diversified portfolio of listed companies that are assessed to be benefiting from, or contributing to, improving global environmental sustainability and resource efficiency – primarily in areas such as clean energy, energy efficiency, industrial efficiency, advanced and sustainable materials, waste management, recycling and pollution control, food and agricultural productivity and healthcare technology.

Nanuk's investment process incorporates a valuation-based approach coupled with fundamental insights into industries and investee companies and is focused on delivering strong investment returns from a negatively and positively screened investment universe focused on industries related to environmental sustainability and resource efficiency. Nanuk seeks to avoid investment in companies with levels of involvement in activities that are deemed by Nanuk to be inconsistent with the option's focus on sustainability, companies operating in severe or potentially severe contravention of established norms for responsible business practices (such as those outlined in the UN Global Compact) or companies that are involved in areas of significant environmental or ethical concern set by Nanuk from time to time, or otherwise misaligned with the sustainability focus of Nanuk. This is implemented via negative based screening in the construction of the option's investment universe.

Exclusions include, but are not limited to, companies deriving net revenue from the exploration, extraction or processing of coal and natural gas, exploration, production or refining of oil, financing or unconventional extraction (e.g. fracking) of fossil fuels, production of palm oil, production and distribution of military combat equipment and weapons, production or sales of civilian firearms, production of alcohol and tobacco products, production of fur products, commercial fishing, production and distribution of cannabis, the operation of correctional or gambling facilities, production or sales of hazardous pesticides, uranium mining and processing, production or distribution of pornography. Exclusions, subject to thresholds of up to 30% of reported net sales, also apply to companies involved in fossil fuel generation, distribution and services to the fossil fuel industry, services related to military combat equipment, the production, distribution and services related to military non-combat equipment, factory farming and generation from nuclear power. Exceptions to these exclusions apply to businesses identified for divestment. The option does not hedge currency exposure. Important information on emerging markets risk is provided on pages 12 to 13.

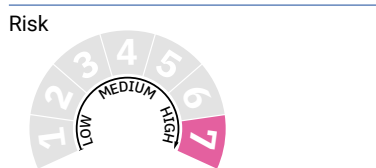
For further details about Nanuk's investment process, please see Nanuk's ESG Policy.  
This option considers aspects of ESG factors as part of its investment strategy. Refer to the Reference Guide – Sustainable Funds for more information.



Pendal Global Select

**Objective**  
The option aims to provide a return (before fees, costs and taxes) that exceeds the MSCI All Country World Index over rolling 5 year periods.

**Minimum suggested timeframe**  
At least 7 years



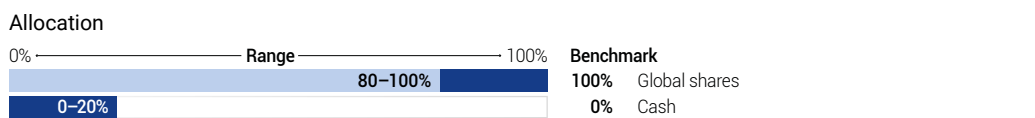
**Strategy**  
The option is designed for investors who want the potential for long-term capital growth from a concentrated portfolio of developed and emerging market listed global equities, with an investment time frame of five years or greater and are prepared to accept higher variability of returns.

The option's strategy is based on a belief that stock markets are inefficient and aim to exploit market anomalies via an investment process that combines both top-down and bottom-up research. The underlying investment manager's distinct '4-Dimensional' investment process (stocks, sectors, countries, time/change) focuses on the behaviour of each share price to determine whether the most important driver of each prospective investment is stock specific, sector or country-based. The strategy will typically hold 30–60 stocks and is benchmark agnostic.

The option has assets that are denominated in foreign currencies. This means that changes to the Australian dollar relative to foreign currencies may affect the value of the assets of the strategy. Generally, these currency exposures will not be hedged to the Australian dollar but Pendal may do so from time to time.

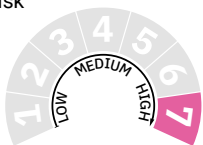
Derivatives may be used to reduce risk and can act as a hedge against adverse movements in a particular market and/or in the underlying assets. Derivatives may also be used to gain exposure to assets and markets.

Important information on emerging markets risk is provided on pages 12 to 13.



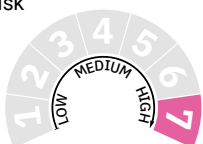
## Realindex Global Share Value

Global share

<p><b>Objective</b> To provide capital and income growth by investing in global shares and outperforming the MSCI All Country World (ex Australia) Index, over rolling five-year periods before fees and taxes.</p>	<p><b>Strategy</b> Realindex forms a universe of global companies based on accounting measures, which gives the portfolio a value tilt. Factors such as quality, near-term value and momentum are applied to form a final portfolio of companies. The resulting portfolio has a value tilt relative to the benchmark and provides the benefits of being lower in cost, lower turnover and highly diversified compared to traditional active investment strategies. By weighting the portfolio based on accounting measures and factors such as quality, value and momentum, Realindex aims to generate higher returns versus the benchmark over the long term. The option does not hedge currency exposure. Important information on emerging markets risk is provided on pages 12 to 13.</p>
<p><b>Minimum suggested timeframe</b> At least 7 years</p>	
<p><b>Risk</b></p> 	<p><b>Allocation</b></p> <p>0% ————— Range ————— 100%</p> <p>95-100%</p> <p>0-5%</p> <p><b>Benchmark</b> 100% Global shares 0% Cash</p>

## Realindex Global Share Value – Hedged<sup>1</sup>

Global share

<p><b>Objective</b> To provide capital and income growth by investing in global shares and outperforming the MSCI All Country World (ex Australia) Index, hedged to Australian dollars over rolling five-year periods before fees and taxes.</p>	<p><b>Strategy</b> Realindex forms a universe of global companies based on accounting measures, which gives the portfolio a value tilt. Factors such as quality, near-term value and momentum are applied to form a final portfolio of companies. The resulting portfolio has a value tilt relative to the benchmark and provides the benefits of being lower in cost, lower turnover and highly diversified compared to traditional active investment strategies. By weighting the portfolio based on accounting measures and factors such as quality, value and momentum, Realindex aims to generate higher returns versus the benchmark over the long term. The option aims to hedge currency exposure. Important information on emerging markets risk is provided on pages 12 to 13.</p>
<p><b>Minimum suggested timeframe</b> At least 7 years</p>	
<p><b>Risk</b></p> 	<p><b>Allocation</b></p> <p>0% ————— Range ————— 100%</p> <p>95-100%</p> <p>0-5%</p> <p><b>Benchmark</b> 100% Global shares 0% Cash</p>

## Stewart Investors Worldwide Leaders Sustainability

Global share

<p><b>Objective</b> To achieve long-term capital appreciation by investing in companies that contribute to, and benefit from, sustainable development. The option aims to exceed the MSCI All Country World Index over rolling five-year periods before fees and taxes. The option is actively managed and the benchmark does not limit or constrain portfolio construction.</p>	<p><b>Strategy</b> The option aims to achieve its investment objective by investing in a diversified portfolio of equity or equity-related securities<sup>2</sup> of larger capitalisation companies which are listed in, traded or dealt on any of the regulated markets worldwide. Stewart Investors undertakes a bottom-up and qualitative approach to identifying, analysing and investing in companies, which it believes can deliver long-term positive financial returns and also contribute to, and benefit from, sustainable development. Stewart Investors considers a company contributes to, and benefits from, sustainable development if its activities lead to positive social outcomes and may lead to positive environmental outcomes. The option invests in larger capitalisation companies with a minimum investible market cap (free float) of US\$5 billion at the time of initial investment.<sup>3,4</sup> The option does not hedge currency risk. For more information about Stewart Investors' investment process, please refer to '<a href="#">Stewart Investors' approach to sustainability and ESG</a>'. Important information on emerging markets risk is provided on pages 12 and 13. This option considers aspects of ESG factors as part of its investment strategy. Refer to the Reference Guide – Sustainable Funds for more information.</p>
<p><b>Minimum suggested timeframe</b> At least 7 years</p>	
<p><b>Risk</b></p> 	<p><b>Allocation</b></p> <p>0% ————— Range ————— 100%</p> <p>80-100%</p> <p>0-20%</p> <p><b>Benchmark</b> 100% Global shares 0% Cash</p>

<sup>1</sup> Hedged means the option aims to hedge currency exposure.

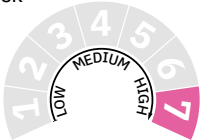
<sup>2</sup> The option may have exposure to 'equity-related securities' if it is entitled to such securities via a corporate action.

<sup>3</sup> For the purposes of this option, Stewart Investors refers to companies of this size as 'Leaders'.

<sup>4</sup> The option can actively trade (buy and sell) a security that it continually holds, even if the minimum investable market cap falls below the threshold.

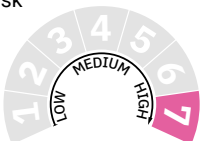
## Stewart Investors Worldwide Sustainability

Global share

<p><b>Objective</b></p> <p>To achieve long-term capital appreciation by investing in companies that contribute to, and benefit from, sustainable development.</p> <p>The option aims to exceed the MSCI All Country World Index over rolling five-year periods before fees and taxes.</p> <p>The option is actively managed and the benchmark doesn't limit or constrain portfolio construction.</p>	<p><b>Strategy</b></p> <p>The option aims to achieve its investment objective by investing in a diversified portfolio of equity or equity-related securities<sup>1</sup> of companies which are listed in, traded or dealt on any of the regulated markets worldwide.</p> <p>Stewart Investors undertakes a bottom-up and qualitative approach to identifying, analysing and investing in companies, which it believes can deliver long-term positive financial returns and also contribute to, and benefit from, sustainable development. Stewart Investors considers a company contributes to, and benefits from, sustainable development if its activities lead to positive social outcomes and may lead to positive environmental outcomes.</p> <p>The option does not hedge currency risk.</p> <p>For more information about Stewart Investors' investment process, please refer to <a href="#">'Stewart Investors' approach to sustainability and ESG'</a>.</p>
<p><b>Minimum suggested timeframe</b></p> <p>At least 7 years</p>	<p>Important information on emerging markets risk is provided on pages 12 and 13.</p> <p>This option considers aspects of ESG factors as part of its investment strategy. Refer to the Reference Guide – Sustainable Funds for more information.</p>
<p><b>Risk</b></p> 	<p><b>Allocation</b></p> <p>0% ————— Range ————— 100%</p> <p>80–100%</p> <p>0–20%</p> <p><b>Benchmark</b></p> <p>100% Global shares</p> <p>0% Cash</p>

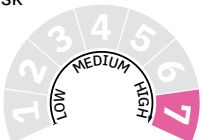
## Talaria Global Equity

Global share

<p><b>Objective</b></p> <p>The option aims to generate superior risk-adjusted returns and distributions 3% per annum greater than the yield on the MSCI World (ex Australia) Value Index over rolling five-year periods before fees and taxes.</p>	<p><b>Strategy</b></p> <p>Talaria's lower risk approach seeks to compound wealth and reduce volatility via a combination of capital appreciation and an above average level of income. Talaria generally invests in 25 – 40 global companies trading at discounts to its assessment of their intrinsic value. The conservative use of options to enter and exit positions generates consistent income and lowers portfolio volatility. This option does not hedge currency risk.</p>
<p><b>Minimum suggested timeframe</b></p> <p>At least 7 years</p>	<p><b>Allocation</b></p> <p>0% ————— Range ————— 100%</p> <p>80–100%</p> <p>0–20%</p> <p><b>Benchmark</b></p> <p>100% Global shares and options</p> <p>0% Cash</p>
<p><b>Risk</b></p> 	

## T. Rowe Price Global Equity

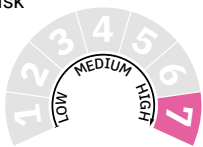
Global share

<p><b>Objective</b></p> <p>To provide long-term capital appreciation by investing primarily in a diversified portfolio of companies that have the potential for above-average and sustainable rates of earnings growth. The option aims to outperform the MSCI All Country World (ex Australia) Index over rolling three-year periods before fees and taxes.</p>	<p><b>Strategy</b></p> <p>T. Rowe Price believes that active management, driven by bottom-up fundamental research, can uncover and exploit anomalies among global equities. The team applies a global, high-conviction, and growth-oriented approach, looking for companies with the potential for either growth or relative improvement, located in industries where the outlook is becoming more attractive across developed and emerging markets. The option's benchmark is unhedged. Currency hedging may be used from time to time.</p> <p>Important information on emerging markets risk is provided on pages 12 to 13.</p>
<p><b>Minimum suggested timeframe</b></p> <p>At least 7 years</p>	<p><b>Allocation</b></p> <p>0% ————— Range ————— 100%</p> <p>90–100%</p> <p>0–10%</p> <p><b>Benchmark</b></p> <p>100% Global shares</p> <p>0% Cash</p>
<p><b>Risk</b></p> 	

<sup>1</sup> The option may have exposure to 'equity-related securities' if it is entitled to such securities via a corporate action.

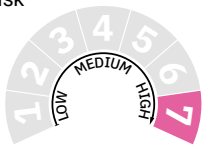
## T. Rowe Price Global Equity – Hedged<sup>1</sup>

Global share

<p><b>Objective</b></p> <p>To provide long-term capital appreciation by investing primarily in a diversified portfolio of companies that have the potential for above average and sustainable rates of earnings growth. The option aims to outperform the MSCI All Country World (ex Australia) Index – Hedged over rolling three-year periods before fees and taxes.</p>	<p><b>Strategy</b></p> <p>T. Rowe Price believes that active management, driven by bottom-up fundamental research, can uncover and exploit anomalies among global equities. The team applies a global, high-conviction, and growth-oriented approach, looking for companies with the potential for either growth or relative improvement, located in industries where the outlook is becoming more attractive across developed and emerging markets. The option aims to hedge currency risk.</p> <p>Important information on emerging markets risk is provided on pages 12 to 13.</p>
<p><b>Minimum suggested timeframe</b></p> <p>At least 7 years</p>	<p><b>Allocation</b></p> <p>0% ————— Range ————— 100%</p> <p>90–100%</p> <p>0–10%</p> <p><b>Benchmark</b></p> <p>100% Global shares</p> <p>0% Cash</p>
<p><b>Risk</b></p> 	

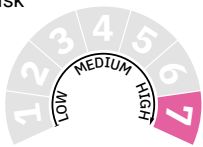
## Fidelity Asia

Global share – emerging markets

<p><b>Objective</b></p> <p>To achieve returns in excess of the MSCI All Country Asia (ex-Japan) Index over rolling five-year periods, before fees and taxes.</p>	<p><b>Strategy</b></p> <p>The Fidelity Asia option provides investors with the potential for long-term capital growth by investing in companies located in Asia, as well as companies located elsewhere that derive a significant proportion of their earnings from Asia (Asian Shares).</p> <p>Fidelity believes that markets are semi-efficient and share prices don't always reflect inherent value. Through in-house, bottom-up company research, Fidelity aims to uncover the opportunities that it believes offer the greatest scope for outperformance.</p>
<p><b>Minimum suggested timeframe</b></p> <p>At least 7 years</p>	<p>Based on this research approach, Fidelity seeks out stocks that it believes are undervalued and likely to generate growth. The companies selected for the portfolio must demonstrate strong management, financial strength and competitive advantages.</p> <p>The option's exposure to international securities will not be hedged back to Australian dollars. This means that the value of an investment in the option will change not only on the basis of a change in asset values, but also because of movements in exchange rates.</p> <p>Important information on emerging markets risk is provided on pages 12 to 13.</p>
<p><b>Risk</b></p> 	<p><b>Allocation</b></p> <p>0% ————— Range ————— 100%</p> <p>90–100%</p> <p>0–10%</p> <p><b>Benchmark</b></p> <p>100% Asian shares</p> <p>0% Cash</p>

## Pendal Global Emerging Market Opportunities

Global share – emerging markets

<p><b>Objective</b></p> <p>The option aims to provide a return (before fees, costs and taxes) that exceeds the MSCI Emerging Markets Index over rolling five-year periods.</p>	<p><b>Strategy</b></p> <p>This option is designed for investors who want the potential for long-term capital growth, diversification across a broad range of global emerging market shares and are prepared to accept high variability of returns. The option can invest in shares in a range of emerging markets and may also hold cash.</p> <p>The manager's investment process for global emerging market shares aims to add value through a combination of country allocation as well as individual stock selection. The manager's country allocation process is based on analysis of a country's economic growth, monetary policy, market liquidity, currency, governance/politics and equity market valuation. The stock selection process focuses on buying quality growth stocks at attractive valuations.</p>
<p><b>Minimum suggested timeframe</b></p> <p>At least 7 years</p>	<p>The option has assets that are denominated in foreign currencies. This means that changes to the Australian dollar relative to foreign currencies may affect the value of the assets of the option. The option's foreign currency exposure will generally not be hedged to the Australian dollar but the manager may do so from time to time. The manager does not intend to use currency trading as an additional source of the option's returns.</p> <p>Derivatives may be used to reduce risk and can act as a hedge against adverse movements in a particular market and/or in the underlying assets. Derivatives can also be used to gain exposure to assets and markets.</p> <p>Important information on emerging markets risk is provided on pages 12 to 13.</p>
<p><b>Risk</b></p> 	<p><b>Allocation</b></p> <p>0% ————— Range ————— 100%</p> <p>80–100%</p> <p>0–20%</p> <p><b>Benchmark</b></p> <p>100% Global shares</p> <p>0% Cash</p>

<sup>1</sup> Hedged means the option aims to hedge currency exposure.

## Platinum Asia

Global share – emerging markets

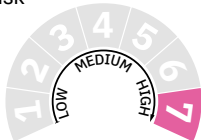
### Objective

To provide capital growth over the long term through searching out undervalued listed (and unlisted) investments in the Asian region excluding Japan. The option aims to outperform the MSCI All Country Asia (ex Japan) Index over rolling five-year periods before fees and taxes.

### Minimum suggested timeframe

At least 7 years

### Risk



### Strategy

The option primarily invests in the listed securities of Asian companies. Asian companies may be listed on exchanges other than those in Asia, and the option may invest in those securities. The option may invest in companies not listed in Asia where their predominant business is conducted in Asia. The option may invest in companies that benefit from exposure to the Asian economic region.

The portfolio will ideally consist of 30 to 80 securities that the manager believes to be undervalued by the market. Cash may be held when undervalued securities cannot be found. The manager may short sell securities that it considers overvalued and may also use derivatives. The portfolio will typically have 50% or more net equity exposure.

The manager may also invest in unlisted securities, but in aggregate such investments will not exceed 20% of the net asset value of the option. Derivatives (options, swaps and futures) may be used for risk management and for opportunities to increase returns; however, the effective exposure of derivative positions (excluding forward foreign exchange contracts and stock borrowing covering short equity positions), stocks and participatory notes will not exceed 150% of the portfolio's net asset value. The manager may also use foreign exchange contracts and derivatives on foreign exchange contracts to take currency positions.

Important information on short selling risk and emerging markets risk is provided on page 12 to 13.

### Allocation

0%	Range	100%	Benchmark
	0-100%		N/A Asian shares
	0-100%		N/A Cash and fixed interest

**Note:** The principal investments in the option are international equities. Cash and cash equivalents typically represents less than 40% of the portfolio's net asset value.

This option has been identified as a 'complex' option. Accordingly, for this option, we have provided further disclosure and reporting prescribed by ASIC, as outlined in the PDS for the product you wish to invest in or are otherwise considering. This information is provided in the Reference Guide – Complex Funds, available online at [cfs.com.au/complex](http://cfs.com.au/complex) or by calling 13 13 36.

## Realindex Emerging Markets Value

Global share – emerging markets

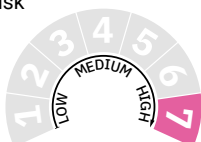
### Objective

To provide capital and income growth by investing in global shares predominantly in emerging markets and outperforming the MSCI Emerging Markets Index over rolling five-year periods before fees and taxes.

### Minimum suggested timeframe

At least 7 years

### Risk



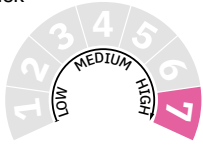
### Strategy

Realindex forms a universe of emerging market companies based on accounting measures, which gives the portfolio a value tilt. Factors such as quality, near-term value and momentum are applied to form a final portfolio of companies. The resulting portfolio has a value tilt relative to the benchmark and provides the benefits of being lower in cost, lower turnover and highly diversified compared to traditional active investment strategies. By weighting the portfolio based on accounting measures and factors such as quality, value and momentum, Realindex aims to generate higher returns versus the benchmark over the long term. This option does not hedge currency exposure.

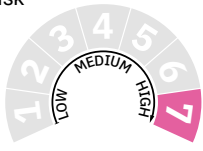
Important information on emerging markets risk is provided on pages 12 to 13.

### Allocation

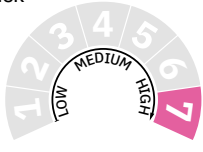
0%	Range	100%	Benchmark
	95-100%		100% Global shares
	0-5%		0% Cash

<p><b>Objective</b> To achieve long-term capital appreciation by investing in companies that contribute to, and benefit from, sustainable development. The option aims to exceed the MSCI Emerging Markets Index over rolling five-year periods before fees and taxes. The option is actively managed and the benchmark does not limit or constrain portfolio construction.</p>	<p><b>Strategy</b> The option aims to achieve its investment objective by investing in a diversified portfolio of equity or equity-related securities<sup>1</sup> of large and mid-capitalisation companies whose activities predominantly take place in emerging markets and are listed in, traded or dealt on any of the regulated markets worldwide. Stewart Investors undertakes a bottom-up and qualitative approach to identifying, analysing and investing in companies, which it believes can deliver long-term positive financial returns and also contribute to, and benefit from, sustainable development. Stewart Investors considers a company contributes to, and benefits from, sustainable development if its activities lead to positive social outcomes and may lead to positive environmental outcomes. The option invests in large and mid-capitalisation companies with a minimum market capitalisation of US\$1 billion and a minimum investible market cap (free float) of US\$500 million at the time of initial investment.<sup>2,3</sup> The option does not hedge currency risk. For more information about Stewart Investors' investment process, please refer to '<a href="#">Stewart Investors' approach to sustainability and ESG</a>'. This option considers aspects of ESG factors as part of its investment strategy. Refer to the Reference Guide – Sustainable Funds for more information.</p>
<p><b>Minimum suggested timeframe</b> At least 7 years</p>	
<p><b>Risk</b></p> 	<p><b>Allocation</b></p> <p>0% ————— Range ————— 100%</p> <p>80–100%</p> <p>0–20%</p> <p><b>Benchmark</b> 100% Global shares 0% Cash</p>

Acadian Australian Equity Long Short

<p><b>Objective</b> To maximise risk-adjusted, long-term returns by investing in undervalued stocks and short selling overvalued stocks listed on the Australian Securities Exchange while carefully controlling portfolio risk and transaction costs. The option aims to outperform the S&amp;P/ASX 300 Accumulation Index over rolling four-year periods before fees and taxes.</p>	<p><b>Strategy</b> The option's investment strategy is based on the belief that markets are inefficient, creating price anomalies that can be exploited by a disciplined, objective investment process. Acadian Australia's investment approach employs structured stock and peer group valuation models, which are designed to capture a broad range of relevant characteristics such as quality, value, earnings growth and price-related factors. This aims to systematically unearth securities with unrecognised value, as well as improving earnings prospects to help unlock that value. Stocks that Acadian Australia believes are undervalued will be purchased, and overvalued stocks will be selectively short sold. The option will target a gross long exposure of 130% and a gross short exposure of 30% (130/30). Important information on short selling risk is provided on page 12.</p>
<p><b>Minimum suggested timeframe</b> At least 7 years</p>	
<p><b>Risk</b></p> 	<p><b>Allocation</b></p> <p>0% ————— Range ————— 100%</p> <p>95–100%</p> <p>0–5%</p> <p><b>Benchmark</b> 100% Australian shares 0% Cash</p>

Acadian Global Equity Long Short

<p><b>Objective</b> To maximise risk-adjusted, long-term returns by investing in undervalued stocks and short selling overvalued stocks from around the world, while carefully controlling portfolio risk and transaction costs. The option aims to outperform the MSCI World Index over rolling four-year periods before fees and taxes.</p>	<p><b>Strategy</b> The option's investment strategy is based on the belief that markets are inefficient, creating price anomalies that can be exploited by a disciplined, objective investment process. Acadian's investment approach employs structured stock and peer group valuation models, which are designed to capture a broad range of relevant characteristics such as quality, value, earnings growth and price-related factors. This aims to systematically unearth securities with unrecognised value, as well as improving earnings prospects to help unlock that value. Undervalued stocks will be purchased, while stocks that are expensive relative to their peers or have recently had their earnings estimates reduced will be selectively short sold. The option will target a gross long exposure of 130% and a gross short exposure of 30% (130/30). The option does not hedge currency risk. Important information on short selling risk is provided on page 12.</p>
<p><b>Minimum suggested timeframe</b> At least 7 years</p>	
<p><b>Risk</b></p> 	<p><b>Allocation</b></p> <p>0% ————— Range ————— 100%</p> <p>95–100%</p> <p>0–5%</p> <p><b>Benchmark</b> 100% Global shares 0% Cash</p>

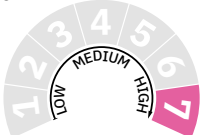
1 The option may have exposure to 'equity-related securities' if it is entitled to such securities via a corporate action.

2 For the purposes of this option, Stewart Investors refers to companies of this size as 'Leaders'.

3 The option can actively trade (buy and sell) a security that it continually holds, even if the minimum investible market cap falls below the threshold.

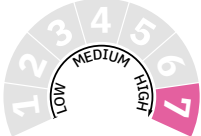
## Bell Global Emerging Companies

Specialist share

<p><b>Objective</b> The option aims to outperform the MSCI World SMID Cap Index over rolling three-year periods before fees and taxes.</p>	<p><b>Strategy</b> The option will invest in a diversified portfolio of small and mid-capitalisation companies domiciled in global developed markets. The investible universe for the strategy will consist of all companies that fall within the bottom 28% of the MSCI World Index at the time of purchase and have a minimum market capitalisation of US\$1bn.</p>
<p><b>Minimum suggested timeframe</b> At least 7 years</p>	<p><b>Allocation</b></p> <p>0% ————— Range ————— 100%</p> <p>90–100%</p> <p>0–10%</p>
<p><b>Risk</b></p> 	<p><b>Benchmark</b> 100% Global shares 0% Cash</p>

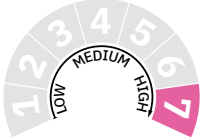
## CFS Global Health & Biotechnology

Specialist share

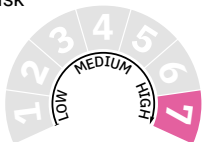
<p><b>Objective</b> To provide long-term capital growth by predominantly investing in companies around the world, whose primary business is in the fields of pharmaceuticals, biotechnology, healthcare services and medical products. The option aims to outperform the MSCI All Country Health Care Index over rolling three-year periods before fees and taxes.</p>	<p><b>Strategy</b> The option's strategy is to add value by investing, over the medium to long term, in quality companies, with sustainable earnings per share growth and sensible valuations, whose primary business is healthcare related. The option does not hedge currency risk.</p>
<p><b>Minimum suggested timeframe</b> At least 7 years</p>	<p><b>Allocation</b></p> <p>0% ————— Range ————— 100%</p> <p>90–100%</p> <p>0–10%</p>
<p><b>Risk</b></p> 	<p><b>Benchmark</b> 100% Global shares 0% Cash</p>

## CFS Global Small Companies

Specialist share

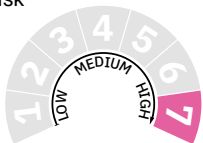
<p><b>Objective</b> To provide long-term capital growth from a diversified portfolio of predominantly smaller listed global shares. To outperform the MSCI World Small Cap Net Index, over rolling three-year periods before fees and taxes.</p>	<p><b>Strategy</b> To invest in a diversified portfolio of predominantly smaller listed global shares. The investments are managed by a leading global small companies manager. The portfolio does not hedge currency risk.</p>
<p><b>Minimum suggested timeframe</b> At least 7 years</p>	<p><b>Allocation</b></p> <p>0% ————— Range ————— 100%</p> <p>80–100%</p> <p>0–20%</p>
<p><b>Risk</b></p> 	<p><b>Benchmark</b> 100% Global shares 0% Cash</p>



<p><b>Objective</b></p> <p>To provide long-term capital growth by predominantly investing in companies around the world, whose primary business is in the fields of technology, and/or communications. The option aims to outperform the MSCI All Country Technology and Communications Free Index over rolling three-year periods before fees and taxes.</p>
<p><b>Minimum suggested timeframe</b></p> <p>At least 7 years</p>
<p><b>Risk</b></p> 

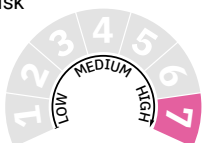
<p><b>Strategy</b></p> <p>The option's strategy is to add value by investing, over the medium to long term, in companies with sustainable earnings per share growth and sensible valuations, whose primary business is in the field of information technology and/or communications. The option does not hedge currency risk.</p>
<p><b>Allocation</b></p> <p>0% ————— Range ————— 100%</p> <p>90-100%</p> <p>0-10%</p> <p><b>Benchmark</b></p> <p>100% Global shares</p> <p>10% Cash</p>

Janus Henderson Global Natural Resources

<p><b>Objective</b></p> <p>The option seeks to achieve a total return after fees and taxes that exceeds the total return of the S&amp;P Global Natural Resources Accumulation Index over rolling five-year periods.</p>
<p><b>Minimum suggested timeframe</b></p> <p>At least 7 years</p>
<p><b>Risk</b></p> 

<p><b>Strategy</b></p> <p>The option will typically invest in 50-70 companies that the manager has identified as being quality global natural resource companies operating in the materials, energy, agribusiness, industrial and utility sectors. The option may have exposure across upstream (production and exploration), midstream (storage, transportation and marketing commodities) and downstream (smelting, refining and selling of processed mineral, energy and agricultural products to end users) segments of the natural resources supply chain. The investment approach used by the manager utilises bottom-up fundamental research and screens for quality, valuation and growth potential to identify companies that are best placed to benefit from the ongoing demand for natural resources. The manager's global investment approach enlarges the overall size and breadth of the natural resources investment universe and also improves the chance of early identification of profitable resource investment trends and pricing inefficiencies across global markets. The option does not hedge currency exposure back to the Australian dollar.</p> <p>Important information on emerging markets risk is provided on pages 12 to 13.</p>
<p><b>Allocation</b></p> <p>0% ————— Range ————— 100%</p> <p>80-100%</p> <p>0-20%</p> <p><b>Benchmark</b></p> <p>100% Global shares</p> <p>0% Cash</p>

L1 Capital Catalyst

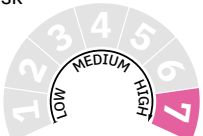
<p><b>Objective</b></p> <p>The objective of the option is to deliver strong positive risk adjusted returns over the long term and outperform the S&amp;P/ASX 200 Accumulation Index over rolling seven-year periods before fees and taxes.</p>
<p><b>Minimum suggested timeframe</b></p> <p>At least 7 years</p>
<p><b>Risk</b></p> 

<p><b>Strategy</b></p> <p>The Investment Manager believes that conducting intensive analysis of individual companies' financial characteristics and management teams (i.e. bottom-up, fundamental investing) enables the building of a portfolio of companies with compelling value and quality and identifiable catalysts to drive increases in valuation.</p> <p>The Investment Manager seeks to deliver private equity-style returns with listed market liquidity by taking a hands-on "owner's mindset" and approach to each investment in a tightly focused portfolio of up to 15 companies. The "owner's mindset" is anchored in constructive engagement with companies, driving the realisation of positive change by bringing strategic options, new ideas and thinking to company boards and management.</p> <p>The option may invest in a wide variety of assets, including but not limited to the following; securities quoted (or soon to be quoted) on the Australian Securities Exchange or an international securities exchange; specialised international and Australian investment trusts and other pooled investment vehicles; and unlisted securities.</p> <p>Whilst investing primarily in Australian listed companies, the strategy is able to invest up to 30% of NAV in overseas listed companies. Any overseas exposure will be unhedged. The strategy seeks to be fully invested at all times, however is allowed to invest up to 25% in cash.</p>
<p><b>Allocation</b></p> <p>0% ————— Range ————— 100%</p> <p>75-100%</p> <p>0-25%</p> <p><b>Benchmark</b></p> <p>100% Australian Shares<sup>1</sup></p> <p>0% Cash</p> <p>A performance fee may apply of 20.5% (inclusive of the net effect of GST) of any amount by which the investment return of the option (after management fees) is greater than the return generated by the S&amp;P/ASX 200 Accumulation Index.</p>

1 The option invests primarily in Australian listed shares, and may have up to 20% exposure to stocks outside of Australia.

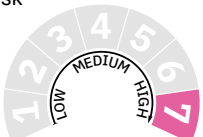
## Perpetual Share-Plus Long-Short

Specialist share

<p><b>Objective</b></p> <p>The option aims to provide long-term capital growth and income through investment in quality shares and taking short positions predominately in selected Australian Shares and to outperform the S&amp;P/ASX 300 Accumulation Index (before fees and taxes) over rolling three-year periods.</p>	<p><b>Strategy</b></p> <p>Perpetual researches companies of all sizes using consistent share selection criteria. Perpetual's priority is to select those companies that represent the best investment quality and are appropriately priced. In determining investment quality, investments are carefully selected on the basis of four key investment criteria; conservative debt levels; sound management; quality business and recurring earnings.</p> <p>In addition, Perpetual aims to take short positions predominantly in Australian shares that it believes will fall in value. The short positions are determined based on each stock's expected returns and the investment constraints (designed to reduce the risks associated with taking short positions). The option may have up to 20% exposure to investments in international shares where we believe there are opportunities that may enhance returns. The option may have up to 10% exposure to short positions in international shares. Derivatives may be used in managing the option.</p>						
<p><b>Minimum suggested timeframe</b></p> <p>At least 7 years</p>							
<p><b>Risk</b></p> 	<p><b>Allocation</b></p> <p>0% ————— Range ————— 100%</p> <table border="1"> <tr> <td>0-25%</td> <td>90-125%</td> </tr> <tr> <td>65-100%</td> <td></td> </tr> <tr> <td>0-35%</td> <td></td> </tr> </table> <p><b>Benchmark</b></p> <p>N/A Australian shares – Long<sup>1</sup>  N/A Australian shares – Short<sup>1</sup>  100% Australian shares – Net  0% Cash</p> <p>A performance fee may apply of 13.98% of the net return (after management fees) above the S&amp;P/ASX300 Accumulation Index plus 2% of the option.</p> <div style="border: 1px solid black; padding: 5px;"> <p>This option has been identified as a 'complex' option. Accordingly, for this option, we have provided further disclosure and reporting prescribed by ASIC, as outlined in the PDS for the product you wish to invest in or are otherwise considering. This information is provided in the Reference Guide – Complex Funds, available at <a href="http://cfs.com.au/complex">cfs.com.au/complex</a> or by calling 13 13 36.</p> </div>	0-25%	90-125%	65-100%		0-35%	
0-25%	90-125%						
65-100%							
0-35%							

## Platinum International

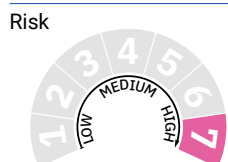
Specialist share

<p><b>Objective</b></p> <p>To provide capital growth over the long term through searching out undervalued listed (and unlisted) investments around the world. The option aims to outperform the MSCI All Country World Index over rolling five-year periods before fees and taxes.</p>	<p><b>Strategy</b></p> <p>The option primarily invests in listed securities. The portfolio will ideally consist of 40 to 80 securities that the manager believes to be undervalued by the market. Cash may be held when undervalued securities cannot be found. The manager may short sell securities that it considers overvalued and may also use derivatives. The portfolio will typically have 50% or more net equity exposure. The manager may also invest in unlisted securities, but in aggregate such investments will not exceed 20% of the net asset value of the option. Derivatives (options, swaps and futures) may be used for risk management and for opportunities to increase returns; however, the effective exposure of derivative positions (excluding forward foreign exchange contracts and stock borrowing covering short equity positions), stocks and participatory notes will not exceed 150% of the portfolio's net asset value. The manager may also use foreign exchange contracts and derivatives on foreign exchange contracts to take currency positions.</p> <p>Important information on short selling risk and emerging markets risk is provided on pages 12 to 13.</p>				
<p><b>Minimum suggested timeframe</b></p> <p>At least 7 years</p>					
<p><b>Risk</b></p> 	<p><b>Allocation</b></p> <p>0% ————— Range ————— 100%</p> <table border="1"> <tr> <td>0-100%</td> <td>N/A Global shares</td> </tr> <tr> <td>0-100%</td> <td>N/A Cash and fixed interest</td> </tr> </table> <p><b>Note:</b> The principal investments in the option are global shares. Cash and cash equivalents typically represents less than 40% of the portfolio's net asset value.</p> <div style="border: 1px solid black; padding: 5px;"> <p>This option has been identified as a 'complex' option. Accordingly, for this option, we have provided further disclosure and reporting prescribed by ASIC, as outlined in the PDS for the product you wish to invest in or are otherwise considering. This information is provided in the Reference Guide – Complex Funds, available at <a href="http://cfs.com.au/complex">cfs.com.au/complex</a> or by calling 13 13 36.</p> </div>	0-100%	N/A Global shares	0-100%	N/A Cash and fixed interest
0-100%	N/A Global shares				
0-100%	N/A Cash and fixed interest				

<sup>1</sup> The option invests primarily in Australian listed shares, and may have up to 20% long exposure and up to 10% short exposure to stocks outside of Australia. Currency hedges may be used from time to time. Currency risk is due to the exposure to international companies.

**Objective**  
To provide long-term capital growth and outperform the greater of the MSCI World Index or the Reserve Bank of Australia cash rate after fees and taxes over rolling seven-year periods. The goal of the option is not to replicate the standard industry benchmarks such as the MSCI, and it is likely to have varied outcomes from those of a traditional index benchmarked option.

**Minimum suggested timeframe**  
At least 7 years



**Strategy**  
The option invests in a focused portfolio with approximately 25 to 45 stock-specific ideas diversified across global stock markets. The portfolio may also own interest bearing debt securities (which includes government or corporate bonds, asset-backed, inflation-linked, structured, hybrid securities and tradeable loans). All the portfolio positions are subject to intensive research and peer group review. If PM Capital cannot find appropriate opportunities, the option may hold up to 100% cash and cash equivalents. PM Capital can use derivatives and sell stocks short as a risk management tool. Derivatives (including futures, options, swaps, credit derivatives, forwards and warrants) may also be used to synthetically create or replicate an underlying position. The level of direct shorts (where shares are borrowed and sold in the market) generally will not be in excess of 30% of the portfolio. Leverage is used on a prudent basis; for example, where gross dividend yields exceed borrowing costs. Leverage generally shall not exceed 30% of the net asset value of the option. The option is managed from an Australian investor's perspective. Tax and currency exposures are important considerations in the daily management of the option. PM Capital may elect to hedge up to 100% of the foreign currency exposure or remain fully exposed to any currencies in which the option may invest.  
Important information on short selling risk is provided on page 12.

**Allocation**

Range	Benchmark
0-110%	N/A Equities
0-30%	N/A Yield securities
0-100%	N/A Cash

**Note:** Leverage may be used to increase the effective exposure of the option to 130% of the underlying portfolio's net asset value. The underlying portfolio's gross exposure is limited to 170%.

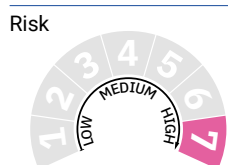
A performance fee may apply of 20% of the net return (after management fees) above the Reserve Bank of Australia cash rate plus 4.5% (inclusive of the net effect of GST and any related GST credits).

This option has been identified as a 'complex' option. Accordingly, for this option, we have provided further disclosure and reporting prescribed by ASIC, as outlined in the PDS for the product you wish to invest in or are otherwise considering. This information is provided in the Reference Guide – Complex Funds, available at [cfs.com.au/complex](http://cfs.com.au/complex) or by calling 13 13 36.

Sage Capital Equity Plus

**Objective**  
The option aims to achieve positive returns in excess of the S&P/ASX200 Accumulation Index, after fees and expenses and before taxes, over rolling five-year periods by taking both long positions and short positions in selected Australian shares.

**Minimum suggested timeframe**  
At least 7 years



**Strategy**  
The option is a 150/50 long/short strategy that may have 90-150% of its Net Asset Value ('NAV') invested in long positions and 0-50% of NAV invested in short positions. The option's typical net market exposure will be 90-100% as it can hold up to 10% of NAV in cash. The option seeks to deliver style neutral returns that are consistent across market cycles. It achieves this by breaking the market up into eight custom Sage Groups and selecting long and short positions within them. Low net exposure is maintained to each of these Groups to limit style or thematic bias across the portfolio. Stock selection is driven by a blend of fundamental and quantitative investment strategies. The quantitative process systematically ranks stocks using a range of momentum, value and quality factors while the fundamental process goes into more detail to understand the key drivers of a company's earnings and assess its relative value. The long/short structure allows the portfolio to capture a broad level of information from the investment process while maintaining a high level of diversification, producing a better risk/reward outcome than a long only approach. The option may invest up to 10% in exchange traded derivatives.  
Important information on short selling risk is provided on page 12.

**Allocation**

Range	Benchmark
90-100%	100% Australian shares
0-10%	0% Cash and cash equivalents
0-10%	0% Derivatives

A performance fee may apply of 20.5% of the net return (after management fees) above the S&P/ASX200 Accumulation Index of the option.

This option has been identified as a 'complex' option. Accordingly, for this option, we have provided further disclosure and reporting prescribed by ASIC, as outlined in the PDS for the product you wish to invest in or are otherwise considering. This information is provided in the Reference Guide – Complex Funds, available at [cfs.com.au/complex](http://cfs.com.au/complex) or by calling 13 13 36.

## First Sentier Property Securities

Australian property and infrastructure securities

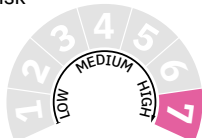
### Objective

To provide medium-to-long-term capital growth and income to the investor by investing in a portfolio of Australian listed property securities. The option aims to outperform the S&P/ASX 200 A-REIT Accumulation Index over rolling three-year periods before fees and taxes.

### Minimum suggested timeframe

At least 7 years


### Risk



### Strategy

The option's strategy is to bring together specialist resources in order to identify undervalued Australian real estate securities with minimal downside risk, sustainable earnings growth and good qualitative attributes. The option uses proprietary forecasting and valuation methodologies and a disciplined portfolio construction process with an over-riding focus on absolute and relative risk. The option invests predominantly in Australian securities and therefore does not hedge currency exposure.

### Allocation



### Benchmark

100% Property securities  
0% Cash

## Ironbark Property Securities

Australian property and infrastructure securities

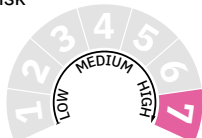
### Objective

The option seeks to outperform the S&P/ASX 300 A-REIT Accumulation Index, after fees and before taxes, over rolling three-year periods.

### Minimum suggested timeframe

At least 7 years


### Risk



### Strategy

The option invests predominantly in Australian property trusts and property related securities, with some exposure to cash investments. The option may also invest in international property securities and Initial Public Offering ('IPO') securities, provided those securities are expected to be listed within three months of issue. The option may have exposure to derivatives for investment and currency management purposes. In particular, derivatives may be used by the Investment Manager for hedging to protect an asset in the option; against market value fluctuations; to reduce volatility in the option; as a substitute for a physical security and when adjusting asset exposures within the investment parameters of the option.

### Allocation



### Benchmark

100% Property securities  
0% Cash

## Martin Currie Real Income

Australian property and infrastructure securities

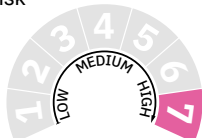
### Objective

To generate an income yield in excess of the S&P/ASX 200 Index unfranked yield over rolling three-year periods before fees and taxes. The option aims to provide long-term growth in its dividend income in excess of CPI.

### Minimum suggested timeframe

At least 7 years


### Risk



### Strategy

The investment manager applies a tailored investment approach to construct a portfolio of ASX-listed real income securities (such as property, utility and infrastructure securities), to deliver sustainable income over the medium-to-long term. The investment manager assesses each investment for its dividend-paying attributes, as well as its risk quality and ability to provide inflation protection over time. Disciplined portfolio construction rules and risk controls are utilised by the investment manager to help construct a portfolio of Australian real income securities that aims to offer liquidity and investment transparency.

### Allocation



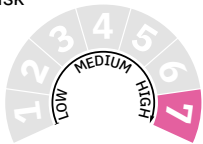
### Benchmark

100% Australian property and infrastructure securities<sup>1</sup>  
0% Cash

<sup>1</sup> The option invests primarily in Australian property and infrastructure securities and may have up to 20% exposure to stocks outside of Australia.

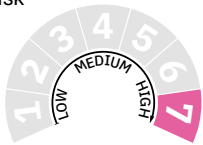
## Pendal Property Investment

Australian property and infrastructure securities

<p><b>Objective</b> The option aims to provide a return (before fees and taxes) that exceeds the S&amp;P/ASX 300 A-REIT Accumulation Index over rolling three-year periods.</p>	<p><b>Strategy</b> This option is designed for investors who want the potential for long term capital growth and income, diversification across a broad range of primarily Australian listed property securities and are prepared to accept higher variability of returns. The option invests in property securities including listed property trusts, developers and infrastructure investments. The option invests primarily in Australia but at times it may have some overseas exposure. Up to 10% of the option can be invested in international listed property securities. The option may also hold cash and may use derivatives.</p> <p>Pendal's investment process for property securities is based on its valuation-driven investment style and aims to add value through active security selection and fundamental investment research. Pendal's valuation-driven investment style is to identify securities that are mis-priced relative to their fundamental value. Pendal's fundamental investment research focuses on financial modelling, valuation and identifying quality securities through franchise, management quality and risk factors (both financial and non-financial risk).</p> <p>The option may have assets that are denominated in foreign currencies. This means that changes to the Australian dollar relative to foreign currencies may affect the value of the assets of the option. The option's foreign currency exposure will generally be fully hedged back to the Australian dollar to the extent considered reasonably practicable.</p> <p>Derivatives may be used to reduce risk and can act as a hedge against adverse movements in a particular market and/or in the underlying assets. Derivatives can also be used to gain exposure to assets and markets.</p>
<p><b>Minimum suggested timeframe</b> At least 7 years</p>	
<p><b>Risk</b></p> 	
	<p><b>Allocation</b></p> <p>0% ————— Range ————— 100%</p> <p>0-20%   80-100%</p> <p><b>Benchmark</b> 100% Property securities 0% Cash</p>

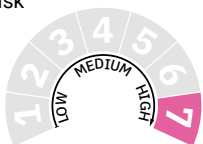
## First Sentier Global Listed Infrastructure

Global property and infrastructure securities

<p><b>Objective</b> To deliver capital growth and inflation protected income by investing in a globally diversified portfolio of infrastructure securities. The option aims to outperform the FTSE Global Core Infrastructure 50-50 (Net TR) Index hedged to Australian dollars over rolling three-year periods before fees and taxes.</p>	<p><b>Strategy</b> The option invests in shares of infrastructure companies around the world. The infrastructure sector includes operating assets from the transport, utilities, energy and communications sectors. The strategy is based on active, bottom-up security selection which seeks to identify mispricing. The option seeks to minimise risk through on-the-ground research, focus on quality and sensible portfolio construction. This option aims to hedge its currency exposure.</p>
<p><b>Minimum suggested timeframe</b> At least 7 years</p>	
<p><b>Risk</b></p> 	
	<p><b>Allocation</b></p> <p>0% ————— Range ————— 100%</p> <p>0-10%   90-100%</p> <p><b>Benchmark</b> 100% Infrastructure securities<sup>1</sup> 0% Cash</p>

## First Sentier Global Property Securities

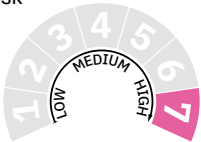
Global property and infrastructure securities

<p><b>Objective</b> To maximise total returns to the investor by investing in a portfolio of listed property securities from around the world. The option aims to outperform the FTSE EPRA/NAREIT Developed Index, hedged to Australian dollars, over rolling three-year periods before fees and taxes.</p>	<p><b>Strategy</b> The option's strategy is to bring together specialist resources in order to identify undervalued global real estate securities with minimal downside risk, sustainable earnings growth and good qualitative attributes. The option uses proprietary forecasting and valuation methodologies and a disciplined portfolio construction process with an over-riding focus on absolute and relative risk. The option provides investors with exposure to a broad selection of property-related investment opportunities. The option aims to hedge currency exposure.</p>
<p><b>Minimum suggested timeframe</b> At least 7 years</p>	
<p><b>Risk</b></p> 	
	<p><b>Allocation</b></p> <p>0% ————— Range ————— 100%</p> <p>0-20%   80-100%</p> <p><b>Benchmark</b> 100% Global property securities 0% Cash</p>

<sup>1</sup> This includes infrastructure and infrastructure-related securities.

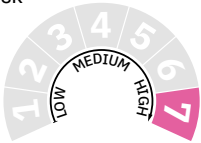
## Macquarie Global Listed Real Estate

Global property and infrastructure securities

<p><b>Objective</b> To provide total returns (income and capital growth), after costs and before tax, above the FTSE EPRA/NAREIT Developed Index, hedged to Australian dollars on a rolling three-year basis.</p>	<p><b>Strategy</b> To take advantage of global real estate market conditions, as well as country-specific opportunities, the option's investment style combines a stock-specific (bottom-up) selection process with a secondary macroeconomic (top-down) approach to regional and country allocations. The option is managed by an investment team made up of on-the-ground regional investment specialists based in Sydney, Chicago, London and Hong Kong. The option aims to hedge currency exposure.</p>
<p><b>Minimum suggested timeframe</b> At least 7 years</p>	<p><b>Allocation</b></p> <p>0% ————— Range ————— 100%</p> <p>0-10%</p>
<p><b>Risk</b></p> 	<p><b>Benchmark</b> 100% Global property securities 0% Cash</p>

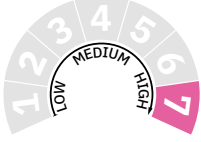
## Magellan Infrastructure

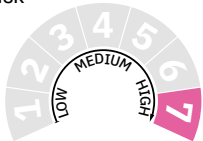
Global property and infrastructure securities

<p><b>Objective</b> To achieve attractive risk-adjusted returns over the medium-to-long term, while reducing the risk of permanent capital loss via investment in global infrastructure. The option aims to outperform the S&amp;P Global Infrastructure Index hedged to Australian dollars over rolling five-year periods before fees and taxes.</p>	<p><b>Strategy</b> The option will invest in companies that generate the dominant part of their earnings from the ownership of infrastructure assets. Magellan endeavours to acquire these companies at discounts to their assessed intrinsic value. Magellan anticipates that the portfolio will comprise 20 to 40 investments. This option aims to hedge currency risk.</p>
<p><b>Minimum suggested timeframe</b> At least 7 years</p>	<p><b>Allocation</b></p> <p>0% ————— Range ————— 100%</p> <p>0-20%</p>
<p><b>Risk</b></p> 	<p><b>Benchmark</b> 100% Global infrastructure securities 0% Cash</p> <p>A performance fee may apply of 10% of the net return (after management fees) above the S&amp;P Global Infrastructure Index (inclusive of the net effect of GST and any related GST credits). For more information on the performance fee, refer to the fees section in the PDS.</p>

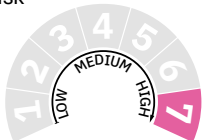
## Quay Global Real Estate – Unhedged

Global property and infrastructure securities

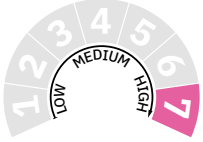
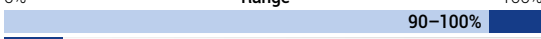





<p><b>Objective</b> To provide a total return (before fees, expenses and taxes) of the Australian Consumer Price Index (CPI) + 5% per annum over rolling five-year periods.</p>	<p><b>Strategy</b> The Quay Global Real Estate (Unhedged) option invests in a portfolio of real estate securities listed on securities exchanges around the world. It is relatively concentrated, with a high conviction-based approach, and does not hedge currency. The strategy focuses on delivering investors real total returns (index-unaware), and invests through the cycle whilst also taking advantage of counter-cyclical opportunities. The primary goal is to identify and invest in a portfolio of global real estate securities that; meet or exceed the return objective; offer reliable long-term cash flows; have robust balance sheets; are managed by experienced and competent managers; and offer returns assisted by secular themes and/or demographic tailwinds. The investment team has a disciplined and repeatable investment process with a strong focus on risk and quality cash flows. The majority of income is derived from leases, rent and other real estate related income (avoiding developers and non-rent income streams). Real estate sectors include Storage, Retail, Health, Housing, Apartments, Office, Industrial and Student Accommodation. The option does not hedge currency risk.</p>
<p><b>Minimum suggested timeframe</b> At least 7 years</p>	<p><b>Allocation</b></p> <p>0% ————— Range ————— 100%</p> <p>0-20%</p>
<p><b>Risk</b></p> 	<p><b>Benchmark</b> 100% Global shares 0% Cash and cash equivalents</p> <p>A performance fee may apply of 15.375% of the net return (after management fees) above the FTSE EPRA/NAREIT Developed Index of the option.</p>

<p><b>Objective</b></p> <p>The option's investment objective is to exceed the total returns of the FTSE EPRA/NAREIT Developed Index (AUD Hedged) after fees over a rolling three year basis. In doing so, the option aims to provide investors with a level of distributable income combined with the potential for long term capital growth sourced from global real estate based revenue streams.</p>	<p><b>Strategy</b></p> <p>The option primarily invests in global listed REITs and real estate securities that derive most of their returns from rental income. The option's investments provide exposure to a range of underlying real estate from around the world including office buildings, shopping centres, industrial warehouses, residential communities, hotels and healthcare facilities. The option may also have exposure to companies which undertake activities such as real estate development, real estate construction contracting and real estate funds management activities.</p> <p>Resolution Capital believes that optimum risk-adjusted returns can be achieved through a concentrated portfolio of 30 to 60 stocks. In constructing the portfolio, bottom-up stock analysis is combined with the identification of broader investment and direct real estate market themes. Resolution Capital adopts a 'multiple portfolio manager' approach for its global portfolio construction. Resolution Capital intends to mitigate currency risk through hedging the capital component of the option's exposure to global real estate securities and may also hedge currency exposure arising from income receivable from global real estate securities at its discretion.</p>
<p><b>Minimum suggested timeframe</b></p> <p>At least 7 years</p>	<p><b>Allocation</b></p>
<p><b>Risk</b></p> 	<p>0% ————— Range ————— 100%</p> <p>85-100%</p> <p>0-15%</p> <p><b>Benchmark</b></p> <p>100% Global property securities</p> <p>0% Cash</p>

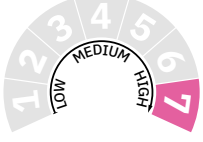






# Acadian Geared Australian Equity

<p><b>Objective</b></p> <p>To maximise long-term returns by borrowing to invest, predominantly, in a selection of Australian companies within the S&amp;P/ASX 300 Accumulation Index, while carefully controlling portfolio risk and transaction costs. The option aims to outperform the S&amp;P/ASX 300 Accumulation Index over rolling seven-year periods before fees and taxes.</p>	<p><b>Strategy</b></p> <p>The option uses gearing with the aim of magnifying returns from the underlying Australian equity strategy. The underlying strategy aims to exploit the 'low volatility anomaly', the historical pattern in which higher volatility stocks have underperformed lower volatility stocks on a risk-adjusted basis. The resulting underlying portfolio aims to provide returns similar to those of the Australian equity market but with lower absolute volatility over the full market cycle. Gearing the underlying strategy has the potential to reduce drawdowns compared to gearing a normal index strategy and therefore aim to provide higher expected returns for lower risk over the long term. Important information on gearing risk is provided on pages 11 to 12.</p>
<p><b>Minimum suggested timeframe</b></p> <p>At least 7 years</p>	<p><b>Allocation</b></p>
<p><b>Risk</b></p> 	<p>0% ————— Range ————— 100%</p> <p>90-100%</p> <p>0-10%</p> <p><b>Benchmark</b></p> <p>100% Australian shares</p> <p>0% Cash</p>



<p><b>Objective</b> To maximise risk-adjusted, long-term returns by borrowing to invest in stocks from around the world, while carefully controlling portfolio risk and transaction costs. The option aims to outperform the MSCI World (ex Australia) Index over rolling seven-year periods before fees and taxes.</p>	<p><b>Strategy</b> Acadian utilises a systematic multi-factor investment approach, while integrating a range of Environmental, Social and Corporate Governance (ESG) criteria, to select stocks. This includes having no exposure to stocks that derive any revenue from the production or manufacturing of tobacco and controversial weapons (including the manufacture, delivery or provision of critical components of cluster munitions, landmines, biological &amp; chemical weapons, blinding laser weapons, depleted uranium weapons, incendiary / white phosphorus weapons, non-detectable fragments weapons or nuclear weapons); or more than 10% of gross revenue<sup>1</sup> from the production or manufacture of products in alcohol, gambling and adult entertainment; derive more than 20% of gross revenue<sup>1</sup> from thermal coal mining or extraction of unconventional oil &amp; gas (such as oil sands, shale oil, shale gas and tar sands); and stocks considered to have business practices that violate the UN Global Compact (as assessed by a third party provider, MSCI), for example those involved in very severe ESG controversies such as human rights abuses or corruption (e.g. extortion or bribery).</p> <p>Acadian will target a reduction in weighted average carbon intensity (WACI) of the portfolio relative to the benchmark of at least 20%. The option will also have a positive (at least 10% above the benchmark) rating to companies providing environmental solutions such as clean technologies and renewable energy (as assessed by a third party provider, MSCI). The option utilises gearing to magnify returns from underlying investments. The option does not hedge investors' currency risk, but may hedge up to 100% of the currency exposure relating to the borrowings of the option.</p> <p>Important information on gearing risk is provided on pages 11 to 12.</p> <p>This option considers aspects of ESG factors as part of its investment strategy. Refer to the Reference Guide – Sustainable Funds for more information.</p>						
<p><b>Minimum suggested timeframe</b> At least 7 years</p>							
<p><b>Risk</b></p> 							
<p><b>Allocation</b></p> <table border="0"> <tr> <td>0% ————— Range ————— 100%</td> <td><b>Benchmark</b></td> </tr> <tr> <td></td> <td><b>100%</b> Global shares</td> </tr> <tr> <td></td> <td><b>0%</b> Cash</td> </tr> </table>		0% ————— Range ————— 100%	<b>Benchmark</b>		<b>100%</b> Global shares		<b>0%</b> Cash
0% ————— Range ————— 100%	<b>Benchmark</b>						
	<b>100%</b> Global shares						
	<b>0%</b> Cash						

CFS Geared Share

<p><b>Objective</b> To magnify long-term returns from capital growth by borrowing to invest in large Australian companies. The option aims to outperform the S&amp;P/ASX 100 Accumulation Index over rolling seven-year periods before fees and taxes.</p>	<p><b>Strategy</b> The option's strategy is based on the belief that, over the medium-to-long term, stock prices are driven by the ability of management to generate excess returns over their cost of capital in their chosen industry. The option generally invests in large, high quality companies with strong balance sheets and earnings. The option utilises gearing to magnify returns from underlying investments. The option predominantly invests in Australian companies and therefore does not hedge currency risk. Where the option borrows in a foreign currency, proceeds will be fully hedged into Australian dollars.</p> <p>Important information on gearing risk is provided on pages 11 to 12.</p>						
<p><b>Minimum suggested timeframe</b> At least 7 years</p>							
<p><b>Risk</b></p> 	<p><b>Allocation</b></p> <table border="0"> <tr> <td>0% ————— Range ————— 100%</td> <td><b>Benchmark</b></td> </tr> <tr> <td></td> <td><b>100%</b> Australian shares</td> </tr> <tr> <td></td> <td><b>0%</b> Cash</td> </tr> </table>	0% ————— Range ————— 100%	<b>Benchmark</b>		<b>100%</b> Australian shares		<b>0%</b> Cash
0% ————— Range ————— 100%	<b>Benchmark</b>						
	<b>100%</b> Australian shares						
	<b>0%</b> Cash						

**Note:** A geared option will not always magnify gains (particularly in a low return environment), but will always magnify losses. Investors will therefore experience increased volatility in the value of their investment. This means that investors will have potentially large fluctuations both up and down in the value of their investments.

<sup>1</sup> As supplied by MSCI. Revenue is the latest available year percent of revenue, or maximum estimated percent, a company has derived from the stated activity. MSCI uses total or gross revenue. However, in absence of such, MSCI considers net sales or operating revenue as reported by the company in its financial statements for the purpose of revenue estimations. When companies do not report exact revenue figures for a covered business activity, MSCI provides an estimate of companies' involvement in the subject activity. Revenue estimates do not cover indirect involvement to a business activity, either through a parent company or subsidiary.

# Indices

## MSCI Inc.

The CFS Index Global Share and CFS Index Global Share – Hedged options are not sponsored, endorsed, sold or promoted by MSCI Inc. (MSCI), any of its affiliates, any of its information providers or any other third party involved in, or related to, compiling, computing or creating any MSCI index (collectively, the 'MSCI parties'). The MSCI indexes are the exclusive property of MSCI. MSCI and the MSCI index names are service mark(s) of MSCI or its affiliates and have been licensed for use for certain purposes by Colonial First State. None of the MSCI parties makes any representation or warranty, express or implied, to the issuer or owners of the options or any other person or entity regarding the advisability of investing in the options generally or in these options particularly or the ability of any MSCI index to track corresponding stock market performance. MSCI or its affiliates are the licensors of certain trademarks, service marks and trade names and of the MSCI indexes, which are determined, composed and calculated by MSCI without regard to this or the issuer or owners of these options or any other person or entity. None of the MSCI parties has any obligation to take the needs of the issuer or owners of these options or any other person or entity into consideration in determining, composing or calculating the MSCI indexes. None of the MSCI parties is responsible for or has participated in the determination of the timing of, prices of, or quantities of these options to be issued or in the determination or calculation of the equation by or the consideration for which these options are redeemable. Further, none of the MSCI parties has any obligation or liability to the issuer or owners of these options or any other person or entity in connection with the administration, marketing or offering of these options.

Although MSCI shall obtain information for inclusion in or for use in the calculation of the MSCI indexes from sources that MSCI considers reliable, none of the MSCI parties warrants or guarantees the originality, accuracy and/or the completeness of any MSCI index or any data included therein. None of the MSCI parties makes any warranty, express or implied, as to results to be obtained by the issuer of these options, owners of the options, or any other person or entity, from the use of any MSCI index or any data included therein. None of the MSCI parties shall have any liability for any errors, omissions or interruptions of, or in connection with, any MSCI index or any data included therein. Further, none of the MSCI parties makes any express or implied warranties of any kind, and the MSCI parties hereby expressly disclaim all warranties of merchantability and fitness for a particular purpose, with respect to each MSCI index and any data included therein. Without limiting any of the foregoing, in no event shall any of the MSCI parties have any liability for any direct, indirect, special, punitive, consequential or any other damages (including lost profits) even if notified of the possibility of such damages. No purchaser, seller or holder of this security, product or fund, or any other person or entity, should use or refer to any MSCI trade name, trademark or service mark to sponsor, endorse, market or promote this security without first contacting MSCI to determine whether MSCI's permission is required. Under no circumstances may any person or entity claim any affiliation with MSCI without the prior written permission of MSCI.

## Bloomberg Index Services Limited.

BLOOMBERG® is a trademark and service mark of Bloomberg Finance LP. and its affiliates (collectively "Bloomberg"). Bloomberg or Bloomberg's licensors own all proprietary rights in the Bloomberg Indices. Bloomberg does not approve or endorse this material or guarantee the accuracy or completeness of any information herein, nor does Bloomberg make any warranty, express or implied, as to the results to be obtained therefrom, and, to the maximum extent allowed by law, Bloomberg shall not have any liability or responsibility for injury or damages arising in connection therewith.

## S&P Indices

The S&P/ASX 300 Accumulation Index and S&P/ASX 200 A-REIT Accumulation Index are products of S&P Dow Jones Indices LLC or its affiliates ("SPDJI"), and has been licensed for use by CFSIL. Standard & Poor's® and S&P® are registered trademarks of Standard & Poor's Financial Services LLC ("S&P") and Dow Jones® is a registered trademark of Dow Jones Trademark Holdings LLC ("Dow Jones"). The trademarks have been licensed to SPDJI and have been sublicensed for use for certain purposes by CFSIL. The CFS Index Australian Share and CFS Index Property Securities options are not sponsored, endorsed, sold or promoted by SPDJI, Dow Jones, S&P, any of their respective affiliates (collectively, "S&P Dow Jones Indices"). S&P Dow Jones Indices does not make any representation or warranty, express or implied, to the owners of the CFS Australian Share and CFS Index Property Securities options or any member of the public regarding the advisability of investing in securities generally or in CFS Index Australian Share and CFS Index Property Securities options particularly or the ability of the S&P/ASX 300 Accumulation Index and S&P/ASX 200 A-REIT Accumulation Index to track general market performance. S&P Dow Jones Indices' only relationship to CFSIL with respect to the S&P/ASX 300 Accumulation Index and S&P/ASX 200 A-REIT Accumulation Index is the licensing of the Index and certain trademarks, service marks and/or trade names of S&P Dow Jones Indices and/or its licensors. The S&P/ASX 300 Accumulation Index and S&P/ASX 200 A-REIT Accumulation Index are determined, composed and calculated by S&P Dow Jones Indices without regard to CFSIL or the CFS Index Australian Share and CFS Index Property Securities options. S&P Dow Jones Indices have no obligation to take the needs of CFSIL or the owners of CFS Index Australian Share and CFS Index Property Securities options into consideration in determining, composing or calculating the S&P/ASX 300 Accumulation Index and S&P/ASX 200 A-REIT Accumulation Index. Neither S&P Dow Jones Indices are responsible for and have not participated in the determination of the prices, and amount of CFS Index Australian Share and CFS Index Property Securities options or the timing of the issuance or sale of CFS Index Australian Share and CFS Index Property Securities options or in the determination or calculation of the equation by which CFS Index Australian Share and CFS Index Property Securities options is to be converted into cash, surrendered or redeemed, as the case may be. S&P Dow Jones Indices have no obligation or liability in connection with the administration, marketing or trading of CFS Index Australian Share and CFS Index Property Securities options.

There is no assurance that investment products based on the S&P/ASX 300 Accumulation Index and S&P/ASX 200 A-REIT Accumulation Index will accurately track index performance or provide positive investment returns. S&P Dow Jones Indices LLC is not an investment advisor. Inclusion of a security within an index is not a recommendation by S&P Dow Jones Indices to buy, sell, or hold such security, nor is it considered to be investment advice.

S&P Dow Jones Indices does not guarantee the adequacy, accuracy, timeliness and/or the completeness of the S&P / ASX 300 Accumulation Index and S&P /ASX 200 A-REIT Accumulation Index or any data related thereto or any communication, including but not limited to, oral or written communication (including electronic communications) with respect thereto. S&P Dow Jones Indices shall not be subject to any damages or liability for any errors, omissions, or delays therein. S&P Dow Jones Indices makes no express or implied warranties, and expressly disclaims all warranties, of merchantability or fitness for a particular purpose or use or as to results to be obtained by CFSIL, owners of the CFS Index Australian Share and CFS Index Property Securities options, or any other person or entity from the use of the S&P/ASX 300 Accumulation Index and S&P/ASX 200 A-REIT Accumulation Index or with respect to any data related thereto. Without limiting any of the foregoing, in no event whatsoever shall S&P Dow Jones Indices be liable for any indirect, special, incidental, punitive, or consequential damages including but not limited to, loss of profits, trading losses, lost time or goodwill, even if they have been advised of the possibility of such damages, whether in contract, tort, strict liability, or otherwise. There are no third party beneficiaries of any agreements or arrangements between S&P Dow Jones Indices and CFSIL, other than the licensors of S&P Dow Jones Indices.

# Composite benchmarks

For some options in the PDS, the objective includes a reference to a composite benchmark. They may be subject to change at any time within the allocation ranges.

Option name	Composite benchmark
<b>CFS Defensive</b>	20.0% Bloomberg AusBond Bank Bill Index, 30.0% Bloomberg Global Aggregate Index (AUD hedged), 30.0% Bloomberg AusBond Composite 0+Yr Index, 4.0% S&P/ASX 300 Accumulation Index, 5.0% MSCI All Country World ex Australia Net Index, 1.0% MSCI All Country World ex Australia Net Index (AUD hedged), 10.0% RBA cash rate
<b>CFS Conservative</b>	10.5% Bloomberg AusBond Bank Bill Index, 24.8% Bloomberg Global Aggregate Index (AUD hedged), 24.8% Bloomberg AusBond Composite 0+Yr Index, 3.0% FTSE EPRA Nareit Developed ex Aus Rental Index (AUD hedged), 3.5% FTSE Developed Core Infrastructure Index (AUD hedged), 7.5% S&P/ASX 300 Accumulation Index, 1.0% S&P/ASX Small Ordinaries Index, 9.0% MSCI All Country World ex Australia Net Index, 1.0% MSCI All Country World ex Australia Net Index (AUD hedged), 1.0% MSCI Emerging Markets Index, 12.0% RBA cash rate, 0.5% MSCI World Small Cap Index, 1.0% MSCI/Mercer Australia Core Wholesale Monthly Property Fund Index – NAV-Weighted Post-Fee Total Return (All Funds), 0.5% MSCI Australia Quarterly Private Infrastructure Fund Index (Unfrozen) – NAV-Weighted Post-Fee Total Return (All Funds)
<b>CFS Diversified<sup>1</sup></b>	7.5% Bloomberg AusBond Bank Bill Index, 17.1% Bloomberg Global Aggregate Index (AUD hedged), 17.1% Bloomberg AusBond Composite 0+Yr Index, 4.0% FTSE EPRA Nareit Developed ex Aus Rental Index (AUD hedged), 4.0% FTSE Developed Core Infrastructure Index (AUD hedged), 14.0% S&P/ASX 300 Accumulation Index, 1.5% S&P/ASX Small Ordinaries Index, 16.8% MSCI All Country World ex Australia Net Index, 3.0% MSCI All Country World ex Australia Net Index (AUD hedged), 2.0% MSCI Emerging Markets Index, 10.0% RBA cash rate, 1.0% MSCI World Small Cap Index, 1.0% MSCI/Mercer Australia Core Wholesale Monthly Property Fund Index – NAV-Weighted Post-Fee Total Return (All Funds), 1.0% MSCI Australia Quarterly Private Infrastructure Fund Index (Unfrozen) – NAV-Weighted Post-Fee Total Return (All Funds)
<b>CFS Moderate</b>	5.5% Bloomberg AusBond Bank Bill Index, 14.0% Bloomberg Global Aggregate Index (AUD hedged), 14.0% Bloomberg AusBond Composite 0+Yr Index, 4.5% FTSE EPRA Nareit Developed ex Aus Rental Index (AUD hedged), 5.0% FTSE Developed Core Infrastructure Index (AUD hedged), 17.0% S&P/ASX 300 Accumulation Index, 2.0% S&P/ASX Small Ordinaries Index, 19.5% MSCI All Country World ex Australia Net Index, 4.0% MSCI All Country World ex Australia Net Index (AUD hedged), 2.5% MSCI Emerging Markets Index, 8.0% RBA cash rate, 1.5% MSCI World Small Cap Index, 1.5% MSCI/Mercer Australia Core Wholesale Monthly Property Fund Index – NAV-Weighted Post-Fee Total Return (All Funds), 1.0% MSCI Australia Quarterly Private Infrastructure Fund Index (Unfrozen) – NAV-Weighted Post-Fee Total Return (All Funds)
<b>CFS Balanced</b>	4.5% Bloomberg AusBond Bank Bill Index, 10.5% Bloomberg Global Aggregate Index (AUD hedged), 10.5% Bloomberg AusBond Composite 0+Yr Index, 5.5% FTSE EPRA Nareit Developed ex Aus Rental Index (AUD hedged), 6.0% FTSE Developed Core Infrastructure Index (AUD hedged), 19.5% S&P/ASX 300 Accumulation Index, 2.5% S&P/ASX Small Ordinaries Index, 21.5% MSCI All Country World ex Australia Net Index, 5.0% MSCI All Country World ex Australia Net Index (AUD hedged), 3.0% MSCI Emerging Markets Index, 7.0% RBA cash rate, 2.0% MSCI World Small Cap Index, 1.5% MSCI/Mercer Australia Core Wholesale Monthly Property Fund Index – NAV-Weighted Post-Fee Total Return (All Funds), 1.0% MSCI Australia Quarterly Private Infrastructure Fund Index (Unfrozen) – NAV-Weighted Post-Fee Total Return (All Funds)
<b>CFS Growth</b>	1.0% Bloomberg AusBond Bank Bill Index, 7.3% Bloomberg Global Aggregate Index (AUD hedged), 7.3% Bloomberg AusBond Composite 0+Yr Index, 6.5% FTSE EPRA Nareit Developed ex Aus Rental Index (AUD hedged), 7.0% FTSE Developed Core Infrastructure Index (AUD hedged), 24.0% S&P/ASX 300 Accumulation Index, 3.0% S&P/ASX Small Ordinaries Index, 22.5% MSCI All Country World ex Australia Net Index, 6.0% MSCI All Country World ex Australia Net Index (AUD hedged), 3.5% MSCI Emerging Markets Index, 7.0% RBA cash rate, 2.5% MSCI World Small Cap Index, 1.5% MSCI/Mercer Australia Core Wholesale Monthly Property Fund Index – NAV-Weighted Post-Fee Total Return (All Funds), 1.0% MSCI Australia Quarterly Private Infrastructure Fund Index (Unfrozen) – NAV-Weighted Post-Fee Total Return (All Funds)
<b>CFS High Growth</b>	1.0% Bloomberg AusBond Bank Bill Index, 10.0% FTSE EPRA Nareit Developed ex Aus Rental Index (AUD hedged), 10.0% FTSE Developed Core Infrastructure Index (AUD hedged), 30.0% S&P/ASX 300 Accumulation Index, 4.0% S&P/ASX Small Ordinaries Index, 30.0% MSCI All Country World ex Australia Net Index, 7.0% MSCI All Country World ex Australia Net Index (AUD hedged), 5.0% MSCI Emerging Markets Index, 3.0% MSCI World Small Cap Index
<b>CFS Geared Growth Plus<sup>1</sup></b>	10.0% FTSE EPRA Nareit Developed ex Aus Rental Index (AUD hedged), 10.0% FTSE Developed Core Infrastructure Index (AUD hedged), 30.0% S&P/ASX 300 Accumulation Index, 3.5% S&P/ASX Small Ordinaries Index, 22.5% MSCI All Country World ex Australia Net Index, 7.0% MSCI All Country World ex Australia Net Index (AUD hedged), 4.0% MSCI Emerging Markets Index, 10.0% RBA cash rate, 3.0% MSCI World Small Cap Index
<b>CFS Thrive+ Sustainable Growth</b>	1.0% Bloomberg AusBond Bank Bill Index, 10.0% Bloomberg Global Aggregate Index (AUD hedged), 9.0% Bloomberg AusBond Composite 0+Yr Index, 30.0% S&P/ASX 300 Accumulation Index, 28.0% MSCI All Country World ex Australia Net Index, 22.0% MSCI All Country World ex Australia Net Index (AUD hedged)
<b>CFS Enhanced Index Conservative</b>	10.0% Bloomberg AusBond Bank Bill Index, 28.0% Bloomberg AusBond Composite 0+Yr Index, 22.0% Bloomberg Global Aggregate Index (AUD hedged), 10.0% FTSE World Broad Investments Grade Corporate Index, 3.0% FTSE EPRA/NAREIT Developed ex Australia Rental Index NTR (AUD hedged), 3.0% FTSE Developed Core Infrastructure Index (AUD hedged), 9.0% S&P/ASX 300 Accumulation Index, 1.0% S&P/ASX Small Ordinaries Accumulation Index, 1.0% MSCI World Small Cap Index, 9.0% MSCI World (ex Australia) Index, 2.0% MSCI World (ex Australia) Index (AUD hedged), 2.0% MSCI Emerging Markets Index.
<b>CFS Enhanced Index Diversified</b>	7.0% Bloomberg AusBond Bank Bill Index, 20.0% Bloomberg AusBond Composite 0+Yr Index, 15.0% Bloomberg Global Aggregate Index (AUD hedged), 8.0% FTSE World Broad Investments Grade Corporate Index, 4.0% FTSE EPRA/NAREIT Developed ex Australia Rental Index NTR (AUD hedged), 4.0% FTSE Developed Core Infrastructure Index (AUD hedged), 15.5% S&P/ASX 300 Accumulation Index, 1.5% S&P/ASX Small Ordinaries Accumulation Index, 1.5% MSCI World Small Cap Index, 16.0% MSCI World (ex Australia) Index, 4.0% MSCI World (ex Australia) Index (AUD hedged), 3.5% MSCI Emerging Markets Index.

<sup>1</sup> This option is not available in FirstChoice Investments.

Option name	Composite benchmark
<b>CFS Enhanced Index Moderate<sup>1</sup></b>	5.0% Bloomberg AusBond Bank Bill Index, 16.0% Bloomberg AusBond Composite 0+Yr Index, 13.0% Bloomberg Global Aggregate Index (AUD hedged), 6.0% FTSE World Broad Investments Grade Corporate Index, 5.0% FTSE EPRA/NAREIT Developed ex Australia Rental Index NTR (AUD hedged), 5.0% FTSE Developed Core Infrastructure Index (AUD hedged), 18.0% S&P/ASX 300 Accumulation Index, 2.0% S&P/ASX Small Ordinaries Accumulation Index, 1.5% MSCI World Small Cap Index, 19.0% MSCI World (ex Australia) Index, 5.0% MSCI World (ex Australia) Index (AUD hedged), 4.5% MSCI Emerging Markets Index.
<b>CFS Enhanced Index Balanced</b>	3.0% Bloomberg AusBond Bank Bill Index, 13.0% Bloomberg AusBond Composite 0+Yr Index, 9.0% Bloomberg Global Aggregate Index (AUD hedged), 5.0% FTSE World Broad Investments Grade Corporate Index, 6.0% FTSE EPRA/NAREIT Developed ex Australia Rental Index NTR (AUD hedged), 6.0% FTSE Developed Core Infrastructure Index (AUD hedged), 20.5% S&P/ASX 300 Accumulation Index, 2.5% S&P/ASX Small Ordinaries Accumulation Index, 1.5% MSCI World Small Cap Index, 22.0% MSCI World (ex Australia) Index, 6.0% MSCI World (ex Australia) Index (AUD hedged), 5.5% MSCI Emerging Markets Index.
<b>CFS Enhanced Index Growth</b>	1.0% Bloomberg AusBond Bank Bill Index, 9.0% Bloomberg AusBond Composite 0+Yr Index, 7.0% Bloomberg Global Aggregate Index (AUD hedged), 3.0% FTSE World Broad Investments Grade Corporate Index, 7.0% FTSE EPRA/NAREIT Developed ex Australia Rental Index NTR (AUD hedged), 7.0% FTSE Developed Core Infrastructure Index (AUD hedged), 24.5% S&P/ASX 300 Accumulation Index, 3.0% S&P/ASX Small Ordinaries Accumulation Index, 2.0% MSCI World Small Cap Index, 23.0% MSCI World (ex Australia) Index, 7.0% MSCI World (ex Australia) Index (AUD hedged), 6.5% MSCI Emerging Markets Index.
<b>CFS Enhanced Index High Growth</b>	1.0% Bloomberg AusBond Bank Bill Index, 10.0% FTSE EPRA/NAREIT Developed ex Australia Rental Index NTR (AUD hedged), 10.0% FTSE Developed Core Infrastructure Index (AUD hedged), 30.0% S&P/ASX 300 Accumulation Index, 3.0% S&P/ASX Small Ordinaries Accumulation Index, 2.5% MSCI World Small Cap Index, 28.0% MSCI World (ex Australia) Index, 8.0% MSCI World (ex Australia) Index (AUD hedged), 7.5% MSCI Emerging Markets Index.
<b>CFS Index Conservative<sup>1</sup></b>	10.0% Bloomberg AusBond Bank Bill Index, 28.0% Bloomberg AusBond Composite 0+Yr Index, 32.0% Bloomberg Global Aggregate Index (AUD hedged), 3.0% FTSE EPRA/NAREIT Developed ex Australia Rental Index NTR (AUD hedged), 3.0% FTSE Developed Core Infrastructure Index (AUD hedged), 10.0% S&P/ASX 300 Accumulation Index, 12.0% MSCI All Country World ex Australia Net Index, 2.0% MSCI All Country World ex Australia Net Index Hedged AUD.
<b>CFS Index Diversified<sup>1</sup></b>	7.0% Bloomberg AusBond Bank Bill Index, 20.0% Bloomberg AusBond Composite 0+Yr Index, 23.0% Bloomberg Global Aggregate Index (AUD hedged), 4.0% FTSE EPRA/NAREIT Developed ex Australia Rental Index NTR (AUD hedged), 4.0% FTSE Developed Core Infrastructure Index (AUD hedged), 18.0% S&P/ASX 300 Accumulation Index, 20.0% MSCI All Country World ex Australia Net Index, 4.0% MSCI All Country World ex Australia Net Index Hedged AUD.
<b>CFS Index Moderate<sup>1</sup></b>	5.0% Bloomberg AusBond Bank Bill Index, 16.0% Bloomberg AusBond Composite 0+Yr Index, 19.0% Bloomberg Global Aggregate Index (AUD hedged), 5.0% FTSE EPRA/NAREIT Developed ex Australia Rental Index NTR (AUD hedged), 5.0% FTSE Developed Core Infrastructure Index (AUD hedged), 23.0% S&P/ASX 300 Accumulation Index, 22.0% MSCI All Country World ex Australia Net Index, 5.0% MSCI All Country World ex Australia Net Index Hedged AUD.
<b>CFS Index Balanced<sup>1</sup></b>	3.0% Bloomberg AusBond Bank Bill Index, 13.0% Bloomberg AusBond Composite 0+Yr Index, 14.0% Bloomberg Global Aggregate Index (AUD hedged), 6.0% FTSE EPRA/NAREIT Developed ex Australia Rental Index NTR (AUD hedged), 6.0% FTSE Developed Core Infrastructure Index (AUD hedged), 26.0% S&P/ASX 300 Accumulation Index, 25.0% MSCI All Country World ex Australia Net Index, 7.0% MSCI All Country World ex Australia Net Index Hedged AUD.
<b>CFS Index Growth<sup>1</sup></b>	1.0% Bloomberg AusBond Bank Bill Index, 9.0% Bloomberg AusBond Composite 0+Yr Index, 10.0% Bloomberg Global Aggregate Index (AUD hedged), 7.0% FTSE EPRA/NAREIT Developed ex Australia Rental Index NTR (AUD hedged), 7.0% FTSE Developed Core Infrastructure Index (AUD hedged), 30.0% S&P/ASX 300 Accumulation Index, 28.0% MSCI All Country World ex Australia Net Index, 8.0% MSCI All Country World ex Australia Net Index Hedged AUD.
<b>CFS Index High Growth<sup>1</sup></b>	1.0% Bloomberg AusBond Bank Bill Index, 10.0% FTSE EPRA/NAREIT Developed ex Australia Rental Index NTR (AUD hedged), 10.0% FTSE Developed Core Infrastructure Index (AUD hedged), 35.0% S&P/ASX 300 Accumulation Index, 34.0% MSCI All Country World ex Australia Net Index, 10.0% MSCI All Country World ex Australia Net Index Hedged AUD.
<b>First Sentier Conservative</b>	40.0% Bloomberg AusBond Composite 0+Yr Index, 30.0% Bloomberg AusBond Bank Bill Index, 15.0% S&P/ASX 300 ex A-REIT Accumulation Index, 10.0% MSCI All Country World (ex Australia) Index, 5.0% FTSE EPRA/NAREIT Developed Index (AUD hedged).
<b>Perpetual Conservative Growth</b>	17.0% Bloomberg AusBond Bank Bill Index, 52.0% Bloomberg AusBond Composite 0+Yr Index, 14.0% S&P/ASX 300 Accumulation Index, 8.5% MSCI World ex Australia Accumulation Index, 1.5% MSCI Emerging Markets Index Return, 3.0% MSCI World ex Aus Total Return Index Hedged, 2.0% FTSE EPRA/NAREIT Developed Rental Index (AUD Hedged), 2.0% S&P/ASX 300 A-REIT Index.
<b>First Sentier Balanced</b>	35.0% Bloomberg AusBond Composite 0+Yr Index, 25.0% S&P/ASX 300 ex A-REIT Accumulation Index, 20.0% MSCI All Country World (ex Australia) Index, 15.0% Bloomberg AusBond Bank Bill Index, 5.0% FTSE EPRA/NAREIT Developed Index (AUD hedged).
<b>Perpetual Diversified Growth</b>	9.0% Bloomberg AusBond Bank Bill Index, 40.0% Bloomberg AusBond Composite 0+Yr Index, 24.0% S&P/ASX 300 Accumulation Index, 13.0% MSCI World ex Australia Accumulation Index, 3.5% MSCI World ex Australia Accumulation Index (Hedged to \$A), 2.5% MSCI Emerging Markets Index, 3.0% MSCI World ex Aus Total Return Index Hedged, 2.5% FTSE EPRA/NAREIT Developed Rental Index (AUD Hedged), 2.5% S&P/ASX 300 A-REIT Index.

<sup>1</sup> This option is not available in FirstChoice Investments.

Option name	Composite benchmark
<b>First Sentier Diversified</b>	35.0% S&P/ASX 300 ex A-REIT Accumulation Index, 25.0% Bloomberg AusBond Composite 0+Yr Index, 25.0% MSCI All Country World (ex Australia) Index, 5.0% FTSE EPRA/NAREIT Developed Index (AUD hedged), 5.0% FTSE Global Core Infrastructure 50/50 Index (AUD hedged), 5.0% Bloomberg AusBond Bank Bill Index.
<b>Pendal Sustainable Balanced</b>	29% S&P/ASX 200 Accumulation Index, 33% MSCI All Country World Index in AUD, 16% Bloomberg AusBond Composite 0+Yr. Index, 6% S&P/ASX 300 A-REIT Accumulation Index, 16% Bloomberg AusBond Bank Bill Index.
<b>Perpetual Balanced Growth</b>	4.0% Bloomberg AusBond Bank Bill Index, 25.0% Bloomberg AusBond Composite 0+Yr Index, 34.0% S&P/ASX 300 Accumulation Index, 18.0% MSCI World ex Australia Accumulation Index, 7.0% MSCI World ex Australia Accumulation Index (Hedged to \$A), 3.0% MSCI Emerging Markets Index, 3.0% MSCI World ex Aus Total Return Index Hedged, 3.0% FTSE EPRA/NAREIT Developed Rental Index (AUD Hedged), 3.0% S&P/ASX 300 A-REIT Index.
<b>First Sentier High Growth</b>	40.0% S&P/ASX 300 ex A-REIT Accumulation Index, 50.0% MSCI All Country World (ex Australia) Index, 10.0% S&P/ASX Small Ordinaries Accumulation Index

Unless otherwise stated, indices referred to in the PDS are calculated on the basis that: dividends are reinvested; foreign dividends are reinvested net of withholding tax; the calculation is in Australian dollar terms; and the index is unhedged to movements in the Australian dollar.

This page has been left blank intentionally.



This page has been left blank intentionally.

